



US00D597164S

(12) **United States Design Patent**
Jones

(10) **Patent No.:** **US D597,164 S**
(45) **Date of Patent:** **** Jul. 28, 2009**

(54) **ARCHERY RELEASE**

(75) Inventor: **Brian K. Jones**, Winchester, KY (US)

(73) Assignee: **Scott Archery Manufacturing**, Clay City, KY (US)

(**) Term: **14 Years**

(21) Appl. No.: **29/304,069**

(22) Filed: **Feb. 25, 2008**

(51) **LOC (9) Cl.** **22-01**

(52) **U.S. Cl.** **D22/107**

(58) **Field of Classification Search** D22/107;
124/35.1-40, 89, 86, 87, 88; D10/96; D21/573,
D21/753, 789, 791; 473/300

See application file for complete search history.

(56) **References Cited**

U.S. PATENT DOCUMENTS

4,282,851	A *	8/1981	Lyons	124/35.2
4,407,260	A *	10/1983	Lyons	124/35.2
4,567,875	A	2/1986	Fletcher		
5,692,490	A *	12/1997	Walker	124/35.2
6,736,124	B2 *	5/2004	Carter	124/35.2
6,925,996	B1 *	8/2005	Todd	124/35.2
2003/0154969	A1 *	8/2003	Carter	124/78
2007/0181113	A1 *	8/2007	Porter	124/35.2
2008/0251059	A1 *	10/2008	McPherson	124/44.5
2009/0056689	A1 *	3/2009	Jones	124/35.2

OTHER PUBLICATIONS

Printout of various releases from <http://www.archeryhistory.com>.

Printout of thumb trigger release from <http://www.archeryhistory.com>.

* cited by examiner

Primary Examiner—T. Chase Nelson

Assistant Examiner—Michael A Pratt

(74) *Attorney, Agent, or Firm*—Warner Norcross & Judd LLP

(57) **CLAIM**

The ornamental design for archery release, as shown and described.

DESCRIPTION

FIG. 1 is a perspective view of the archery release embodying the new design;

FIG. 2 is a top view thereof;

FIG. 3 is a left side view thereof;

FIG. 4 is a right side view thereof;

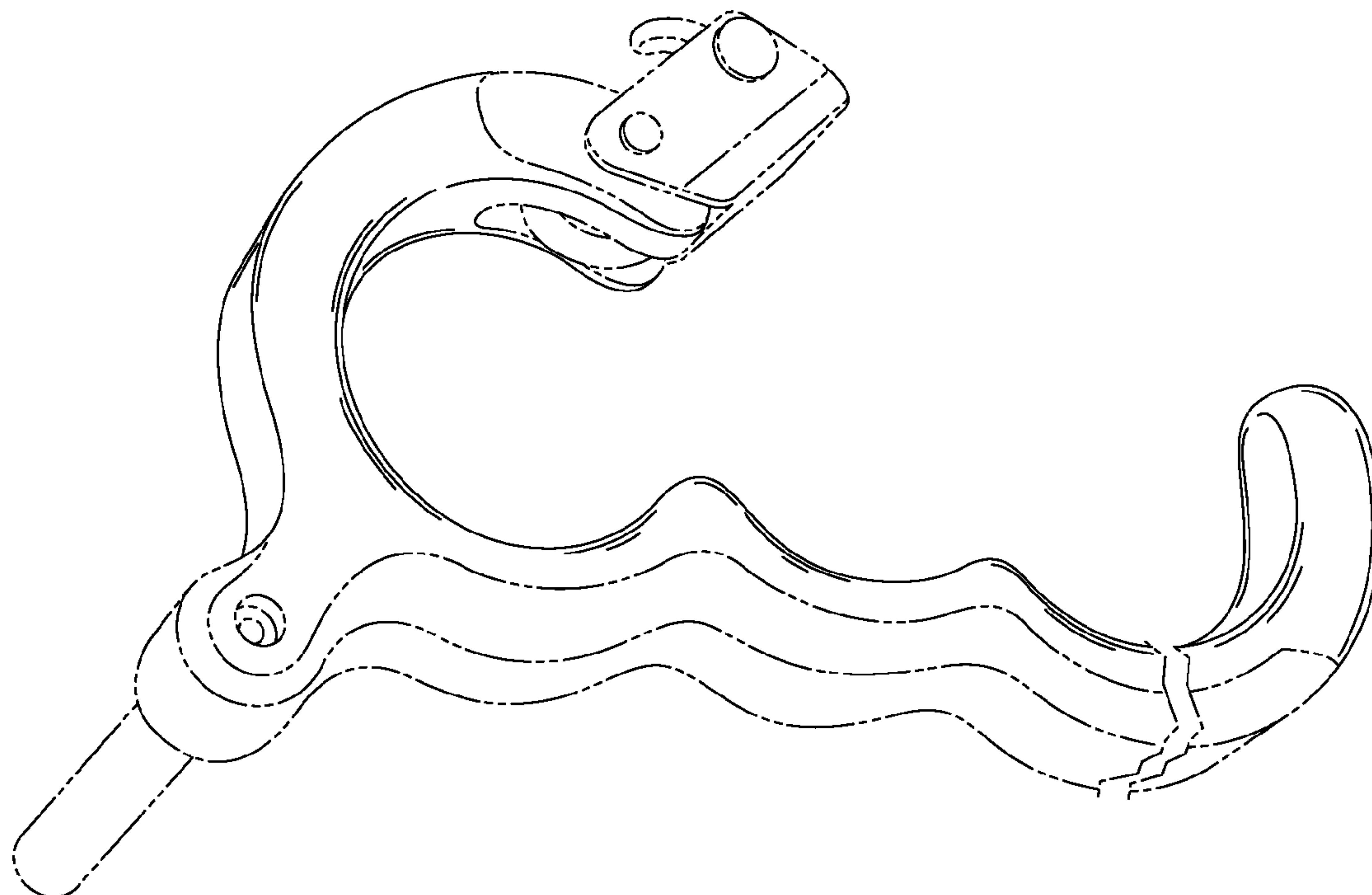
FIG. 5 is a front view thereof; and,

FIG. 6 is a rear view thereof.

FIGS. 1-6 show features of an archery release in phantom lines. These features are shown for environmental purposes and do not form any part of the claimed design. Further, the phantom lines immediately adjacent the solid-line portions of the design form the boundary of the design, with the phantom lines forming no part of the claimed design.

The design is shown broken apart along its length to indicate that no specific length is claimed.

1 Claim, 2 Drawing Sheets



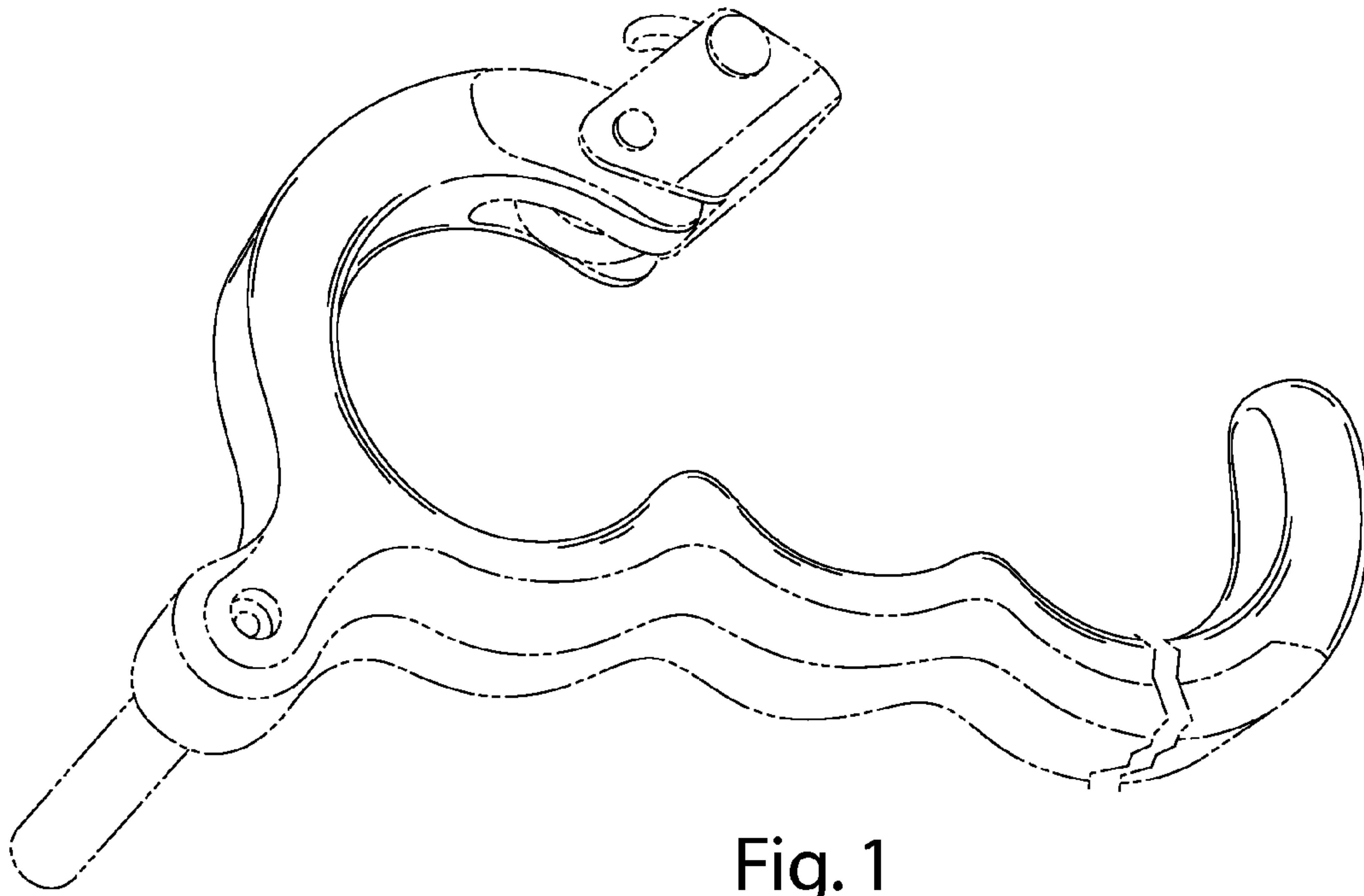


Fig. 1

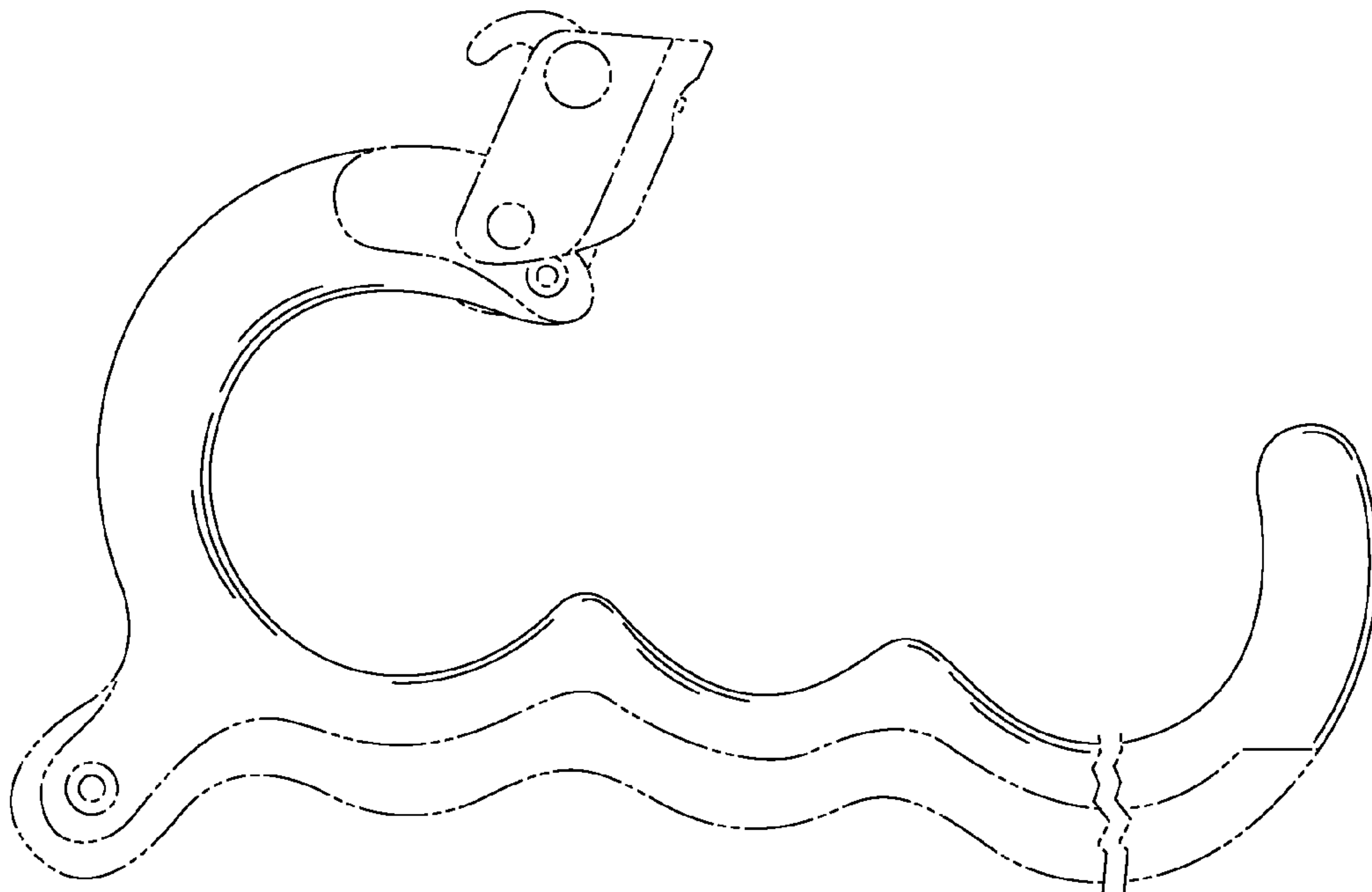


Fig. 2

