



US00D597158S

(12) **United States Design Patent**
Schweigert et al.

(10) **Patent No.:** **US D597,158 S**

(45) **Date of Patent:** **** *Jul. 28, 2009**

(54) **GOLF CLUB HEAD**

(75) Inventors: **Bradley D. Schweigert**, Anthem, AZ (US); **Marty R. Jertson**, Cave Creek, AZ (US); **Michael R. Nicolette**, Scottsdale, AZ (US); **Xiaojian Chen**, Phoenix, AZ (US); **David D. Jones**, Phoenix, AZ (US)

(73) Assignee: **Karsten Manufacturing Corporation**, Phoenix, AZ (US)

(*) Notice: This patent is subject to a terminal disclaimer.

(**) Term: **14 Years**

(21) Appl. No.: **29/332,642**

(22) Filed: **Feb. 20, 2009**

(51) **LOC (9) Cl.** **21-02**

(52) **U.S. Cl.** **D21/747**

(58) **Field of Classification Search** D21/747-751, D21/759; 473/324-331, 350

See application file for complete search history.

(56) **References Cited**

U.S. PATENT DOCUMENTS

D244,558 S	5/1977	Elkins, Jr.
D314,220 S	1/1991	Allen
D329,904 S	9/1992	Gorman
D361,813 S	8/1995	Guibaud et al.
5,492,327 A	2/1996	Biafore, Jr.
5,544,885 A	8/1996	Besnard et al.
5,564,705 A	10/1996	Kobayashi et al.
5,593,356 A	1/1997	Takeda
5,658,206 A	8/1997	Antonious
D398,355 S	9/1998	Chou et al.
D400,945 S	11/1998	Gilbert et al.

D409,702 S	5/1999	Gallagher
D418,886 S	1/2000	Feng
D420,080 S	2/2000	Gates
D422,043 S	3/2000	Kubica et al.
6,042,486 A	3/2000	Gallagher

(Continued)

OTHER PUBLICATIONS

Michael R. Nicolette, et al., "Golf Clubs and Methods of Manufacture," U.S. Appl. No. 11/828,260, filed Jul. 25, 2007.

(Continued)

Primary Examiner—Mitchell I Siegel

(57) **CLAIM**

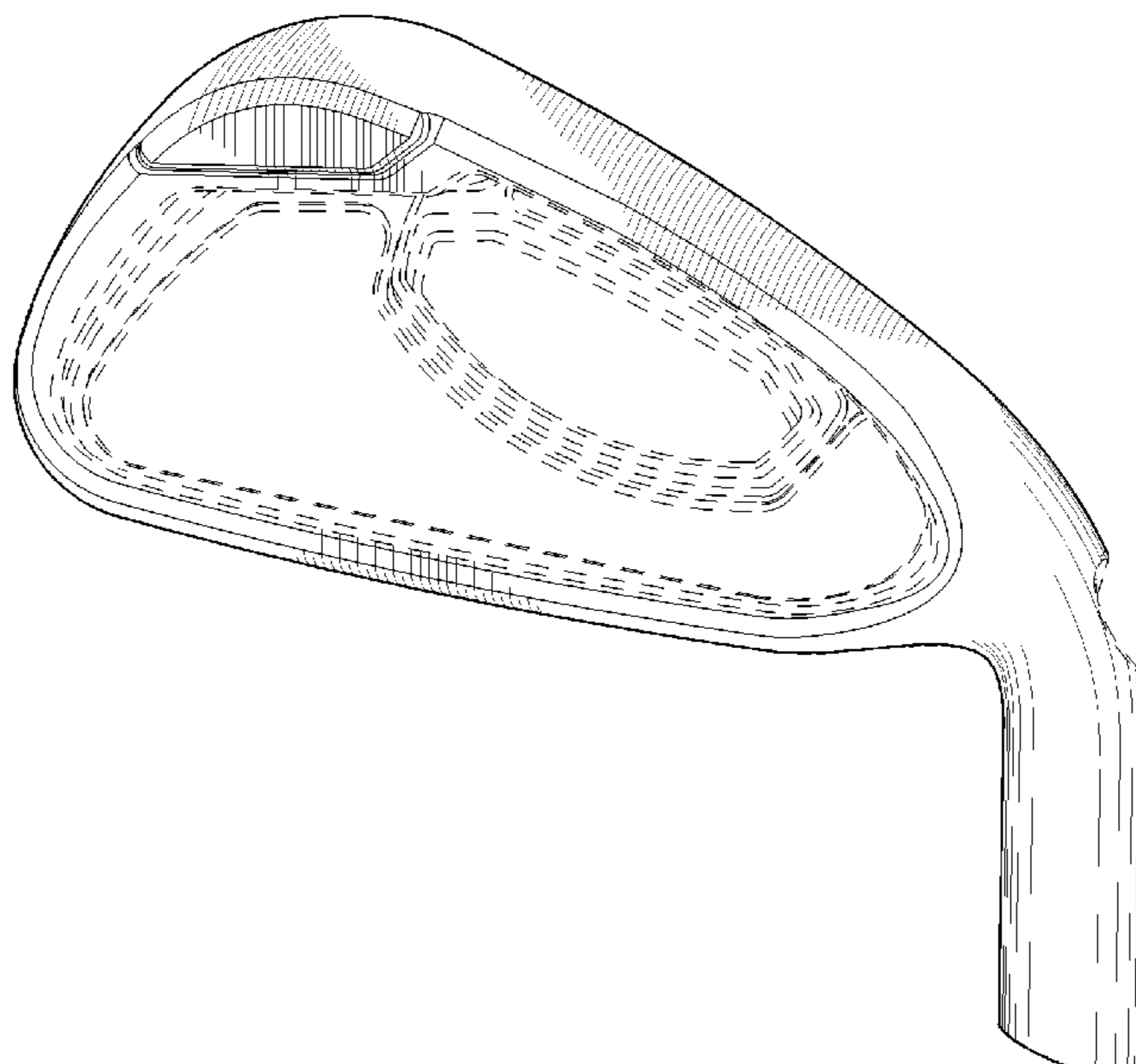
The ornamental design for a golf club head, as shown and described.

DESCRIPTION

FIG. 1 is a top perspective view of a golf club head;
 FIG. 2 is a bottom perspective view of the golf club head of FIG. 1;
 FIG. 3 is a front elevational view of the golf club head of FIG. 1;
 FIG. 4 is a rear elevational view of the golf club head of FIG. 1;
 FIG. 5 is a top view of the golf club head of FIG. 1;
 FIG. 6 is a bottom view of the golf club head of FIG. 1;
 FIG. 7 is a toe end view of the golf club head of FIG. 1; and,
 FIG. 8 is a heel end view of the golf club head of FIG. 1.

The broken lines shown in one or more of the figures are for illustrative purposes only and form no part of the claimed design.

1 Claim, 4 Drawing Sheets



US D597,158 S

Page 2

U.S. PATENT DOCUMENTS

D424,146 S 5/2000 Maltby
 D428,632 S 7/2000 Besnard et al.
 D428,634 S 7/2000 Nagai et al.
 D429,299 S 8/2000 Kubica et al.
 D431,852 S 10/2000 Kubica et al.
 D435,073 S 12/2000 Stone et al.
 D435,277 S 12/2000 Erickson et al.
 6,186,903 B1 2/2001 Beebe et al.
 6,210,290 B1 * 4/2001 Erickson et al. 473/345
 D442,245 S 5/2001 Roach et al.
 D442,659 S 5/2001 Kubica et al.
 D443,008 S 5/2001 Kubica et al.
 6,251,029 B1 6/2001 Roberts
 D445,862 S 7/2001 Ford
 D453,949 S * 2/2002 Helmstetter et al. D21/747
 6,379,262 B1 4/2002 Boone
 6,454,665 B2 9/2002 Antonious
 D473,605 S 4/2003 Petersen et al.
 D480,440 S * 10/2003 Rollinson et al. D21/749
 D481,775 S 11/2003 Best
 6,695,714 B1 2/2004 Bliss et al.
 D492,376 S 6/2004 Nicolette et al.
 D494,240 S 8/2004 Schweigert et al.
 D494,648 S 8/2004 Schweigert et al.
 D494,649 S 8/2004 Imamoto
 D495,390 S 8/2004 Pinder
 D500,350 S 12/2004 Schweigert et al.
 D500,351 S 12/2004 Schweigert et al.
 D501,237 S 1/2005 Madore
 D502,237 S 2/2005 Schweigert et al.
 6,855,066 B2 2/2005 Best
 D502,975 S 3/2005 Schweigert et al.
 D503,204 S 3/2005 Nicolette et al.
 D504,925 S 5/2005 Schweigert et al.
 D505,171 S 5/2005 Schweigert et al.
 D505,466 S 5/2005 Lang et al.
 D507,321 S 7/2005 Dogan et al.
 D507,614 S 7/2005 Schweigert et al.
 D508,099 S 8/2005 Schweigert et al.
 D509,868 S 9/2005 Imamoto
 D510,115 S 9/2005 Lang et al.
 D514,183 S 1/2006 Schweigert et al.
 D517,625 S 3/2006 Sanchez et al.
 D523,501 S 6/2006 Nicolette et al.
 D525,330 S * 7/2006 Imamoto D21/749
 D528,617 S * 9/2006 Imamoto D21/749
 D530,759 S * 10/2006 Nicolette et al. D21/749
 D530,760 S 10/2006 Schweigert et al.
 D532,849 S * 11/2006 Nicolette et al. D21/748
 D534,228 S * 12/2006 Nicolette et al. D21/749

D534,597 S * 1/2007 Nicolette et al. D21/749
 D536,759 S * 2/2007 Schweigert et al. D21/747
 D537,494 S 2/2007 Jertson et al.
 D538,366 S 3/2007 Nicolette et al.
 D539,864 S 4/2007 Nicolette et al.
 D540,898 S 4/2007 Solheim et al.
 D541,360 S 4/2007 Schweigert et al.
 7,207,900 B2 4/2007 Nicolette et al.
 D549,295 S 8/2007 Nagai et al.
 D553,704 S 10/2007 Nunez et al.
 D554,218 S 10/2007 Ruggiero et al.
 D556,279 S 11/2007 Lorentzen et al.
 D561,855 S 2/2008 Schweigert et al.
 D562,423 S 2/2008 Foster et al.
 D562,925 S 2/2008 Schweigert et al.
 7,338,387 B2 3/2008 Nycum et al.
 7,351,164 B2 4/2008 Schweigert et al.
 D570,435 S 6/2008 Sanchez et al.
 D570,935 S 6/2008 Nicolette et al.
 D570,936 S 6/2008 Schweigert et al.
 D570,942 S 6/2008 Chen et al.
 D571,422 S 6/2008 Schweigert et al.
 D571,425 S 6/2008 Chen et al.
 D571,881 S 6/2008 Nicolette et al.
 D572,329 S 7/2008 Nicolette et al.
 7,396,299 B2 7/2008 Nicolette et al.
 D577,783 S 9/2008 Schweigert et al.
 D578,590 S 10/2008 Schweigert et al.
 D580,503 S 11/2008 Roach et al.
 D581,000 S 11/2008 Nicolette et al.
 D581,004 S 11/2008 Schweigert et al.
 2005/0009632 A1 1/2005 Schweigert et al.
 2007/0225084 A1 9/2007 Schweigert et al.

OTHER PUBLICATIONS

Michael R. Nicolette, et al., "Golf Clubs and Methods of Manufacture," U.S. Appl. No. 11/828,033, filed Jul. 25, 2007.
 Bradley D. Schweigert, et al., "Golf Club Heads and Methods to Manufacture Golf Club Heads," U.S. Appl. No. 11/959,316, filed Dec. 18, 2007.
 Michael R. Nicolette, et al., "Golf Iron Head," U.S. Appl. No. 29/282,628, filed Jul. 25, 2007.
 Bradley D. Schweigert, et al., "Golf Club Head," U.S. Appl. No. 29/332,618, filed Feb. 20, 2009.
 Bradley D. Schweigert, et al., "Badge for a Golf Club Head," U.S. Appl. No. 29/332,623, filed Feb. 20, 2009.
 Marty R. Jertson, et al., "Golf Club Head," U.S. Appl. No. 29/332,635, filed Feb. 20, 2009.
 Marty R. Jertson, et al., "Badge for a Golf Club Head," U.S. Appl. No. 29/332,639, filed Feb. 20, 2009.

* cited by examiner

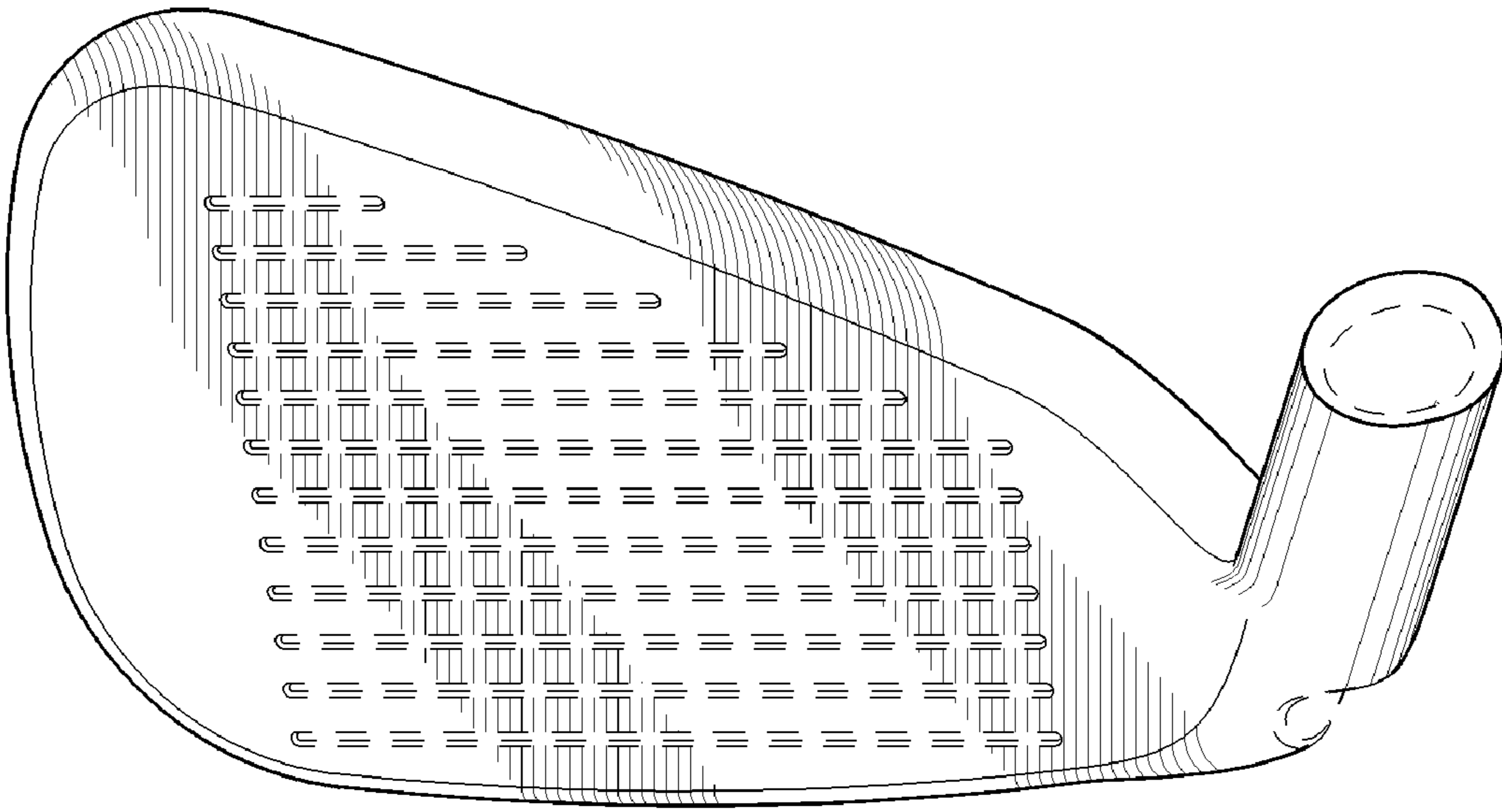


Fig. 1

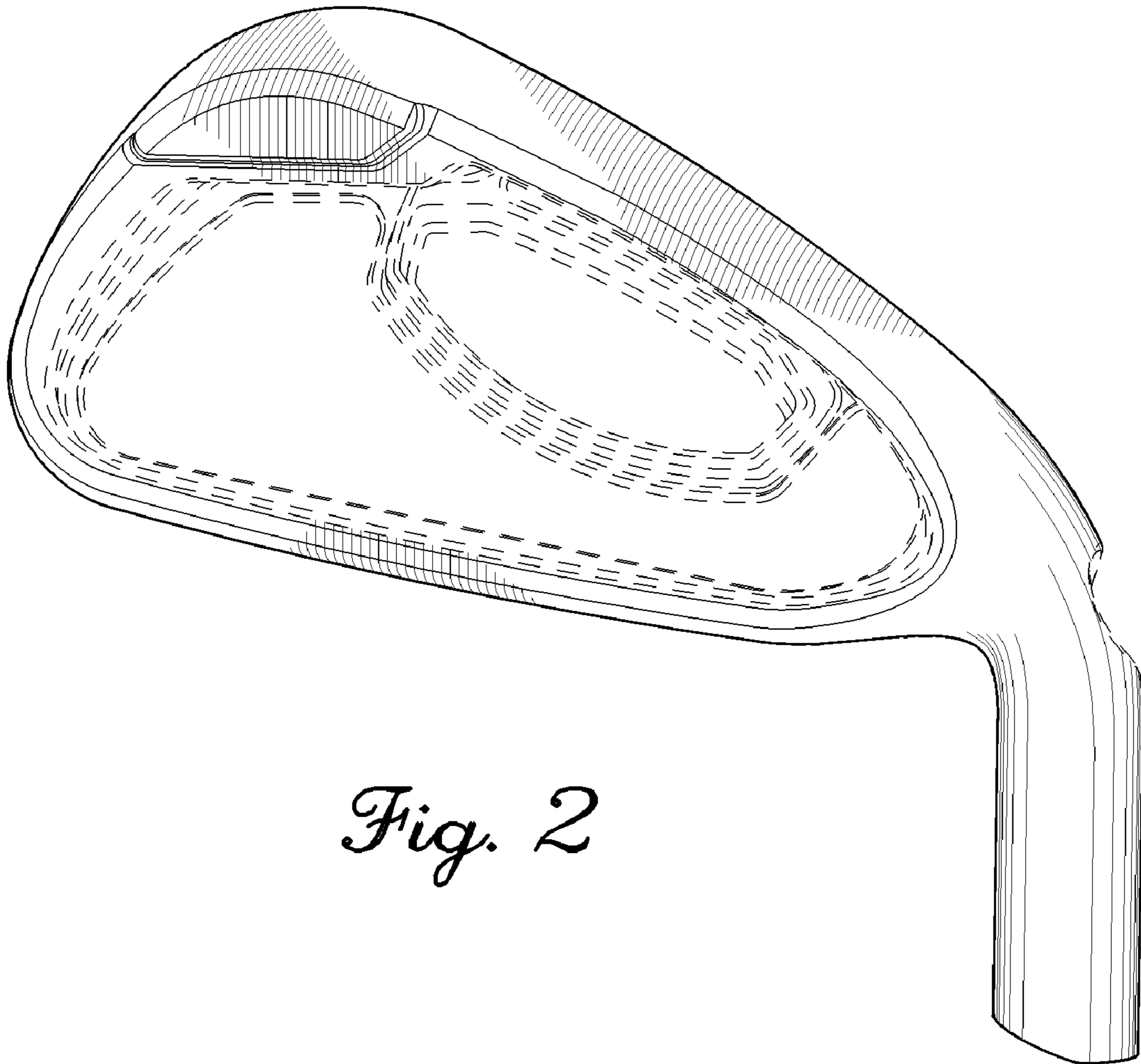


Fig. 2

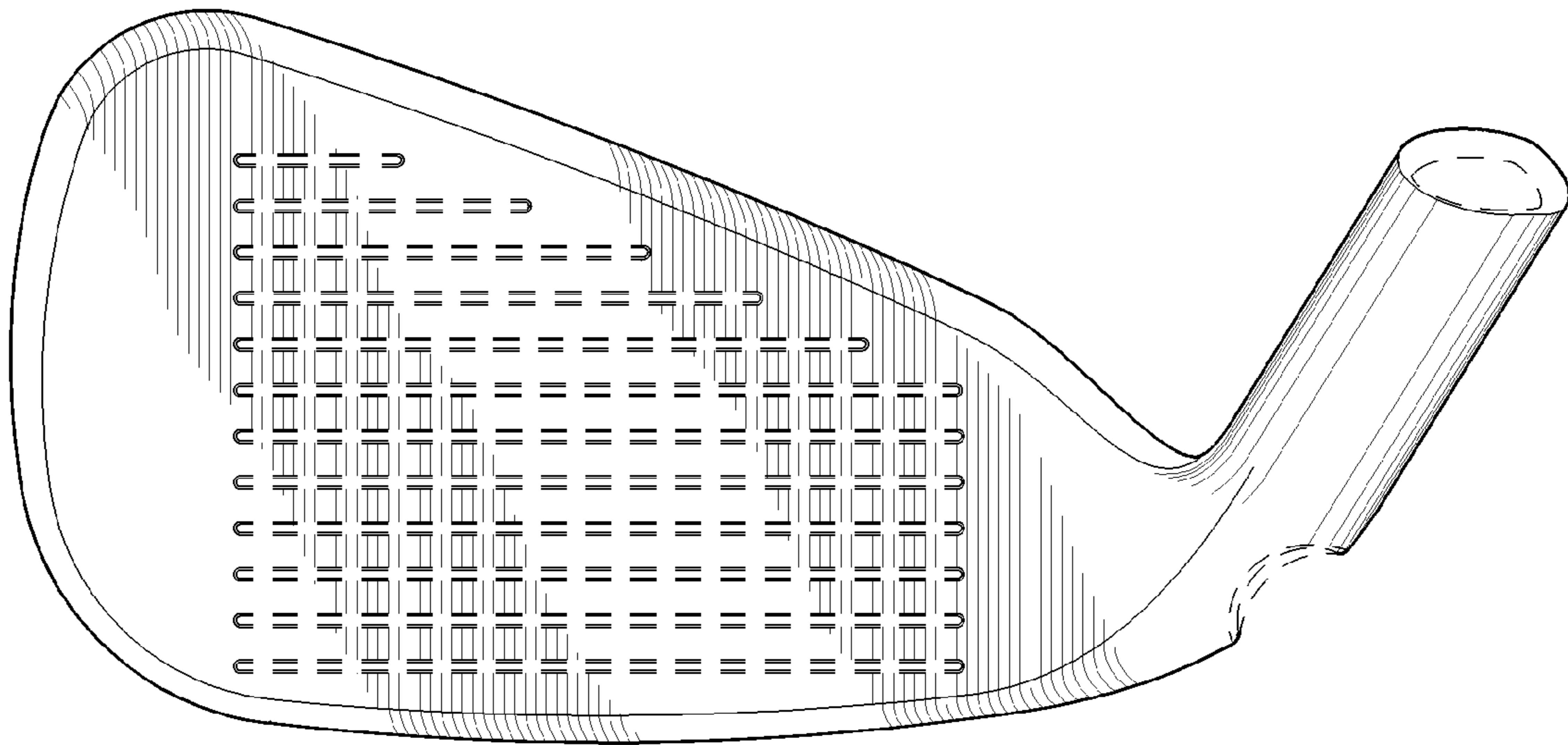


Fig. 3

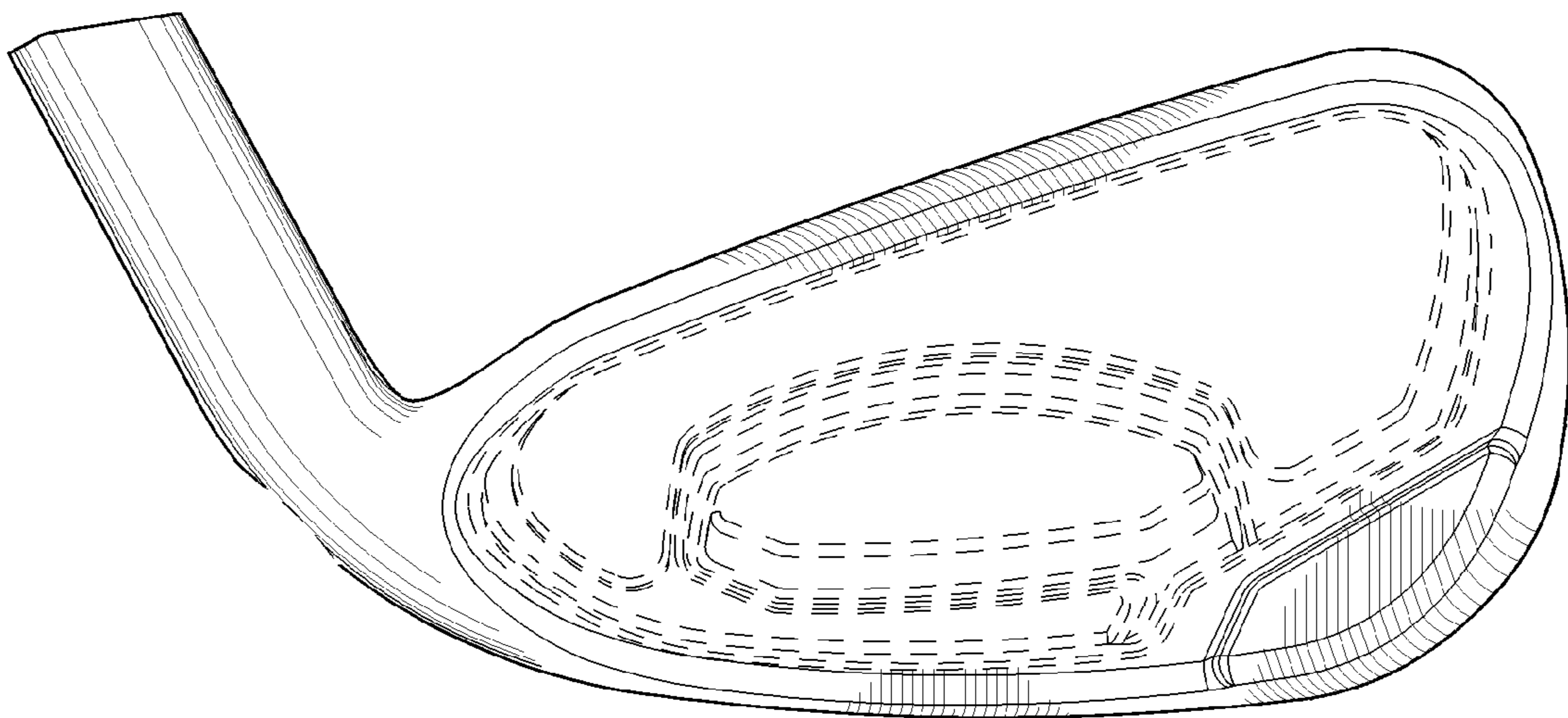


Fig. 4

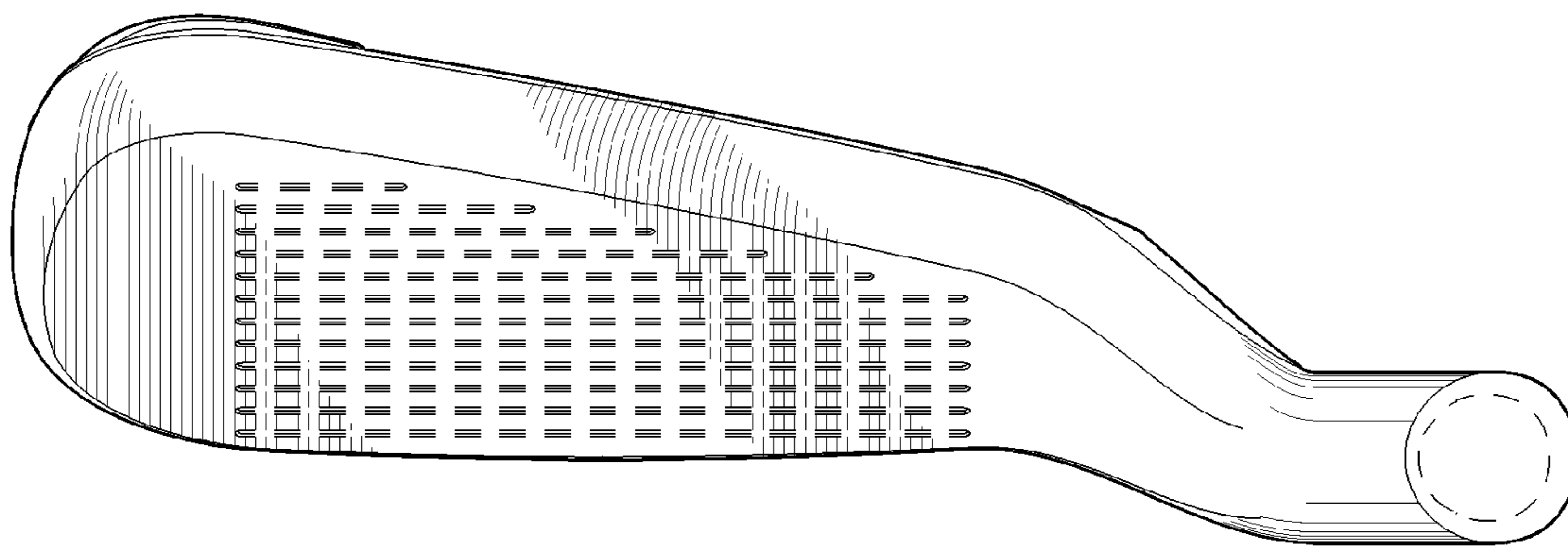


Fig. 5

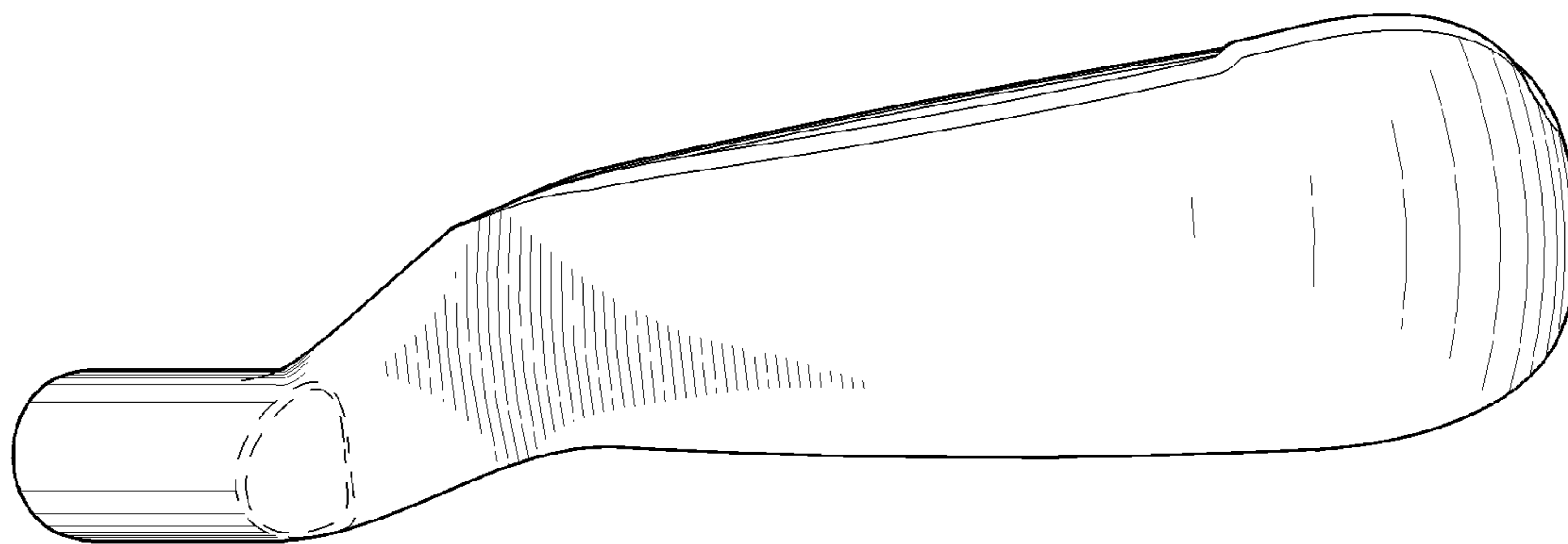


Fig. 6

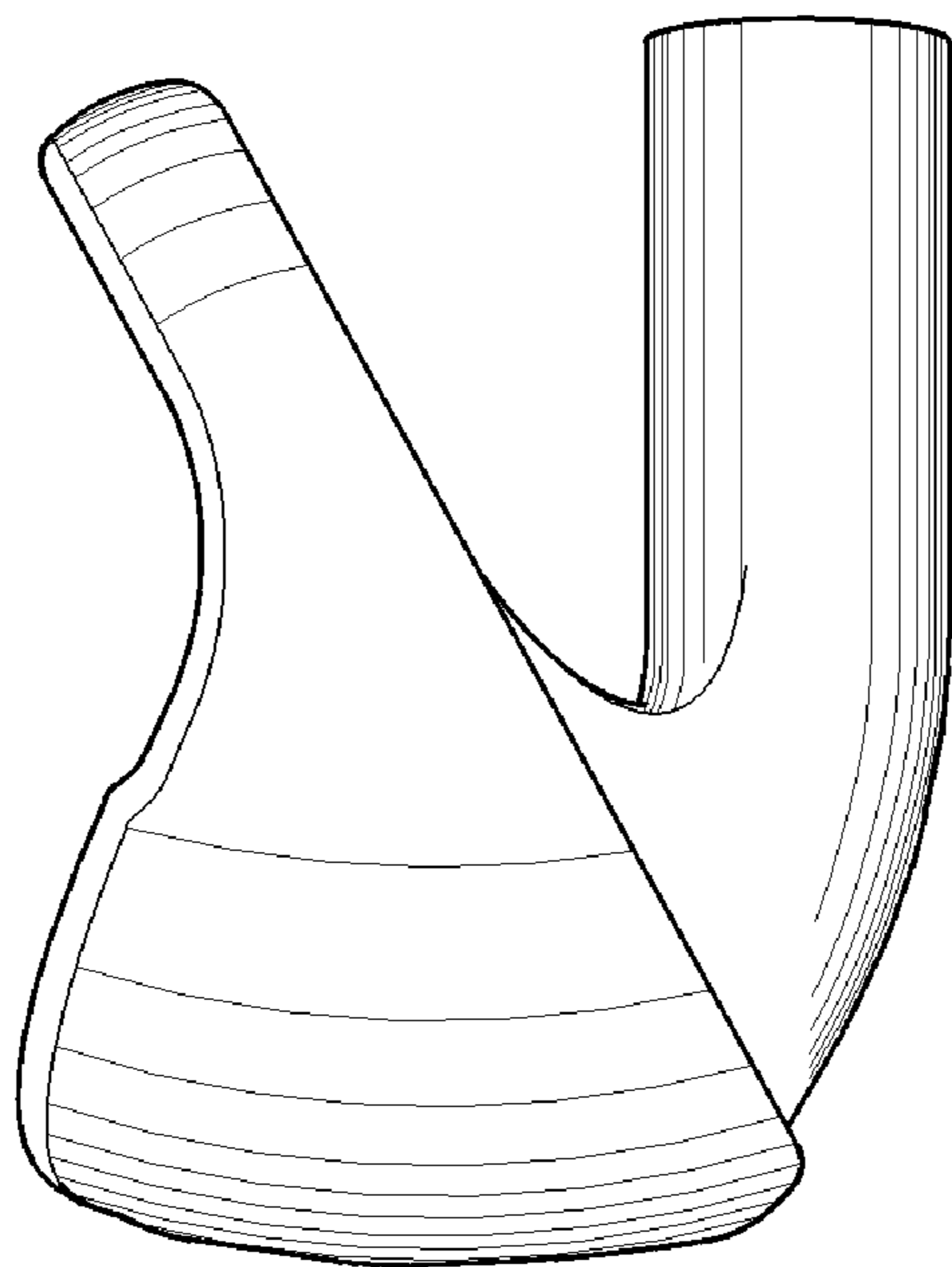


Fig. 7

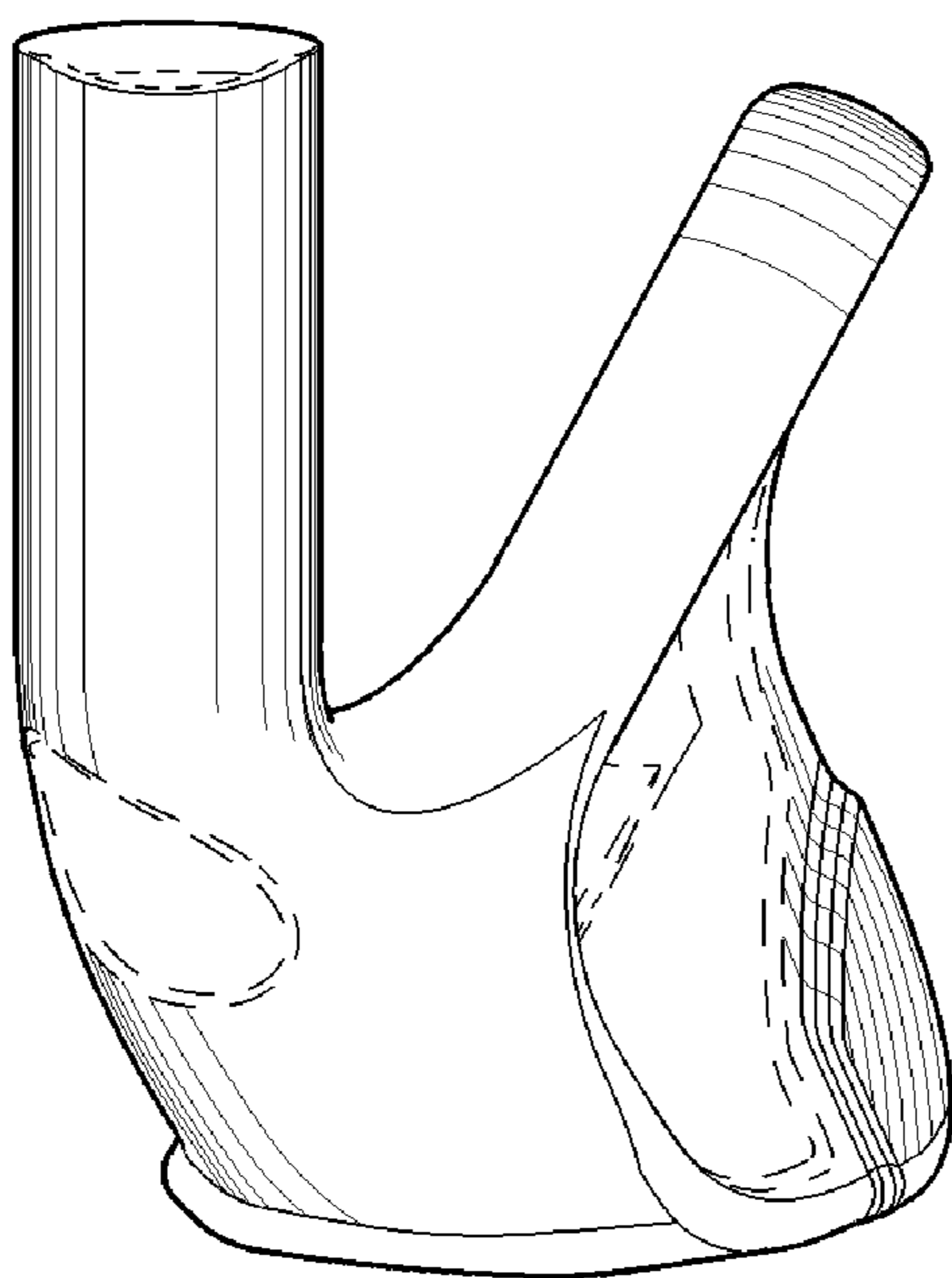


Fig. 8