



US00D597154S

(12) **United States Design Patent**
Cheng

(10) **Patent No.:** **US D597,154 S**
(45) **Date of Patent:** **** Jul. 28, 2009**

(54) **BAT SHAPED DUMBBELL**

(76) Inventor: **Tian-Jyue Cheng**, 9F-1, No. 203
Gongyuan Rd., Linkou Hsiang, Taipei
Hsien (TW)

(**) Term: **14 Years**

(21) Appl. No.: **29/309,922**

(22) Filed: **Nov. 12, 2008**

(51) **LOC (9) Cl.** **21-02**

(52) **U.S. Cl.** **D21/681; D21/680**

(58) **Field of Classification Search** D21/662,
D21/679, 680, 681, 682, 683, 684, 725; D22/117;
D8/14; 482/106, 107, 108, 109; 473/564,
473/565, 566, 567

See application file for complete search history.

(56) **References Cited**

U.S. PATENT DOCUMENTS

3,729,196	A *	4/1973	Heald, Jr.	473/520
3,861,682	A *	1/1975	Fujii	473/520
D236,722	S *	9/1975	Starrett	D22/117
D301,363	S *	5/1989	Smith	D22/117
5,094,453	A *	3/1992	Douglas et al.	473/566
5,348,296	A *	9/1994	Frederiksen	463/47.2

D398,680	S *	9/1998	Kennedy et al.	D21/725
6,352,485	B1 *	3/2002	Philpot et al.	473/564
D492,373	S *	6/2004	Sonnon et al.	D21/680
D520,576	S *	5/2006	Sonnon et al.	D21/680

* cited by examiner

Primary Examiner—Philip S Hyder
(74) *Attorney, Agent, or Firm*—HersHKovitz & Associates,
LLC; Abraham HersHKovitz

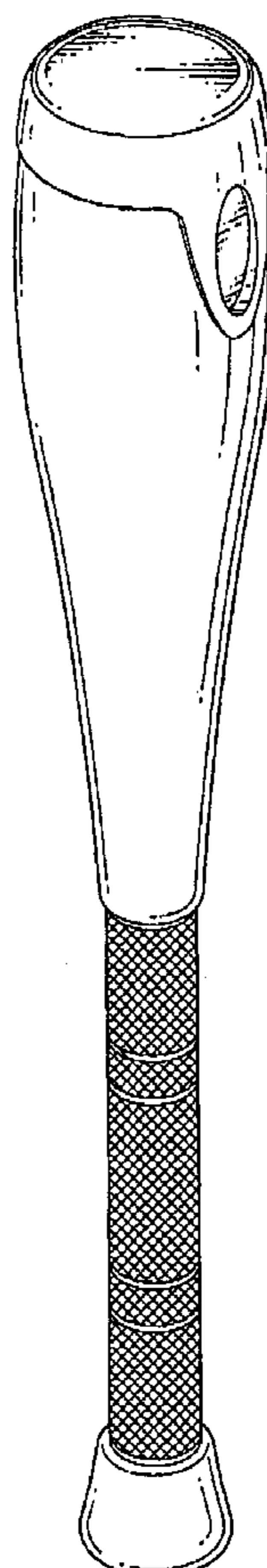
(57) **CLAIM**

The ornamental design for a bat shaped dumbbell, as shown and described.

DESCRIPTION

FIG. 1 is a top perspective view of a bat shaped dumbbell showing my new design;
FIG. 2 is a front view thereof;
FIG. 3 is a rear view thereof;
FIG. 4 is a left view thereof;
FIG. 5 is a right view thereof;
FIG. 6 is a bottom perspective view thereof; and,
FIG. 7 is another perspective view thereof.

1 Claim, 5 Drawing Sheets



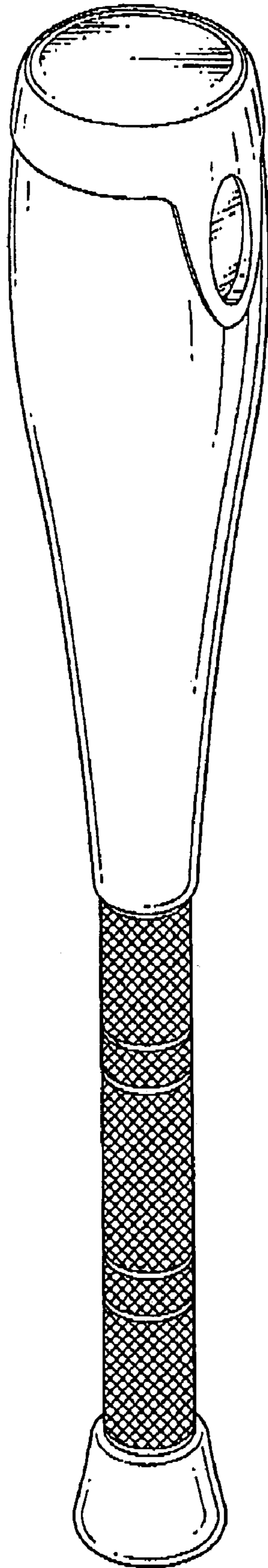


FIG. 1

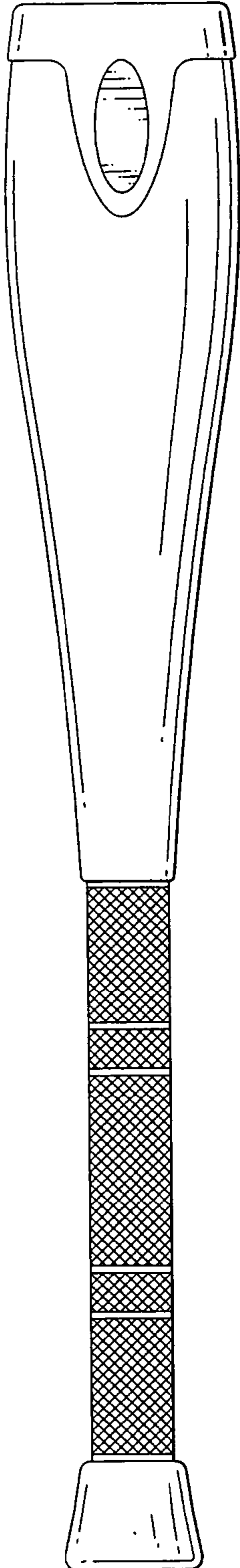


FIG. 2

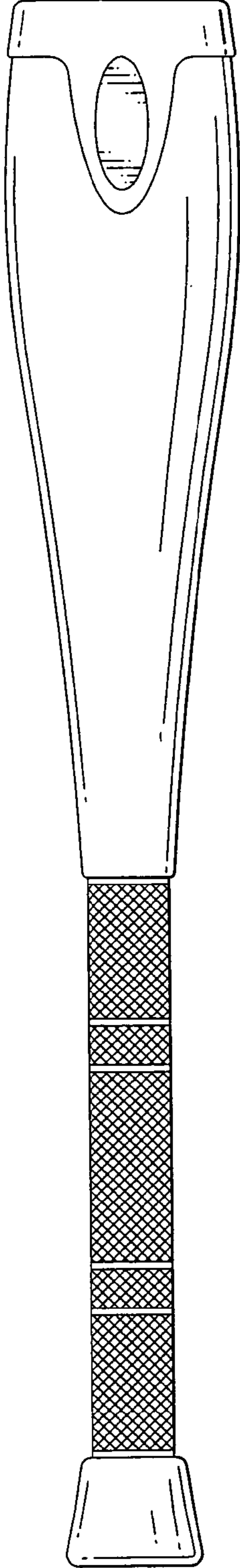


FIG. 3

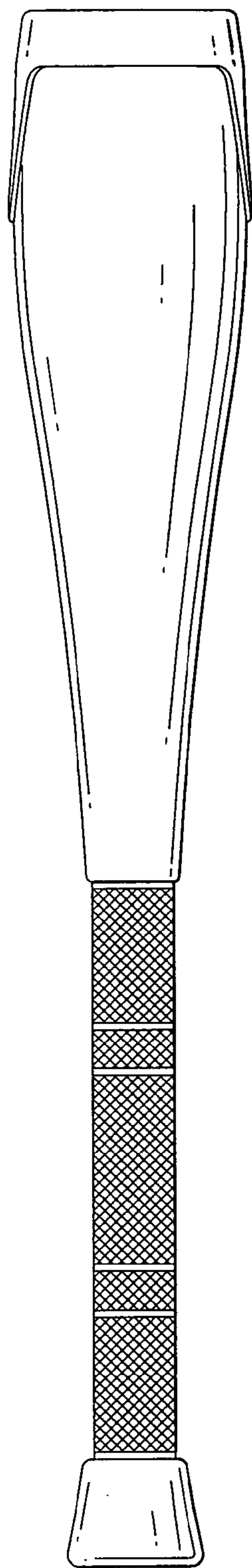


FIG. 4

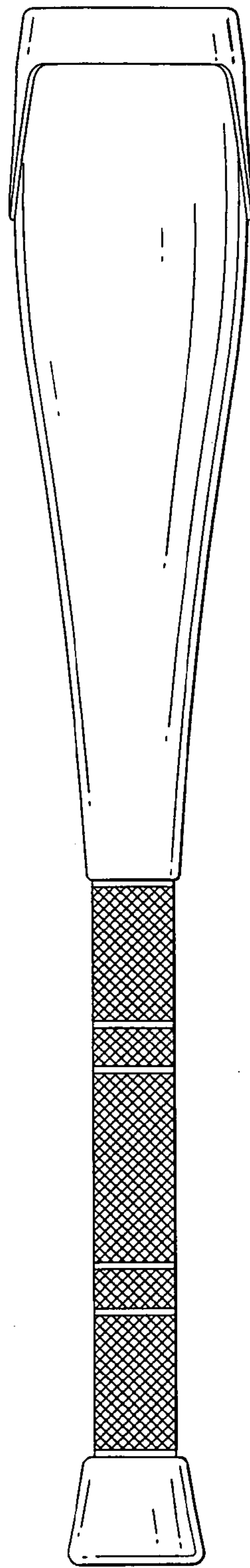


FIG. 5

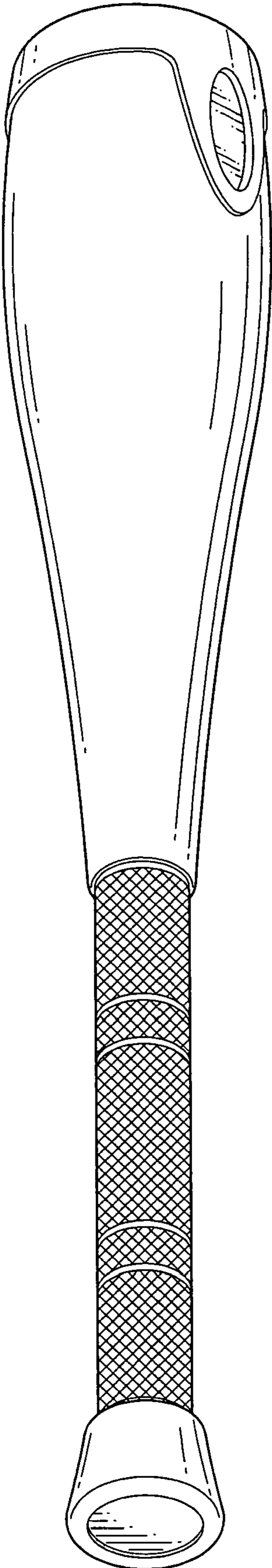


FIG. 6

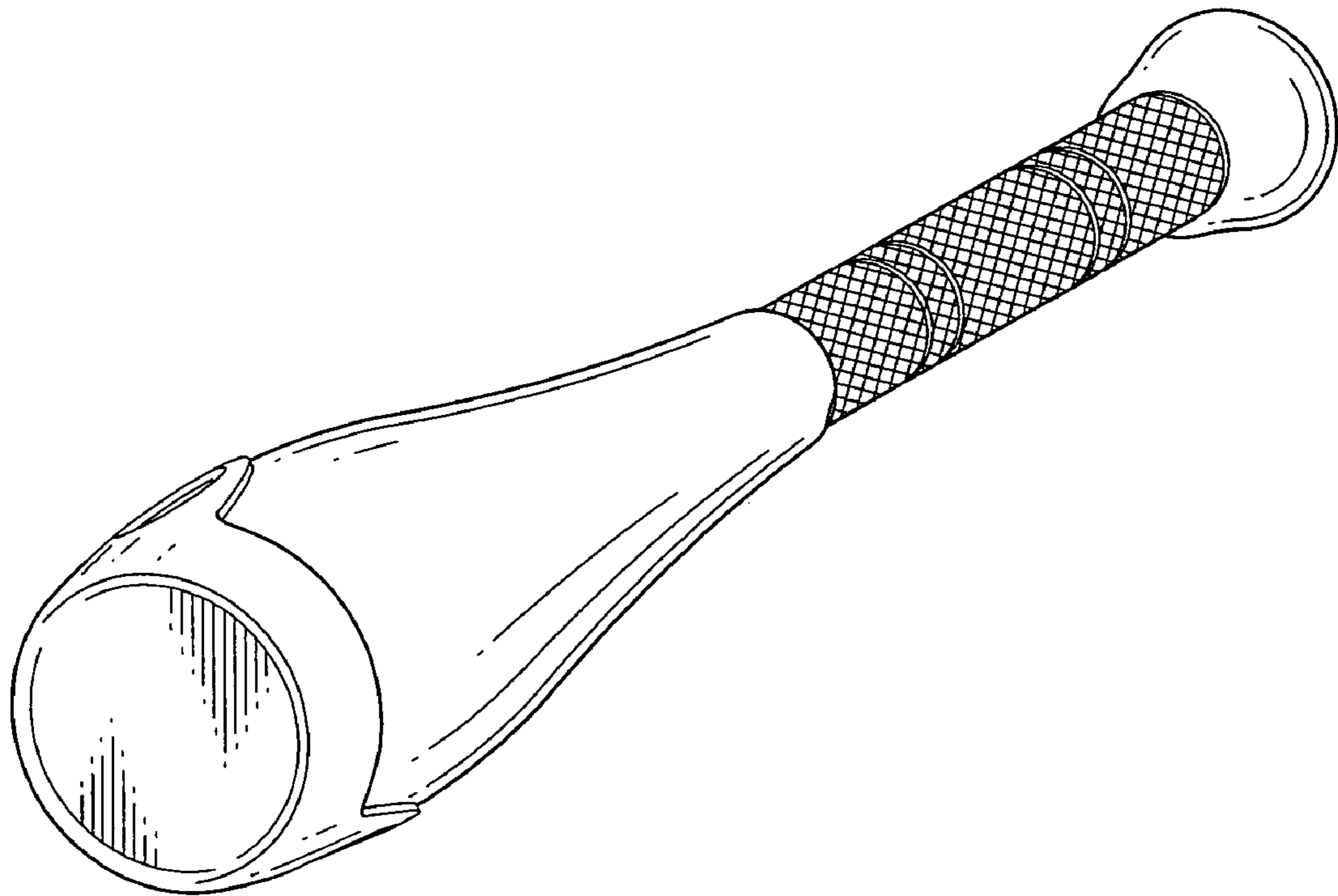


FIG. 7