

US00D597143S

(12) **United States Design Patent**  
**Izumi**

(10) **Patent No.:** **US D597,143 S**  
(45) **Date of Patent:** **\*\* Jul. 28, 2009**

(54) **COMPUTER OPERATING APPARATUS**

(75) Inventor: **Kenji Izumi, Matsue (JP)**

(73) Assignee: **Shimane Prefectural Government,**  
**Matsue (JP)**

(\*\*) Term: **14 Years**

(21) Appl. No.: **29/290,403**

(22) Filed: **Dec. 3, 2007**

(30) **Foreign Application Priority Data**

Jun. 1, 2007 (JP) ..... 2007-014567

(51) **LOC (9) Cl.** ..... **21-01**

(52) **U.S. Cl.** ..... **D21/333; D14/388**

(58) **Field of Classification Search** ..... D14/402-410,  
D14/356, 388, 389, 383-385, 417, 426, 399-401,  
D14/455, 458; 345/156-167; 463/36-38;  
358/471, 473; D21/324, 325, 328, 333

See application file for complete search history.

(56) **References Cited**

**U.S. PATENT DOCUMENTS**

D372,704 S *	8/1996	Nelson	.....	D14/399
5,837,952 A *	11/1998	Oshiro et al.	.....	200/86 R
D412,208 S *	7/1999	Nelson et al.	.....	D24/158
6,039,658 A *	3/2000	Cecchin	.....	473/269
D429,699 S *	8/2000	Davis et al.	.....	D13/162
D431,267 S *	9/2000	Nishimura et al.	.....	D21/333
D433,717 S *	11/2000	Nishimura et al.	.....	D21/333
D435,271 S *	12/2000	Muraki et al.	.....	D21/325
D435,604 S *	12/2000	Nishimura et al.	.....	D21/333
D435,868 S *	1/2001	Muraki et al.	.....	D21/325
D436,632 S *	1/2001	Muraki et al.	.....	D21/325
D437,619 S *	2/2001	Nishimura et al.	.....	D21/333

D446,824 S *	8/2001	Muraki et al.	.....	D21/333
D459,352 S *	6/2002	Giovanniello	.....	D14/402
D460,492 S *	7/2002	Muraki et al.	.....	D21/325
6,450,886 B1 *	9/2002	Oishi et al.	.....	463/36
6,600,477 B1 *	7/2003	Howell	.....	345/157
7,034,235 B2 *	4/2006	Hosaka	.....	200/314
D519,997 S *	5/2006	Hirota	.....	D14/341
7,060,000 B2 *	6/2006	Carlson	.....	482/1
D525,621 S *	7/2006	Hirota	.....	D14/346
7,233,319 B2 *	6/2007	Johnson et al.	.....	345/166
D549,710 S *	8/2007	Hynecek et al.	.....	D14/455
D550,678 S *	9/2007	O'Neil	.....	D14/455
D557,347 S *	12/2007	Nishimoto	.....	D21/333
D561,761 S *	2/2008	Fisher et al.	.....	D14/406
D573,659 S *	7/2008	Wang	.....	D21/333
D574,788 S *	8/2008	Yamamoto et al.	.....	D13/164
2006/0176277 A1 *	8/2006	Daniel et al.	.....	345/163
2008/0004111 A1 *	1/2008	Prather et al.	.....	463/36

\* cited by examiner

*Primary Examiner*—Cathron C Brooks

*Assistant Examiner*—Deanna Fluegeman

(74) *Attorney, Agent, or Firm*—Oliff & Berridge, PLC

(57) **CLAIM**

The ornamental design for a computer operating apparatus, as shown and described.

**DESCRIPTION**

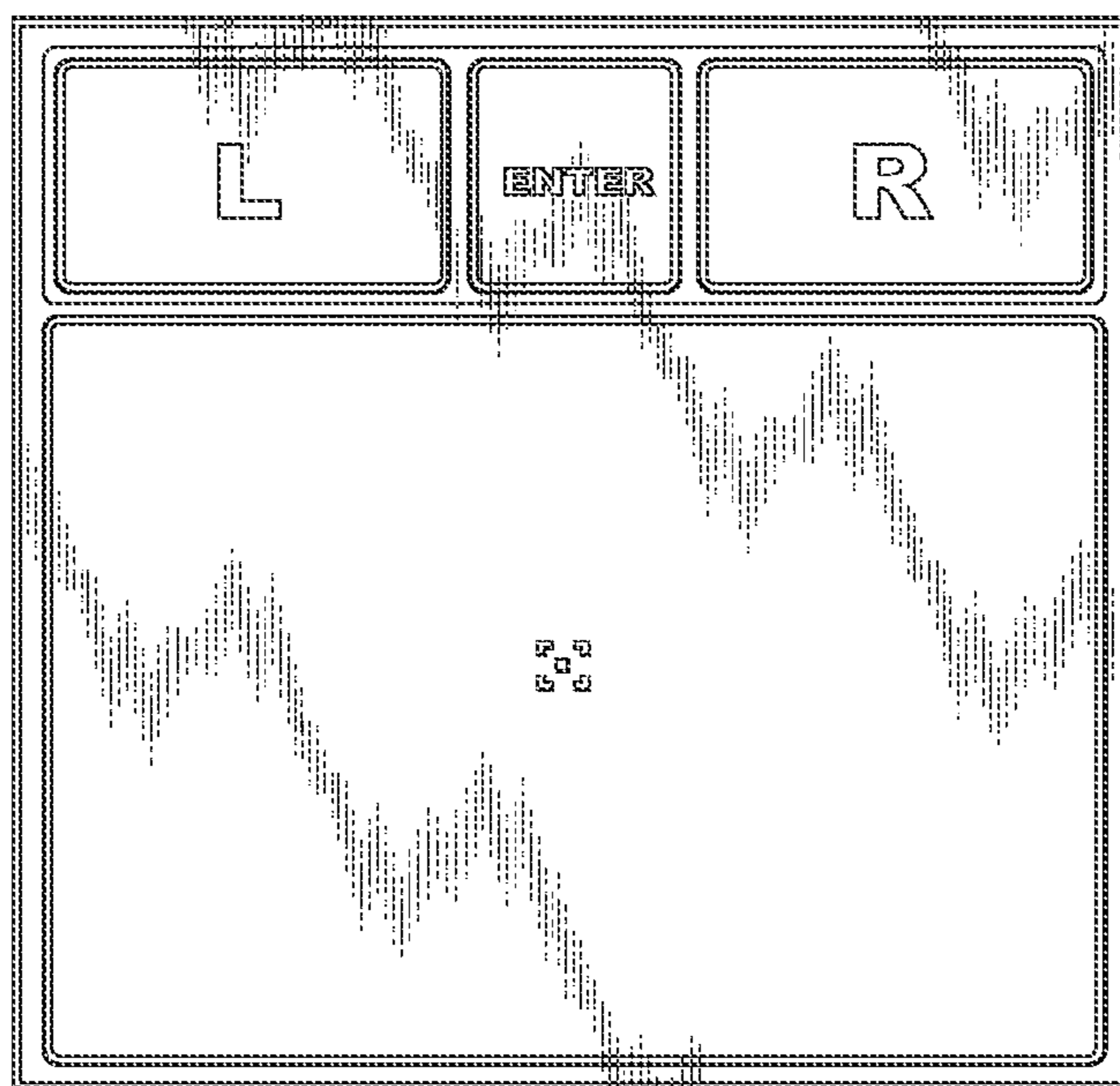
FIG. 1 is a front view of a computer operating apparatus;

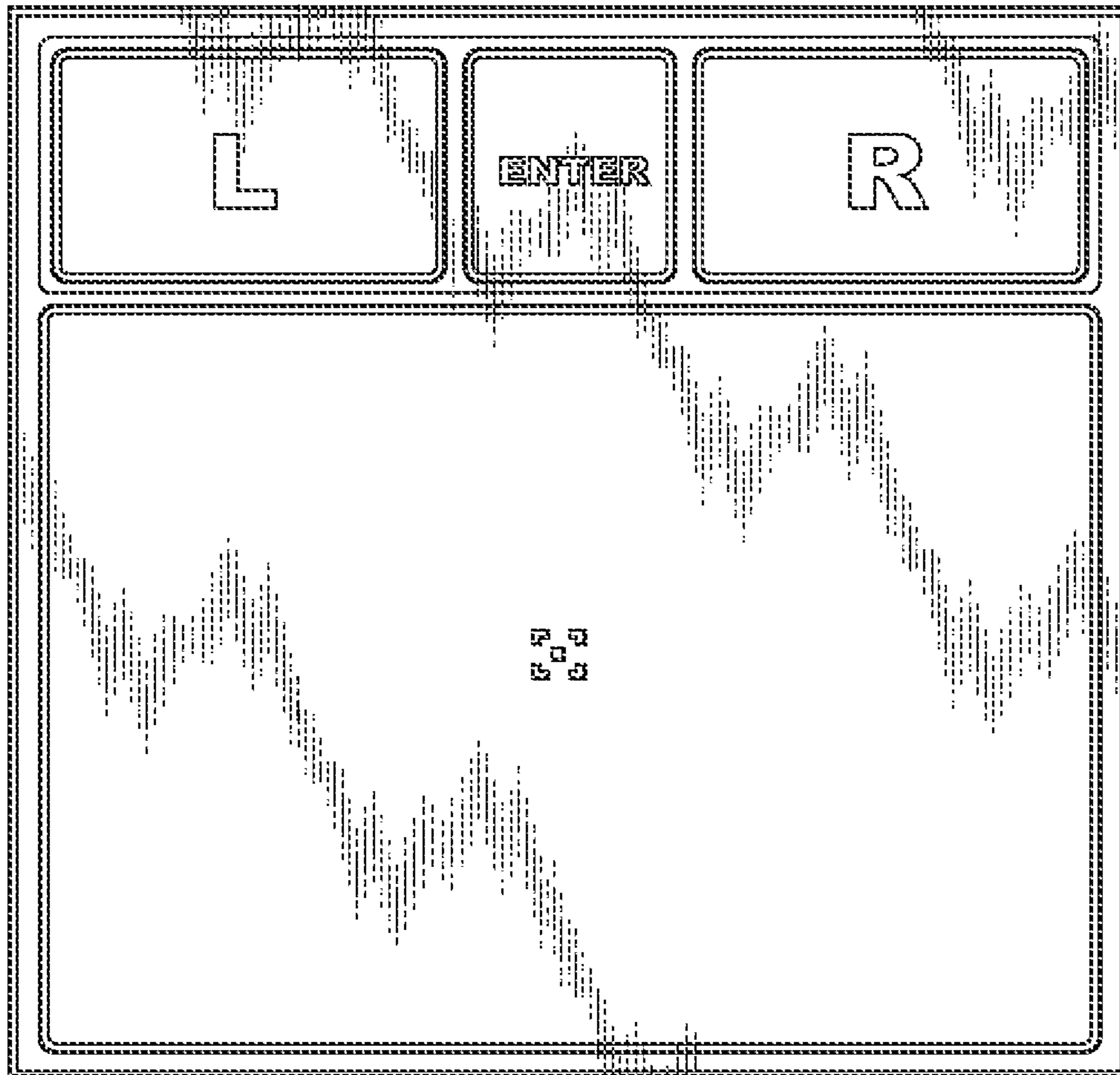
FIG. 2 is a rear view thereof;

FIG. 3 is a side view thereof, the opposite side view being a mirror image; and,

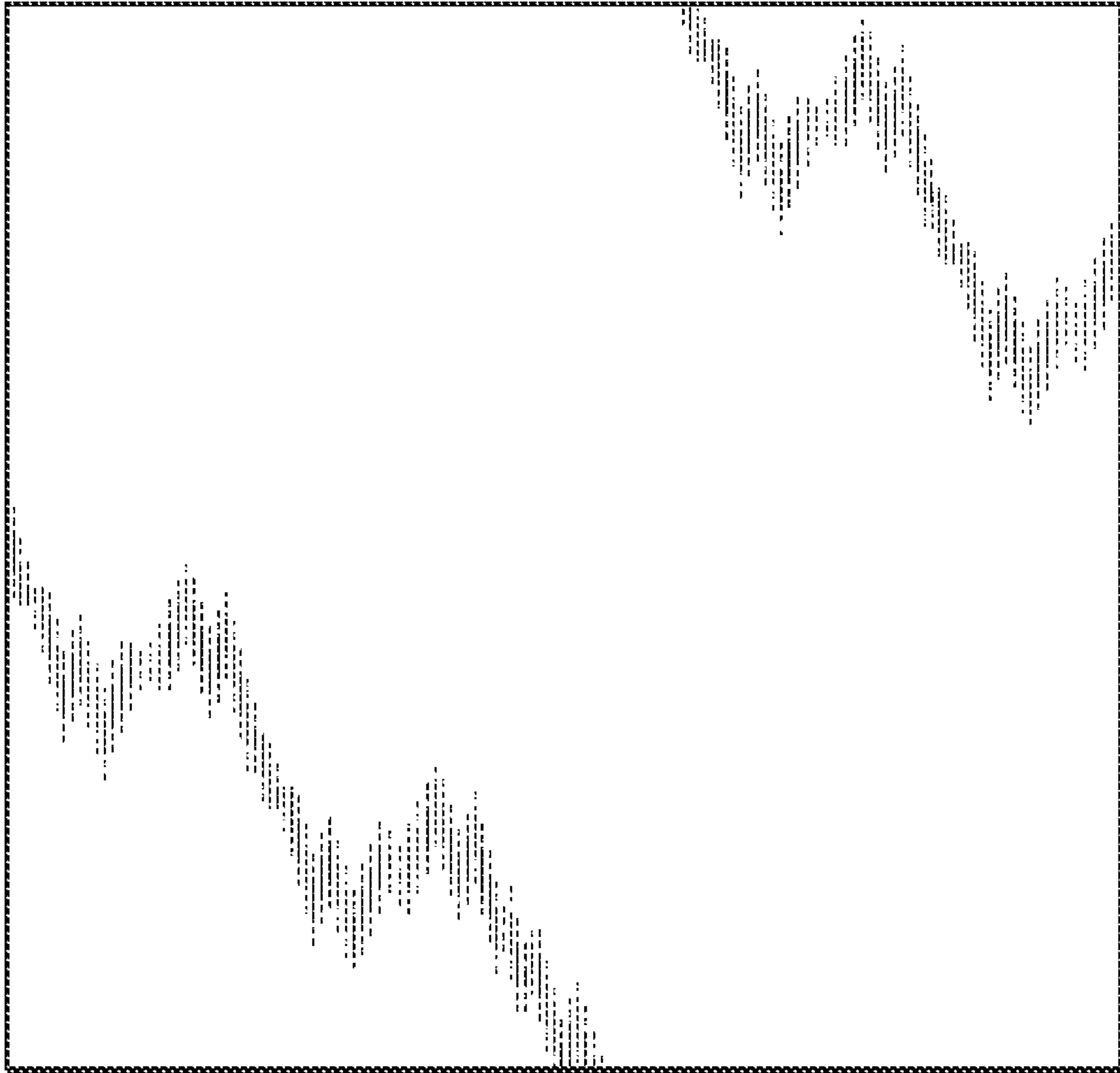
FIG. 4 is a top view thereof, the bottom view being a mirror image.

**1 Claim, 4 Drawing Sheets**





**FIG. 1**



**FIG. 2**



**FIG. 3**



**FIG. 4**