



US00D597132S

(12) **United States Design Patent**
McDevitt

(10) **Patent No.:** **US D597,132 S**
(45) **Date of Patent:** **** Jul. 28, 2009**

(54) **MAGNETIC BOOKMARK**

(76) Inventor: **Helen McDevitt**, 1420 W. Market St.,
Akron, OH (US) 44313

(**) Term: **14 Years**

(21) Appl. No.: **29/318,825**

(22) Filed: **May 29, 2008**

(51) **LOC (9) Cl.** **19-99**

(52) **U.S. Cl.** **D19/34**

(58) **Field of Classification Search** D11/78.1,
D11/223; D3/253, 247; D9/600; D19/86,
D19/88, 26, 27, 1, 2, 32, 34, 65; D6/631,
D6/632, 633; 383/4, 10; 224/651, 652; 206/320;
116/234, 235, 238, 239

See application file for complete search history.

(56) **References Cited**

U.S. PATENT DOCUMENTS

2,964,010	A *	12/1960	Harrison	116/234
D282,377	S *	1/1986	Curran	D19/26
D282,856	S *	3/1986	Daly	D6/626
D311,209	S *	10/1990	Svee	D19/34
4,990,018	A *	2/1991	Best et al.	402/79
D323,348	S *	1/1992	Tooker	D19/26
D341,373	S *	11/1993	Stern	D19/26
D374,459	S *	10/1996	Vartanian	D19/34
5,632,225	A *	5/1997	Krasner	116/235
D410,679	S *	6/1999	Blanchard et al.	D19/34
6,401,649	B1	6/2002	Smith	116/234
D479,562	S *	9/2003	Best et al.	D20/27
D490,475	S *	5/2004	Best et al.	D20/27
D493,492	S *	7/2004	Best et al.	D20/27
D494,223	S *	8/2004	Best et al.	D20/27
D496,960	S *	10/2004	Palmieri et al.	D19/34
D497,377	S *	10/2004	Waggoner et al.	D16/135
D504,159	S *	4/2005	Best et al.	D20/27
D510,601	S *	10/2005	Best et al.	D20/27
7,055,861	B1 *	6/2006	Lee	281/42
7,065,839	B2	6/2006	Just	24/67
D537,117	S	2/2007	Sinclair et al.	D19/34
D551,705	S	9/2007	Mershon	D19/34
2005/0242567	A1 *	11/2005	Palamidessi	281/42

* cited by examiner

Primary Examiner—Cathron C Brooks

Assistant Examiner—Austin Murphy

(74) *Attorney, Agent, or Firm*—Renner, Kenner, Greive,
Bobak, Taylor & Weber

(57) **CLAIM**

The ornamental design for a magnetic bookmark, as shown
and described.

DESCRIPTION

FIG. 1 is a top, right, front perspective view showing my new
design for a magnetic bookmark;

FIG. 2 is a top, right, rear perspective view thereof;

FIG. 3 is a top plan view thereof, the bottom plan view being
the same;

FIG. 4 is a front elevational view thereof;

FIG. 5 is a right side elevational view thereof, the opposite
side view being a mirror image thereof;

FIG. 6 is a rear elevational view thereof; and

FIG. 7 is a front perspective view, showing the magnetic
bookmark holding a business card and folded over a page.

FIG. 8 is a top, right, front perspective view showing another
embodiment of my new design for a magnetic bookmark;

FIG. 9 is a top, right, rear perspective view thereof;

FIG. 10 is a top plan view thereof, the bottom plan view being
the same;

FIG. 11 is a front elevational view thereof;

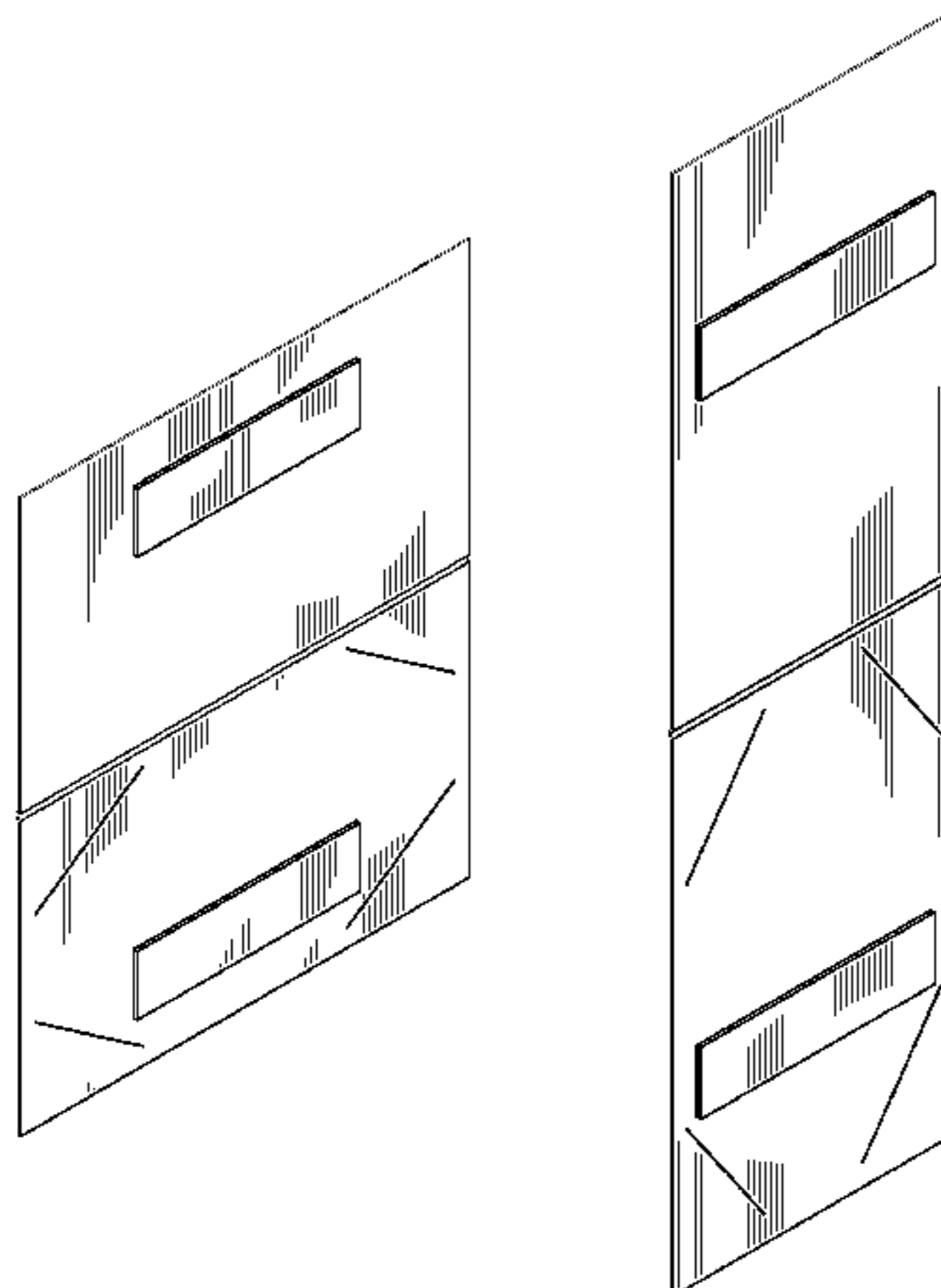
FIG. 12 is a right side elevational view thereof, the opposite
side view being a mirror image thereof;

FIG. 13 is a rear elevational view thereof; and,

FIG. 14 is a front perspective view thereof, showing the
magnetic bookmark holding a business card and folded over
a page.

The broken lines shown in the drawings represent unclaimed
portions of the magnetic bookmark and form no part of the
claimed design.

1 Claim, 6 Drawing Sheets



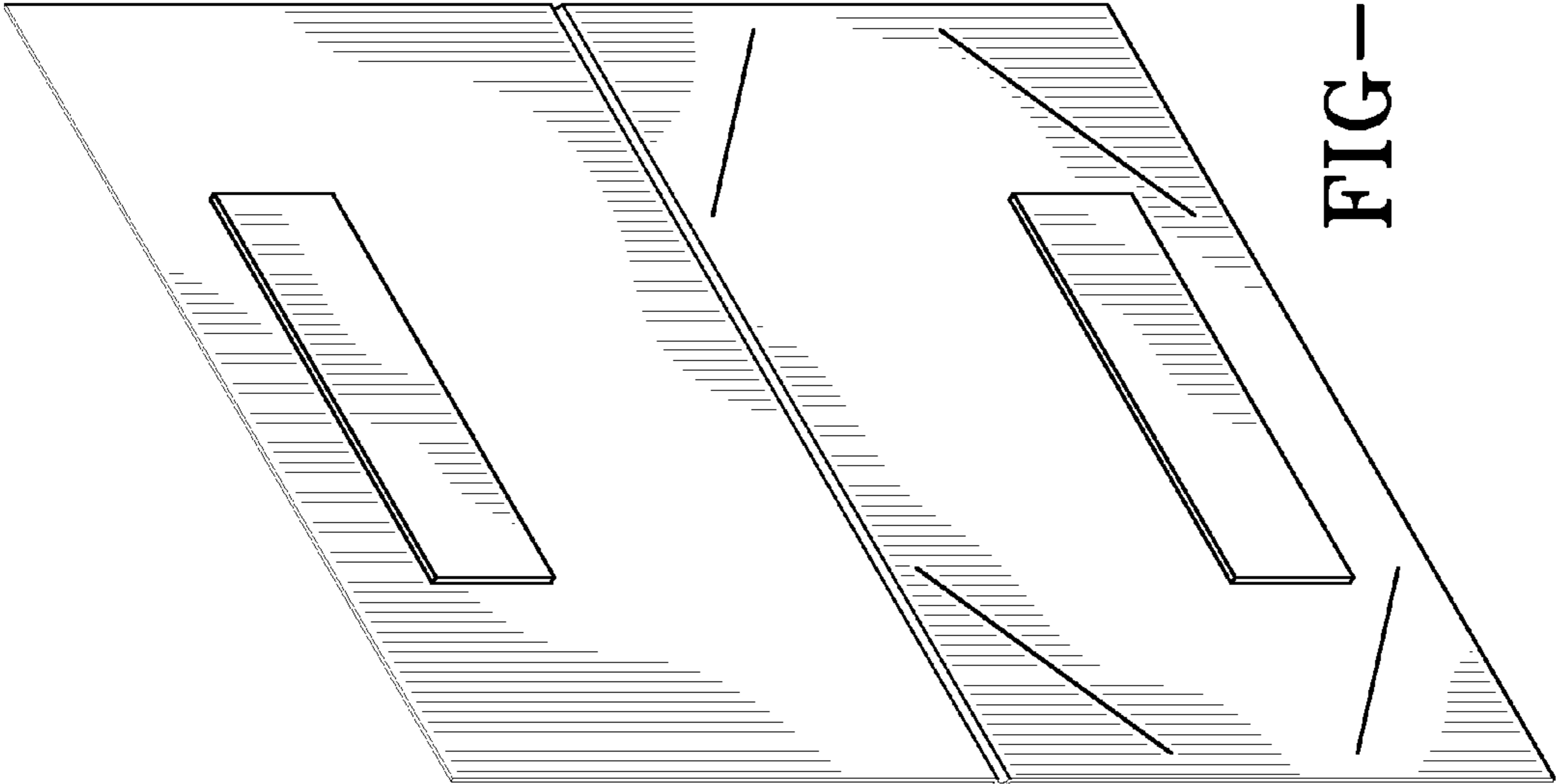


FIG-2



FIG-1

FIG-3

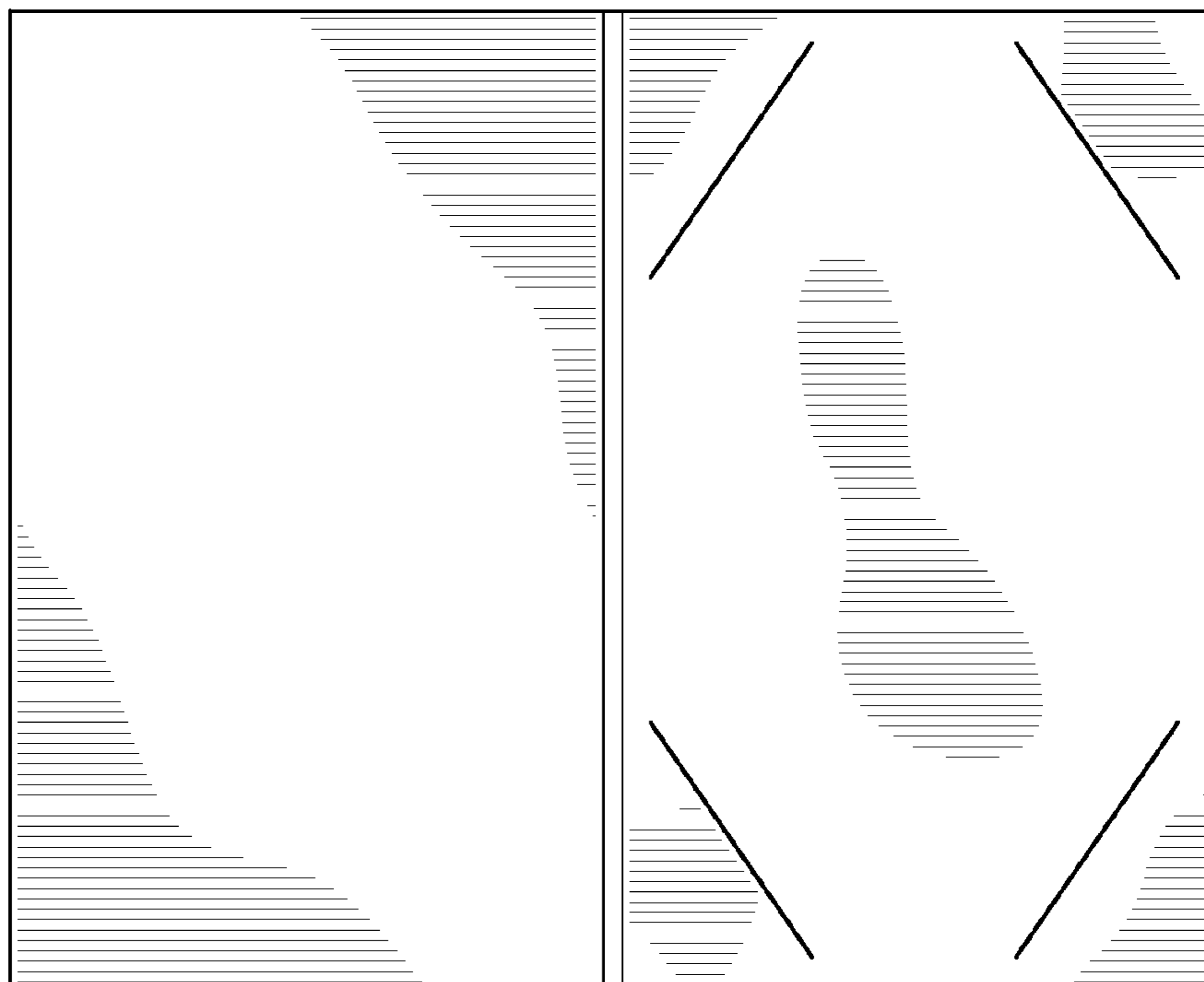


FIG-4

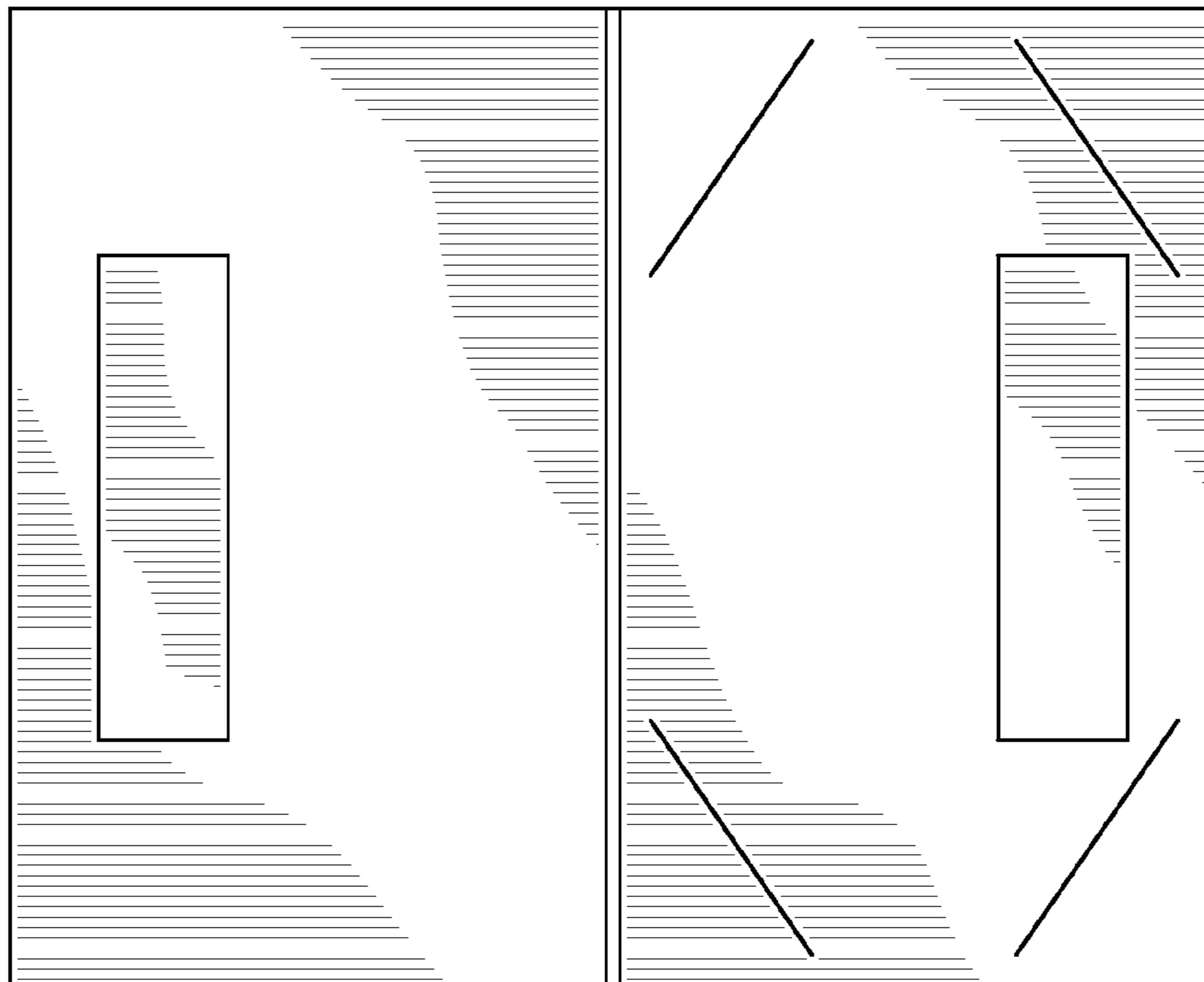
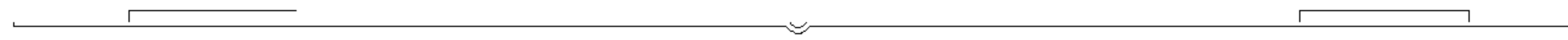


FIG-5

FIG-6



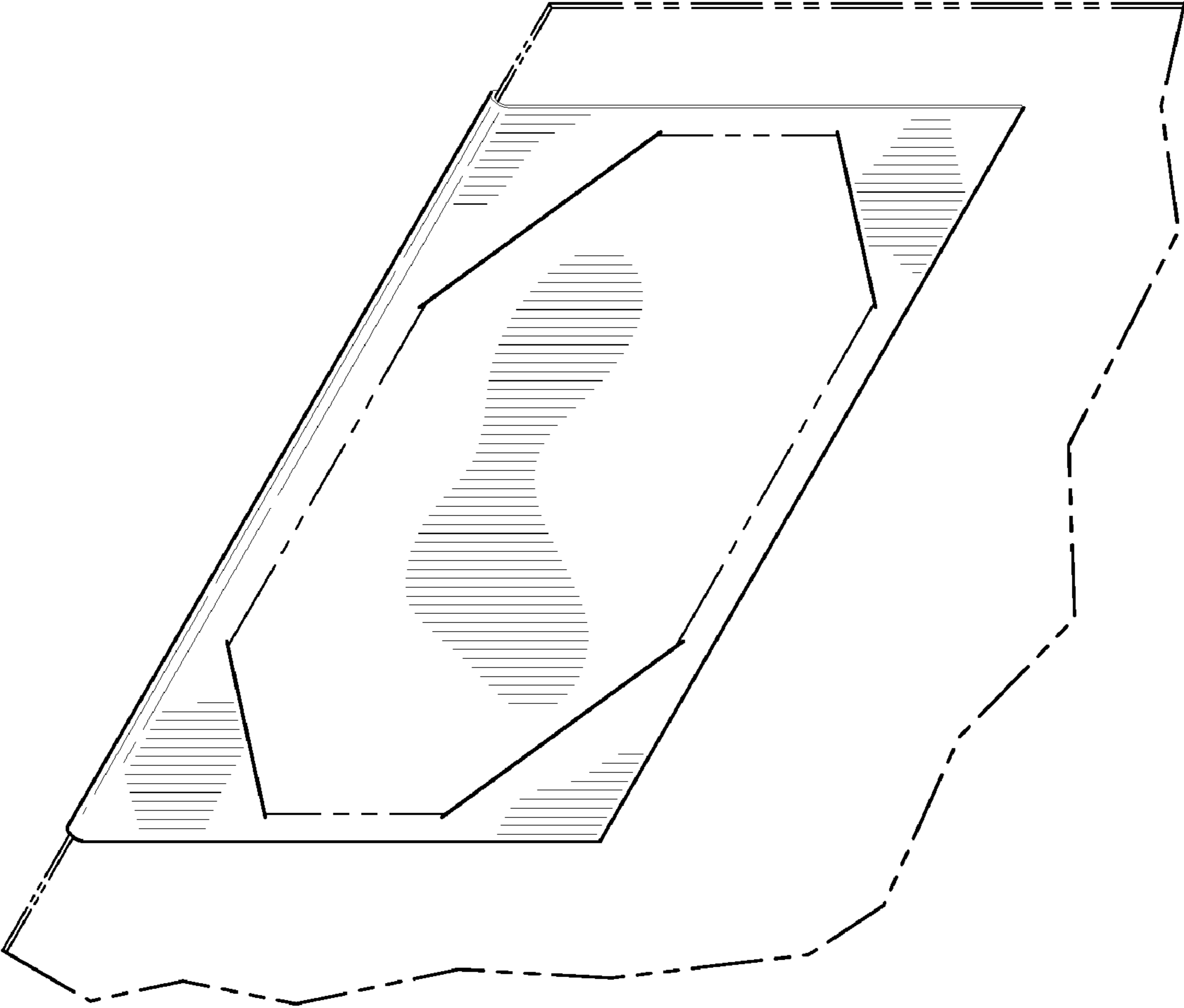


FIG-7

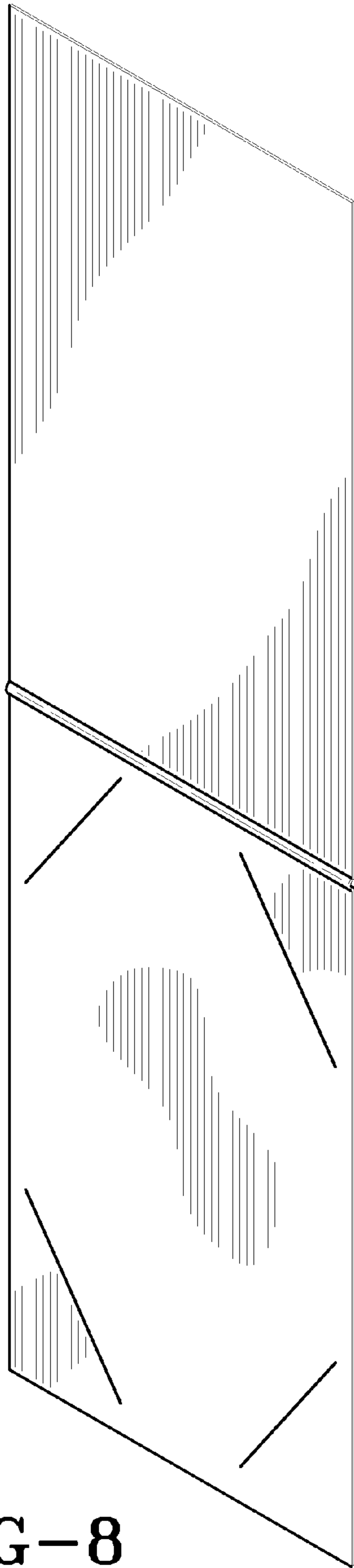


FIG-8

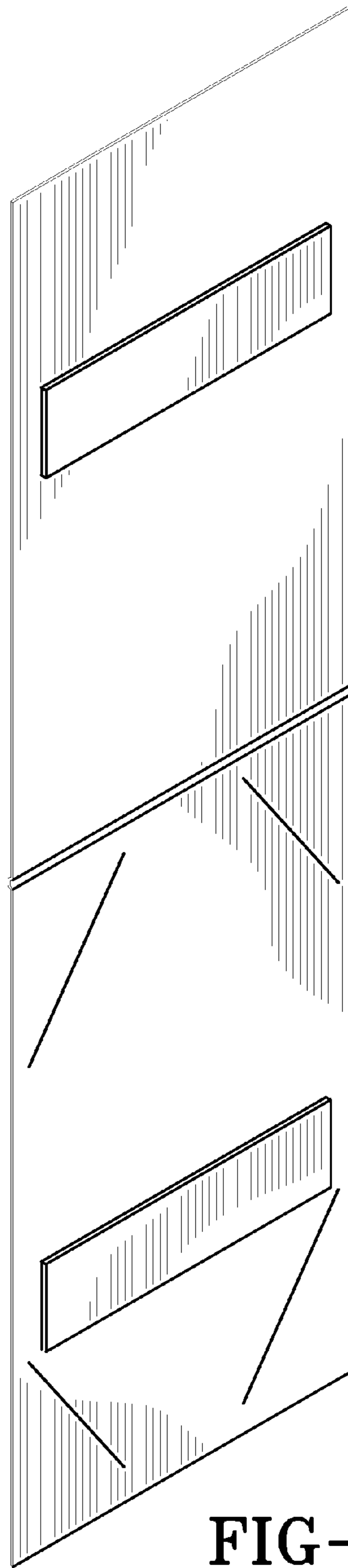


FIG-9

FIG-10

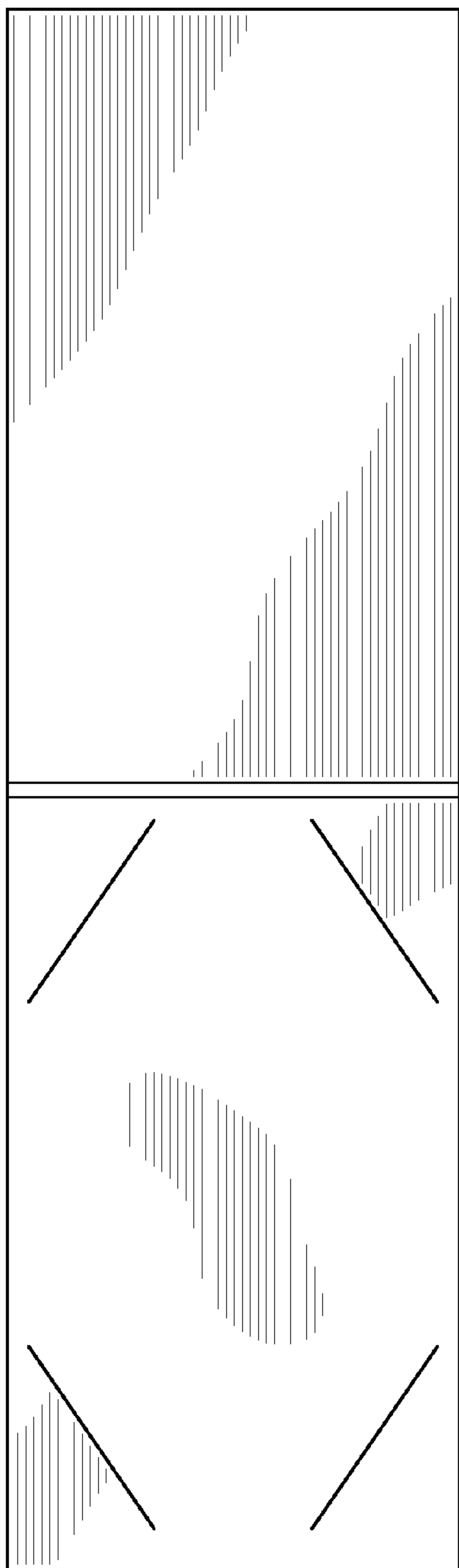


FIG-11

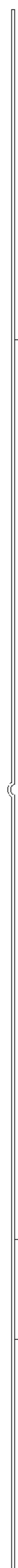


FIG-12

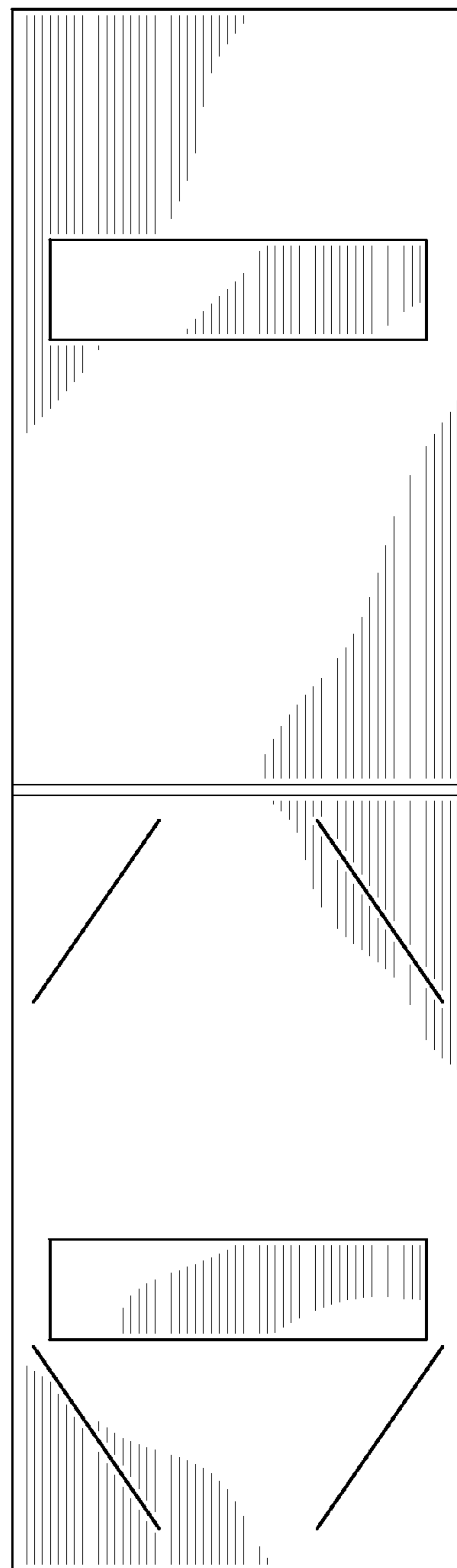


FIG-13

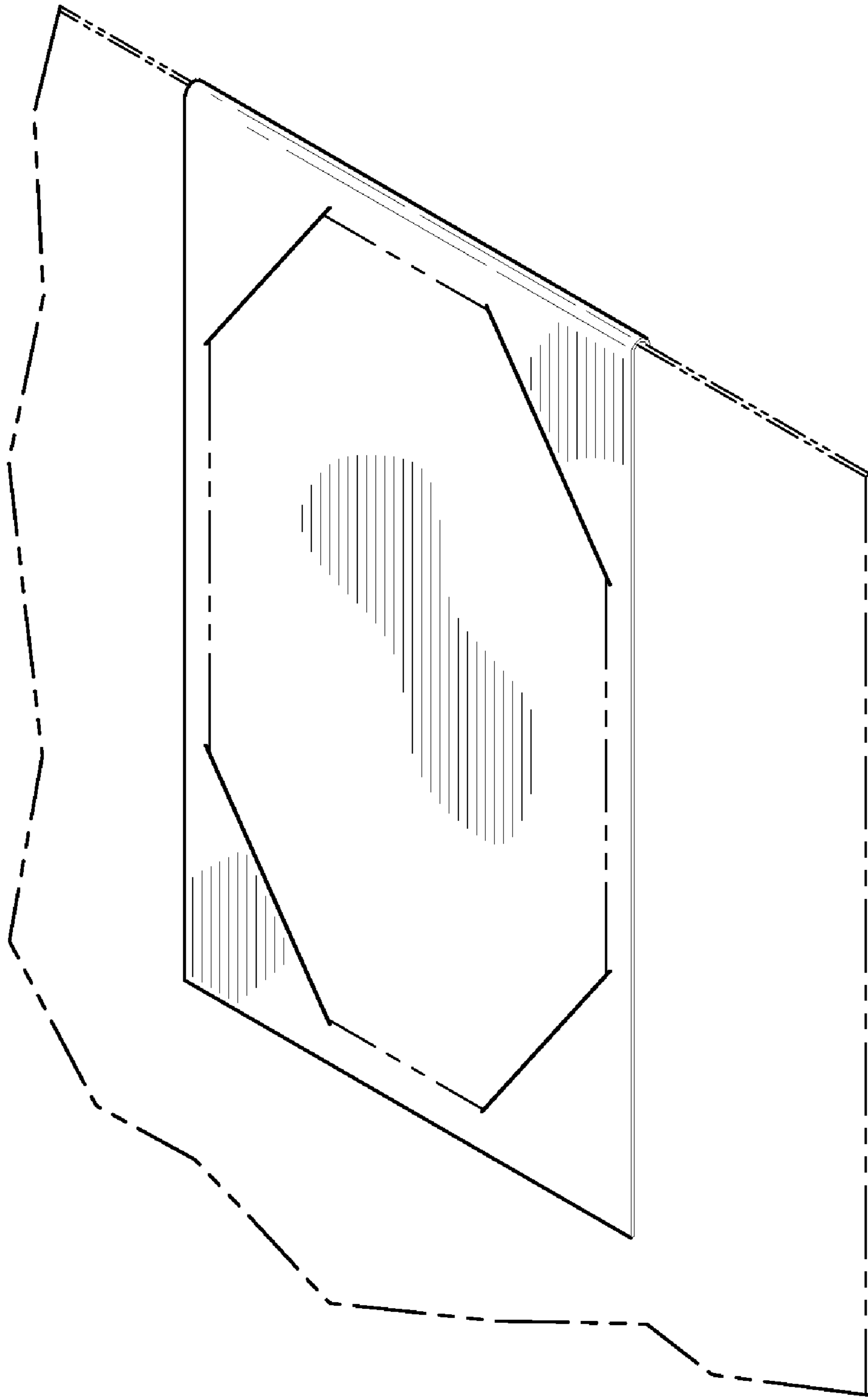


FIG-14