



US00D597129S

(12) **United States Design Patent**
Tatsumi et al.

(10) **Patent No.:** **US D597,129 S**
(45) **Date of Patent:** **** Jul. 28, 2009**

(54) **PROCESS CARTRIDGE FOR IMAGE FORMING APPARATUS**

(75) Inventors: **Kenzo Tatsumi**, Osaka (JP); **Yoshihiro Kawakami**, Hyogo (JP); **Yoshiyuki Shimizu**, Osaka (JP); **Tomohiro Kubota**, Osaka (JP); **Koji Kato**, Osaka (JP); **Hirobumi Ooyoshi**, Osaka (JP); **Tomofumi Yoshida**, Osaka (JP)

(73) Assignee: **Ricoh Company, Ltd.**, Tokyo (JP)

(**) Term: **14 Years**

(21) Appl. No.: **29/274,432**

(22) Filed: **Apr. 24, 2007**

(30) **Foreign Application Priority Data**

Oct. 27, 2006 (JP) 2006-029454

(51) **LOC (9) Cl.** **16-03**

(52) **U.S. Cl.** **D18/43**

(58) **Field of Classification Search** D14/471;
D18/12, 36, 40, 43, 44, 56; 222/DIG. 1;
347/197, 222; 399/24-28, 107-112, 119,
399/121, 122, 222-224

See application file for complete search history.

(56) **References Cited**

U.S. PATENT DOCUMENTS

D322,279 S *	12/1991	Tsutsui	D18/43
D358,164 S *	5/1995	Hashizume et al.	D18/43
D365,845 S *	1/1996	Yasuda et al.	D18/43
D378,829 S *	4/1997	Aoyama et al.	D18/40
D378,830 S *	4/1997	Kim	D18/43
D398,633 S *	9/1998	Hashizume et al.	D18/40
D401,618 S	11/1998	Ikehata		
D422,626 S	4/2000	Kurosawa et al.		
D431,260 S *	9/2000	Kohno et al.	D18/43
6,118,959 A *	9/2000	Michlin	399/109
D433,441 S *	11/2000	Yonekawa et al.	D18/43
D442,214 S	5/2001	Hayashi		

D442,624 S	5/2001	Maeshima		
6,246,841 B1	6/2001	Merrifield et al.		
6,246,848 B1 *	6/2001	Morinaga et al.	399/106
D448,042 S *	9/2001	Hale et al.	D18/43
D451,125 S	11/2001	Sugiyama et al.		
D459,388 S *	6/2002	Irie et al.	D18/43
D462,712 S *	9/2002	Katou et al.	D18/43
D464,079 S *	10/2002	Funayama et al.	D18/43
D469,119 S	1/2003	Shiba		
6,505,020 B1 *	1/2003	Higeta et al.	399/109
D478,617 S	8/2003	Kinoshita et al.		
6,615,008 B2 *	9/2003	Higeta et al.	399/109
6,643,482 B2	11/2003	Higeta et al.		
D491,979 S	6/2004	Irie et al.		
D500,075 S	12/2004	Okamoto et al.		
D501,021 S *	1/2005	Saiki et al.	D18/40
D501,022 S *	1/2005	Saiki et al.	D18/40
D506,776 S	6/2005	Kobayashi et al.		
D519,150 S *	4/2006	Kojima et al.	D18/40
D523,067 S	6/2006	Sato et al.		
D524,849 S	7/2006	Komai		

(Continued)

Primary Examiner—Caron Veynar

Assistant Examiner—Garth Rademaker

(74) *Attorney, Agent, or Firm*—Dickstein Shapiro LLP

(57) **CLAIM**

The ornamental design for a process cartridge for image forming apparatus, as shown.

DESCRIPTION

FIG. 1 is a front elevation of a process cartridge for image forming apparatus according to the present invention.

FIG. 2 is a rear elevation thereof;

FIG. 3 is a top plan view thereof;

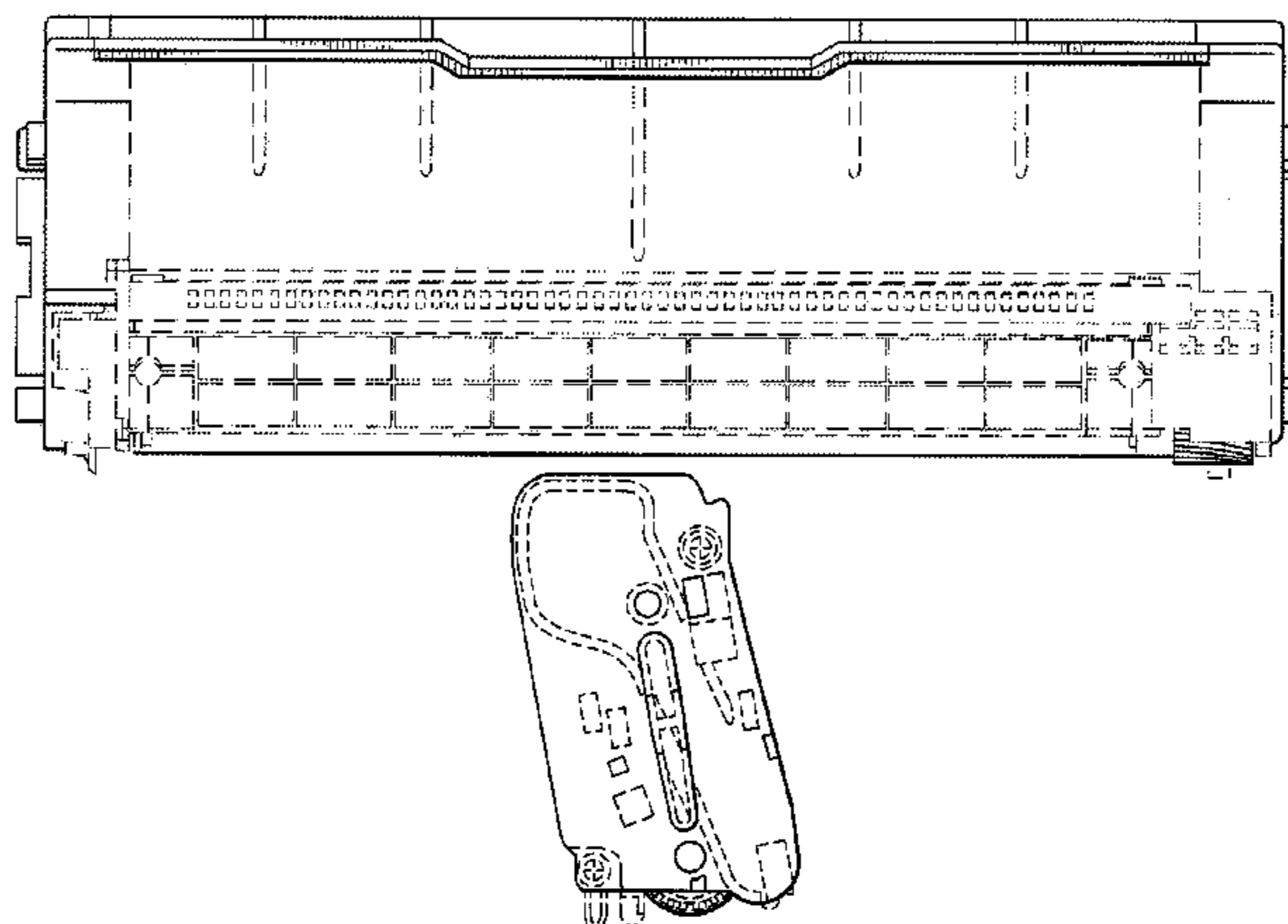
FIG. 4 is a bottom plan view thereof;

FIG. 5 is a right side elevation thereof; and,

FIG. 6 is a left side elevation thereof.

The broken line areas in the drawings show environmental subject matter and form no part of the claimed design.

1 Claim, 4 Drawing Sheets



US D597,129 S

Page 2

U.S. PATENT DOCUMENTS			D559,894 S		
D525,289 S	7/2006	Murata	1/2008	Sato et al.	
7,136,608 B2	11/2006	Miller	2002/0054771 A1 *	5/2002	Higeta et al. 399/109
D548,276 S *	8/2007	Koizumi et al.	2002/0114640 A1 *	8/2002	Nobe et al. 399/110
D552,163 S *	10/2007	Kouroku et al.	2003/0202817 A1 *	10/2003	Higeta et al. 399/109
D553,673 S	10/2007	Ikeda et al.	2005/0047825 A1 *	3/2005	Nakano et al. 399/119
D555,193 S *	11/2007	Choi D18/43			

* cited by examiner

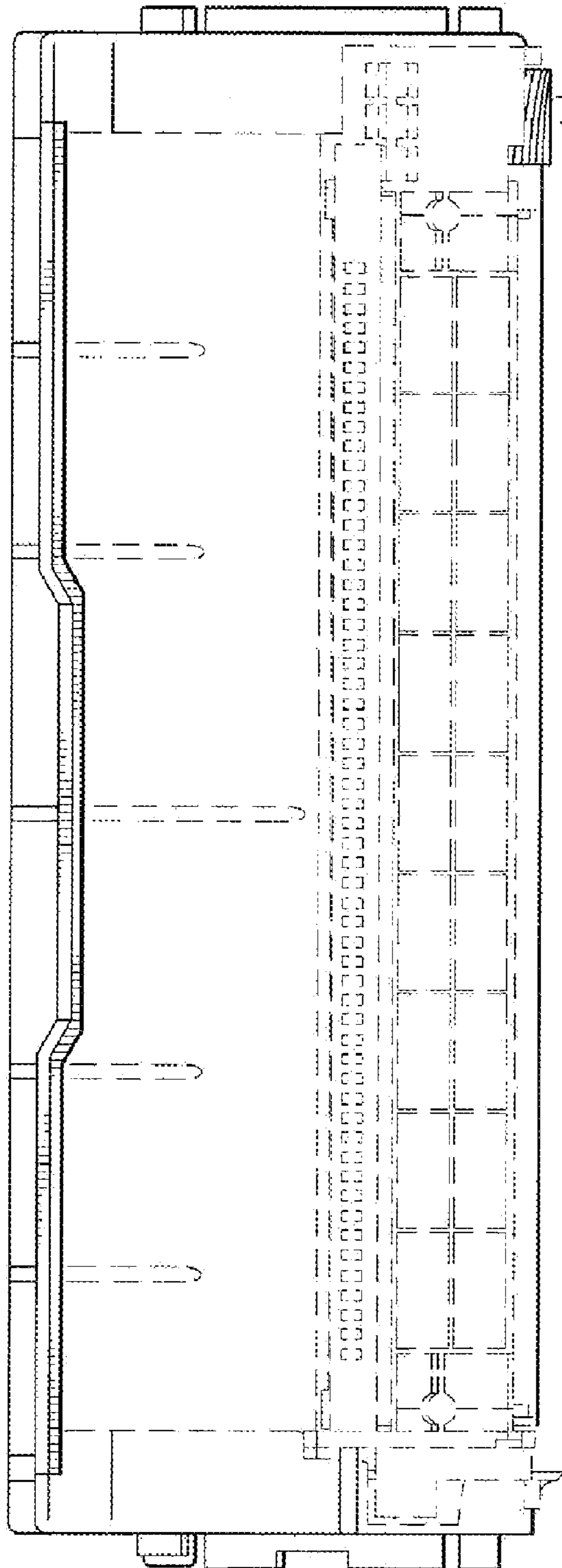


FIG. 1

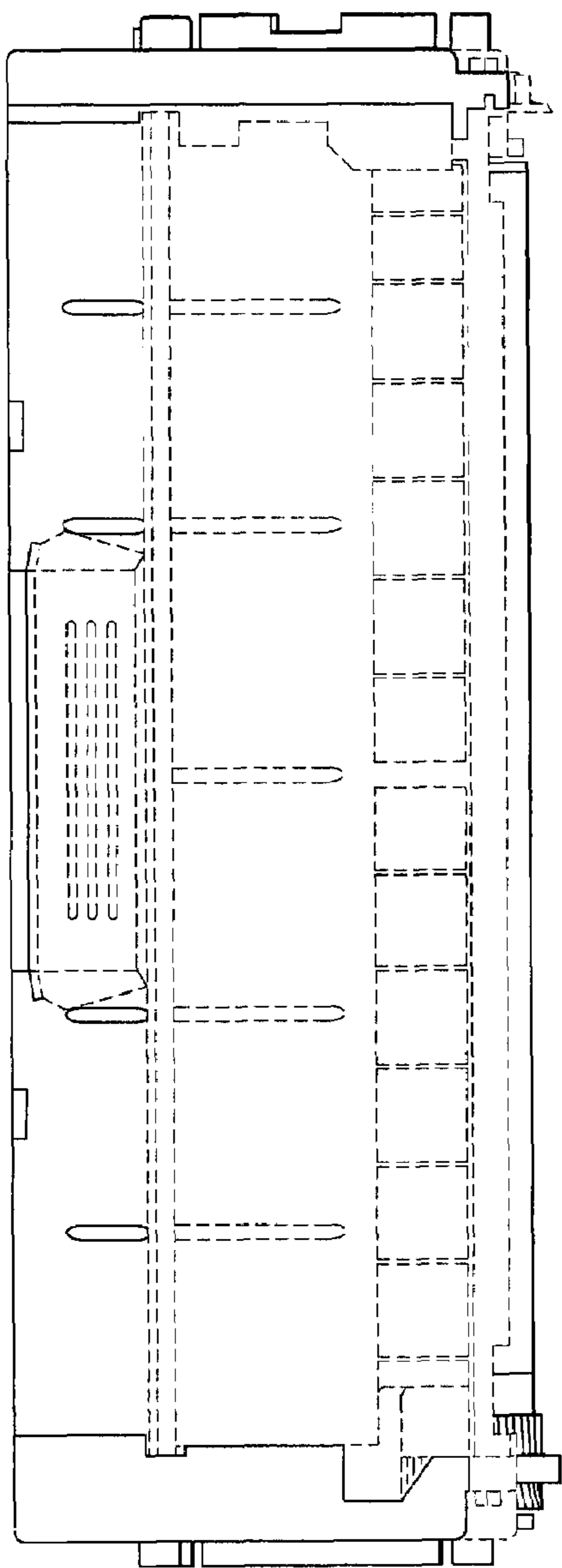


FIG. 2

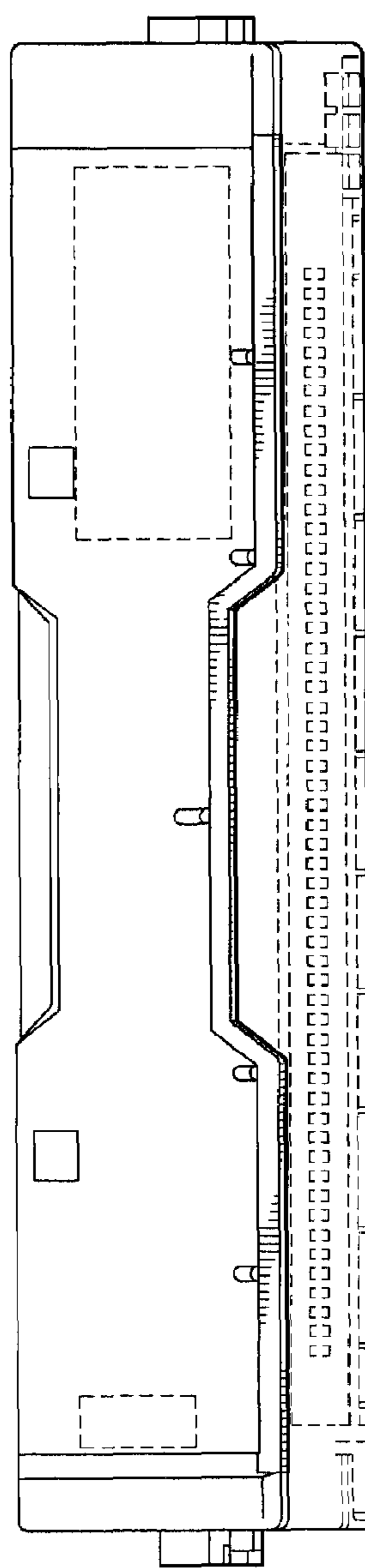


FIG. 3

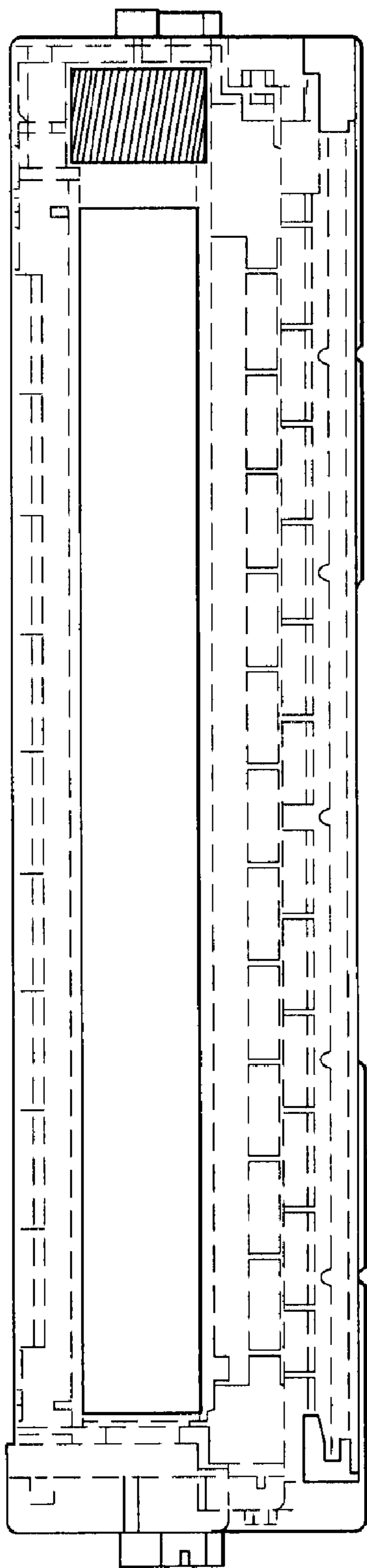


FIG.4

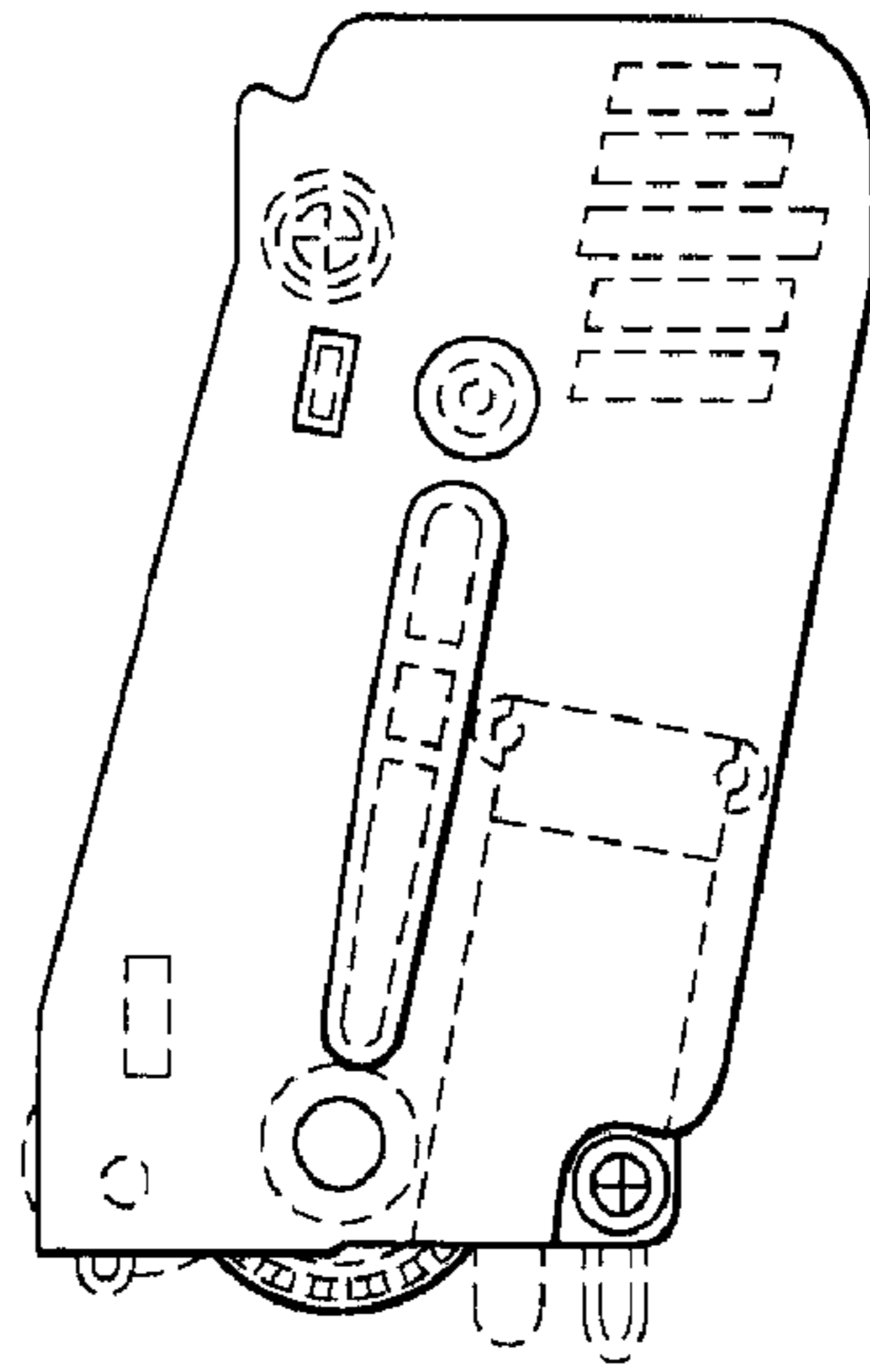


FIG. 5

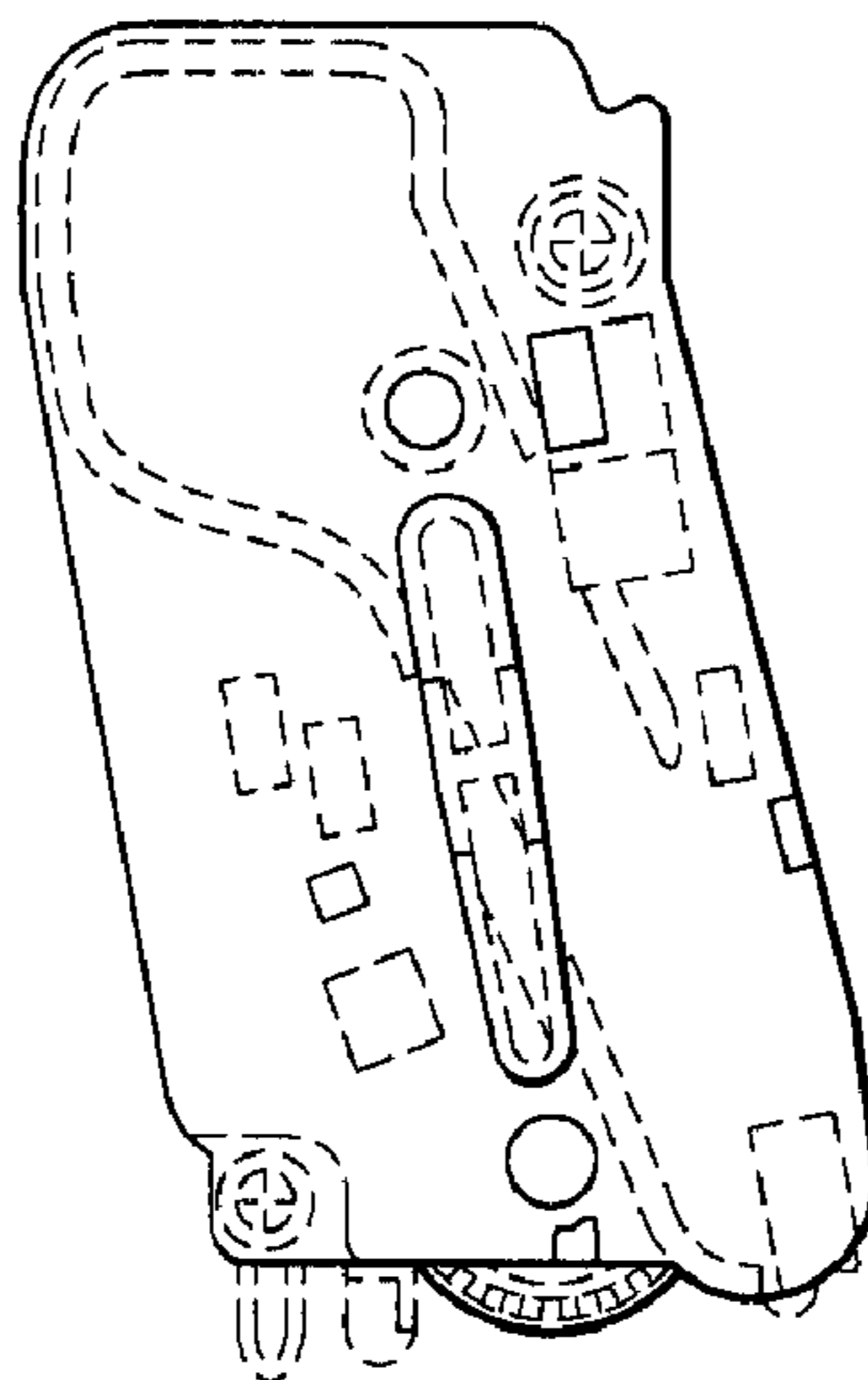


FIG. 6