



US00D597103S

(12) **United States Design Patent**
Xiao et al.

(10) **Patent No.:** **US D597,103 S**
(45) **Date of Patent:** **** Jul. 28, 2009**

(54) **DISC PLAYER**

(75) Inventors: **Kai Xiao**, Shanghai (CN); **Jia Han**,
Shanghai (CN); **Zhongsheng Hong**,
Shanghai (CN); **Takuro Hibino**,
Shanghai (CN); **Keisuke Tejima**, Tokyo
(JP)

(73) Assignee: **Sony Corporation**, Tokyo (JP)

(**) Term: **14 Years**

(21) Appl. No.: **29/309,677**

(22) Filed: **Sep. 25, 2008**

(30) **Foreign Application Priority Data**

Mar. 25, 2008 (CN) 2008 3 0008282

(51) **LOC (9) Cl.** **14-01**

(52) **U.S. Cl.** **D14/500**

(58) **Field of Classification Search** D14/496,
D14/498-511, 167-168, 188, 197-198, 169-172;
360/99.02, 99.07; 369/75.11, 75.21, 77.11,
369/77.21; 720/601, 612, 619, 649, 655;
455/344, 347-351; D10/2, 15
See application file for complete search history.

(56) **References Cited**

U.S. PATENT DOCUMENTS

D222,164 S * 10/1971 Ohta D14/171
D389,480 S 1/1998 Niitsu

D421,436 S * 3/2000 Matsuoka D14/500
D455,142 S * 4/2002 Saitoh D14/168
D467,564 S 12/2002 Obata
D503,395 S 3/2005 Hirano
D566,098 S 4/2008 Suzuki
D568,288 S 5/2008 Suzuki

* cited by examiner

Primary Examiner—Nanda Bondade

(74) *Attorney, Agent, or Firm*—Rader, Fishman & Grauer,
PLLC

(57) **CLAIM**

The ornamental design for a disc player, as shown and
described.

DESCRIPTION

FIG. 1 is a perspective view of a disc player showing our new
design;

FIG. 2 is a front elevational view thereof;

FIG. 3 is a rear elevational view thereof;

FIG. 4 is a left side elevational view thereof;


FIG. 5 is a right side elevational view thereof;

FIG. 6 is a top plan view thereof; and,

FIG. 7 is a bottom plan view thereof.

Portions of the figures that are shown as broken lines are for
illustrative purpose only and form no part of the claimed
design.

1 Claim, 7 Drawing Sheets



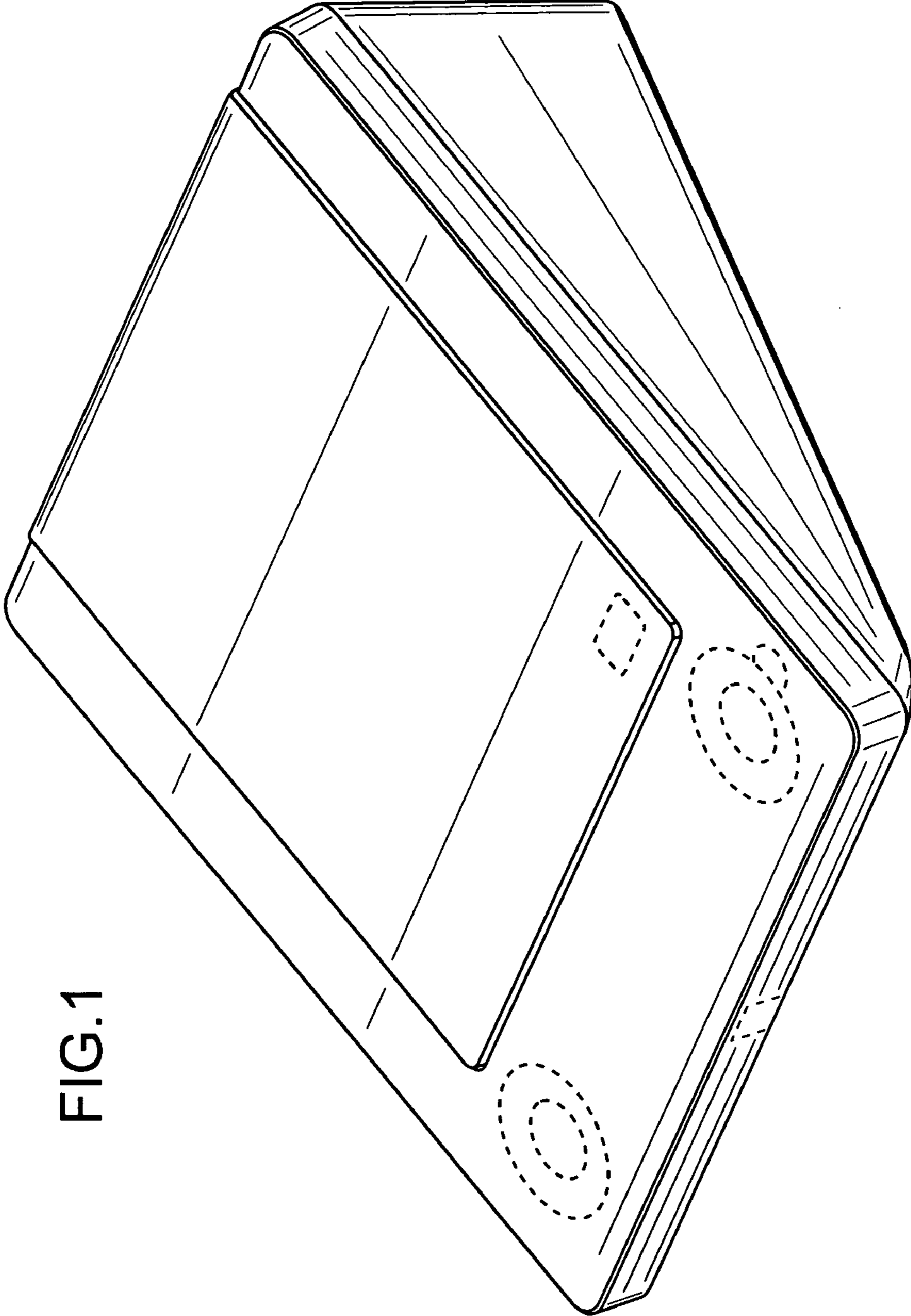


FIG.1

FIG.2

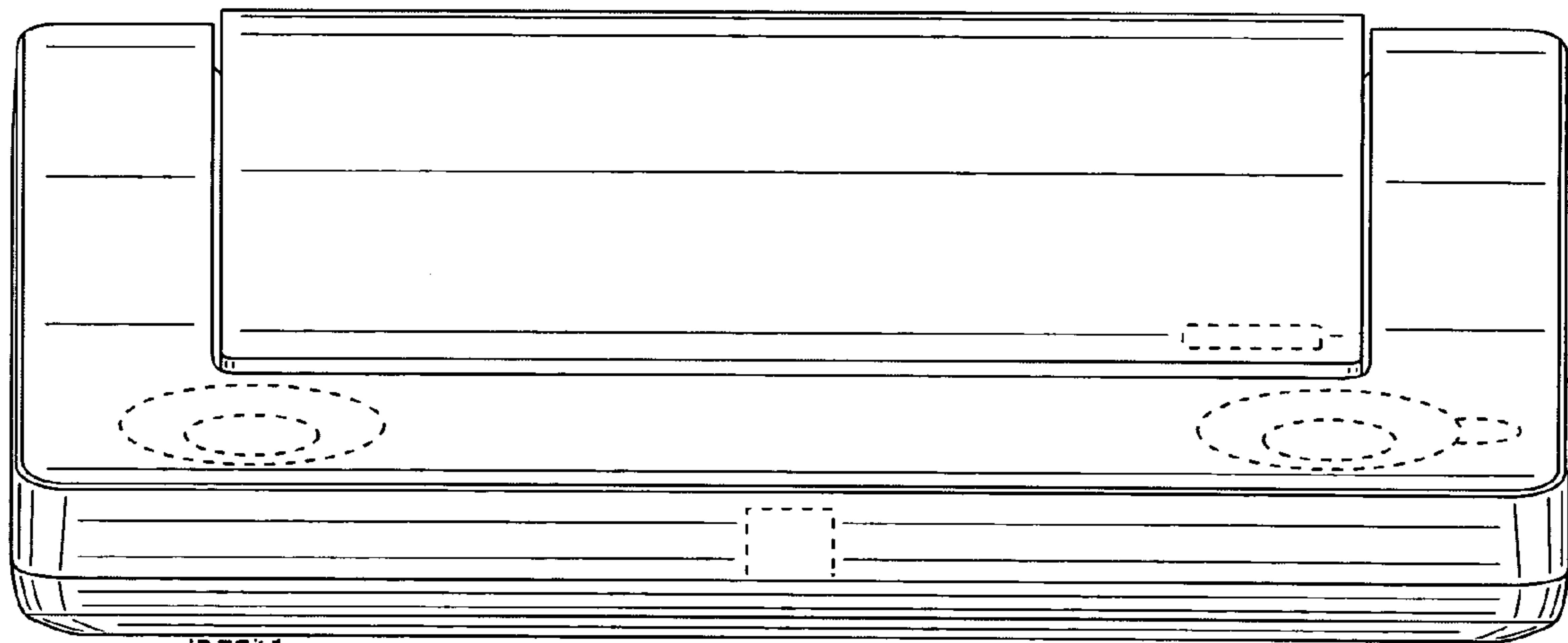


FIG.3

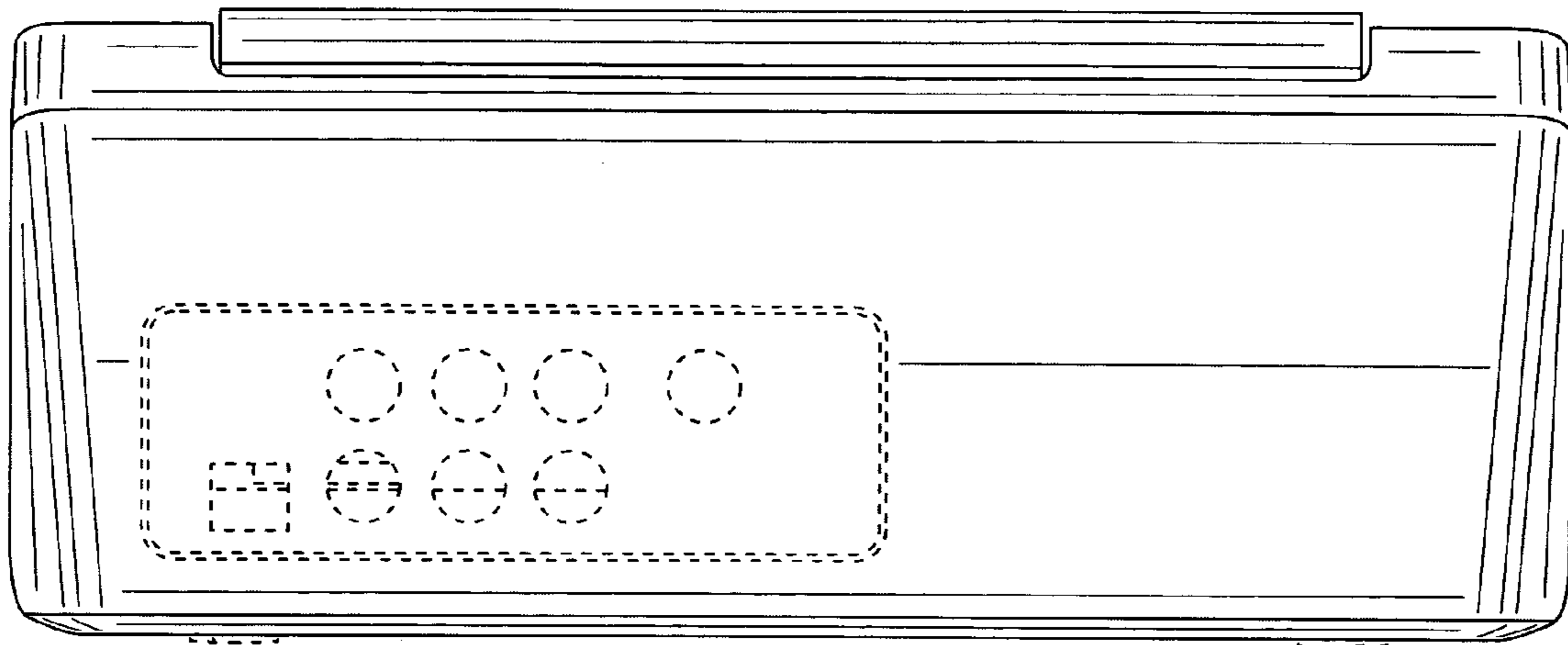


FIG.4

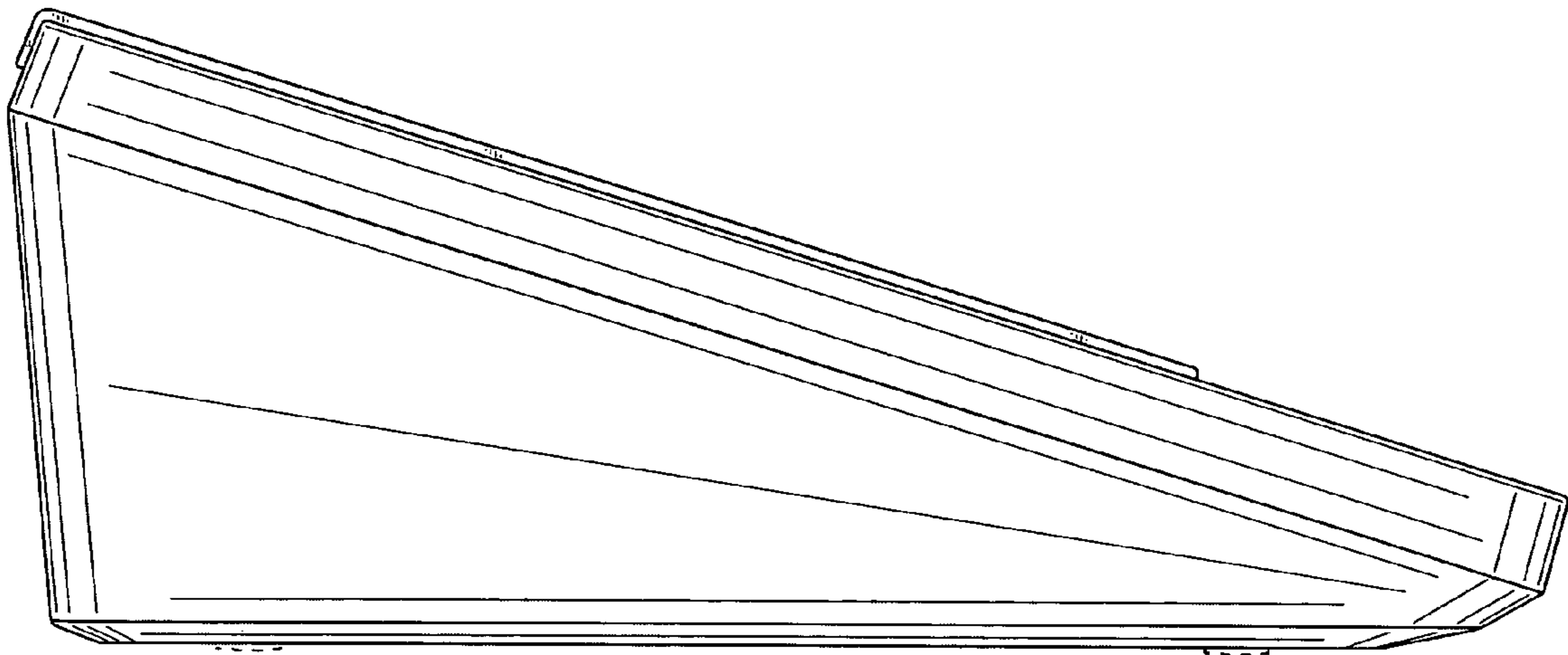


FIG.5

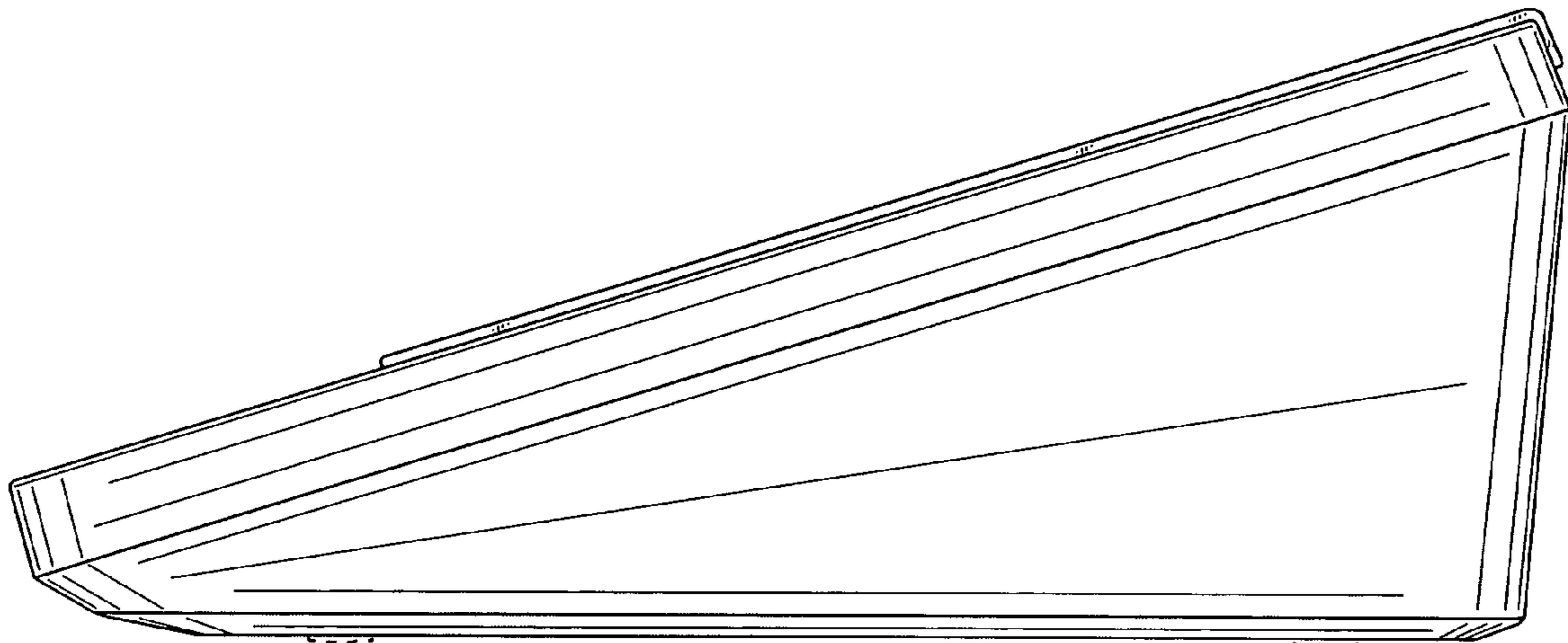


FIG.6




FIG.7

