



US00D597092S

(12) **United States Design Patent**  
**Wang et al.**

(10) **Patent No.:** **US D597,092 S**  
(45) **Date of Patent:** **\*\* Jul. 28, 2009**

(54) **PORTABLE MEDIA DEVICE**

(75) Inventors: **WeiGang Wang**, Shenzhen (CN);  
**GuangTao Xu**, Shenzhen (CN)

(73) Assignee: **BYD Company Limited**, Shenzhen  
(CN)

(\*\*) Term: **14 Years**

(21) Appl. No.: **29/324,795**

(22) Filed: **Sep. 19, 2008**

(30) **Foreign Application Priority Data**

Mar. 28, 2008 (CN) ..... 200830103267.9

(51) **LOC (9) Cl.** ..... **14-02**

(52) **U.S. Cl.** ..... **D14/346; D14/203.7**

(58) **Field of Classification Search** ..... D14/341-347,  
D14/454, 455, 456, 457, 448, 449, 439, 432,  
D14/125, 126, 129, 130, 496, 203.1, 203.3,  
D14/203.4, 203.5, 203.6, 203.7, 203.8, 238.1,  
D14/138 R, 138 AA, 138 AB, 138 AC, 138 AD,  
D14/138 C, 138 G, 138, 247, 248; D10/65;  
D21/329, 330, 331, 333; D18/7; 345/901,  
345/169; 455/566, 575.3, 575.4; 379/433.04,  
379/433.06, 433.07, 433.11, 433.12, 433.13;  
348/14.02; D19/60

See application file for complete search history.

(56) **References Cited**

**U.S. PATENT DOCUMENTS**

D443,839 S \* 6/2001 Brandenburg et al. .... D10/65  
D451,038 S \* 11/2001 Brandenburg et al. .... D10/65  
7,016,182 B2 \* 3/2006 Brandenburg et al. .. 361/679.06  
7,283,847 B2 \* 10/2007 Kim ..... 455/566

D556,211 S \* 11/2007 Howard ..... D14/496  
D557,674 S \* 12/2007 Lee et al. .... D14/138 AB  
D558,724 S \* 1/2008 Hsu et al. .... D14/138 AD  
D583,810 S \* 12/2008 Chen ..... D14/345  
D589,381 S \* 3/2009 Gretton ..... D10/65  
D589,824 S \* 4/2009 Gretton ..... D10/65  
2005/0054393 A1 \* 3/2005 Fagerstrom et al. .... 455/575.1  
2007/0037618 A1 \* 2/2007 Lee ..... 455/575.4  
2008/0266264 A1 \* 10/2008 Lipponen et al. .... 345/169

\* cited by examiner

*Primary Examiner*—Jennifer Rivard

*Assistant Examiner*—Angela J Lee

(74) *Attorney, Agent, or Firm*—Greenberg Traurig, LLP

(57) **CLAIM**

The ornamental design for a portable media device, substantially as shown and described.

**DESCRIPTION**

FIG. 1 is a front view of a portable media device in accordance with the present design;

FIG. 2 is a rear view of the portable media device;

FIG. 3 is a bottom plan view of the portable media device;

FIG. 4 is a top plan view of the portable media device;

FIG. 5 is a left side view of the portable media device;

FIG. 6 is a right side view of the portable media device;

FIG. 7 is a perspective view of the portable media device;

FIG. 8 is a perspective view of the portable media device in a first open position; and,

FIG. 9 is a perspective view of the portable media device in a second open position.

**1 Claim, 5 Drawing Sheets**

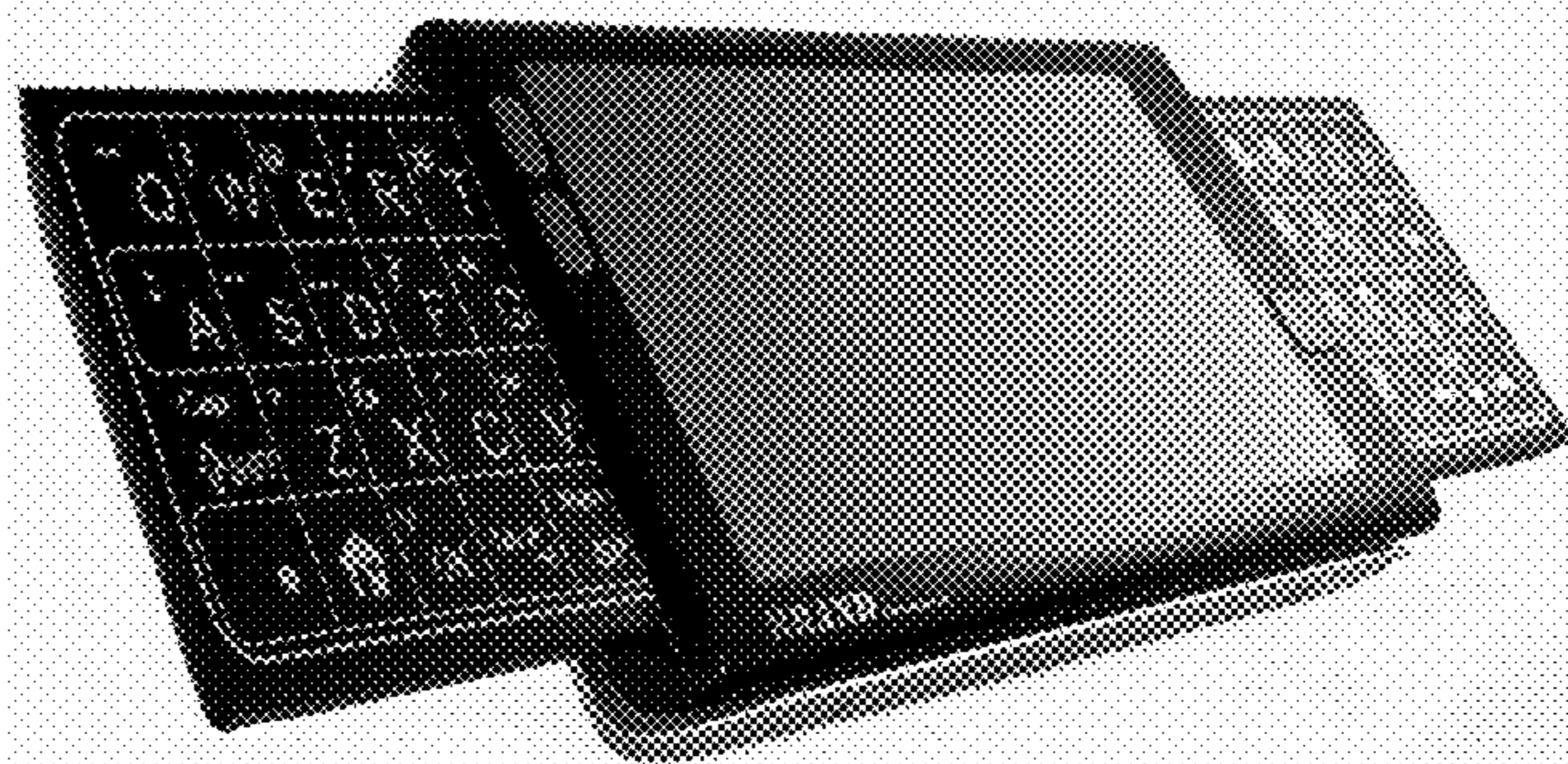







FIG. 1



FIG. 2




FIG. 3



FIG. 4






FIG. 5




FIG. 6





FIG. 7



FIG. 8





FIG. 9