



US00D597089S

(12) **United States Design Patent**
Khan et al.

(10) **Patent No.:** **US D597,089 S**
(45) **Date of Patent:** **** Jul. 28, 2009**

(54) **HAND-HELD ELECTRONIC DEVICE COVER**

D582,149 S * 12/2008 Tan D3/218
D587,896 S * 3/2009 Aipa D3/201

(75) Inventors: **Gabriel Deen Khan**, Waterloo (CA);
Kasra Kaz Youssefi-Shams, Waterloo
(CA)

(73) Assignee: **Research In Motion Limited**, Waterloo,
Ontario (CA)

(**) Term: **14 Years**

(21) Appl. No.: **29/323,277**

(22) Filed: **Aug. 21, 2008**

(51) **LOC (9) Cl.** **14-03**

(52) **U.S. Cl.** **D14/250**; D3/201

(58) **Field of Classification Search** D14/240,
D14/250-253, 345, 432, 439-440; D3/200-201,
D3/207, 212, 218-219; D6/407; D9/432;
224/191, 240, 929-930; 281/51; 379/420.04,
379/433.11, 437, 440, 446-447, 449-455;
455/575.1, 575.6, 575.8, 575.9

See application file for complete search history.

(56) **References Cited**

U.S. PATENT DOCUMENTS

D312,534 S * 12/1990 Nelson et al. D3/228
D357,918 S * 5/1995 Doria D14/218
D365,927 S * 1/1996 Cho D3/218
D397,246 S * 8/1998 Hoofnagle et al. D3/201
6,626,362 B1 * 9/2003 Steiner et al. 235/462.45
D484,874 S * 1/2004 Chang et al. D14/250
D563,093 S * 3/2008 Nussberger et al. D3/201
D565,291 S * 4/2008 Brandenburg et al. D3/218
D574,819 S * 8/2008 Andre et al. D14/250
D575,056 S * 8/2008 Tan D3/218
D581,151 S * 11/2008 Aipa D3/201

OTHER PUBLICATIONS

iPhone Shield (G1), <URL:http://www.agent18.com/productdetail/
iPhone_Shield_(G1)/92.aspx>, retrieved from internet Mar. 13,
2009.*

Innocase II Surface, <URL:http://www.seidioonline.com/PhotoGal-
lery.asp?ProductCode=CSR3TRPRO%2DBK>, retrieved from
internet Mar. 13, 2009.*

* cited by examiner

Primary Examiner—Ian Simmons

Assistant Examiner—Carla Jobe Wright

(57) **CLAIM**

We claim the ornamental design for a hand-held electronic
device cover, as shown and described.

DESCRIPTION

FIG. 1 is a front perspective view of a hand-held electronic
device cover;

FIG. 2 is a front elevational view of a hand-held electronic
device cover;

FIG. 3 is a back elevational view of a hand-held electronic
device cover;

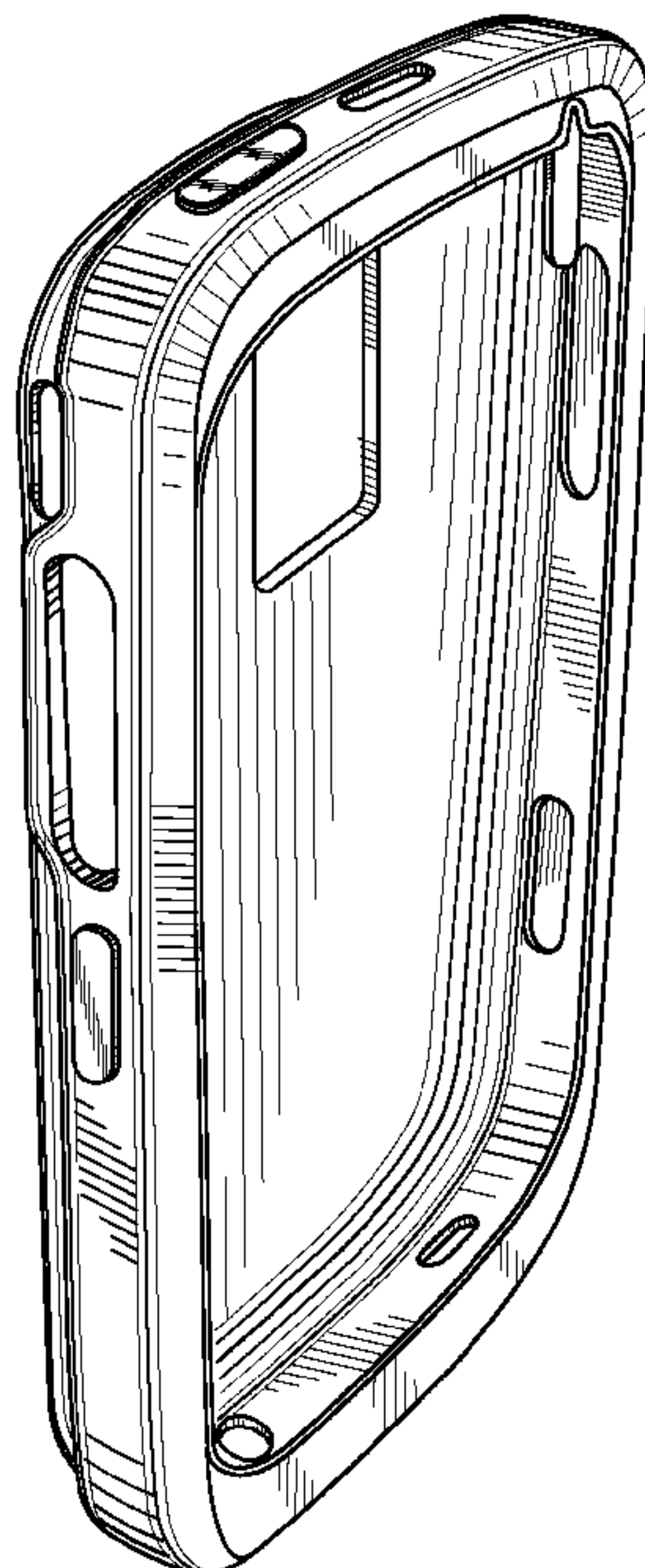
FIG. 4 is a left side elevational view of a hand-held electronic
device cover;

FIG. 5 is a right side elevational view of a hand-held elec-
tronic device cover;

FIG. 6 is a bottom plan view thereof; and,

FIG. 7 is a top plan view thereof.

1 Claim, 5 Drawing Sheets



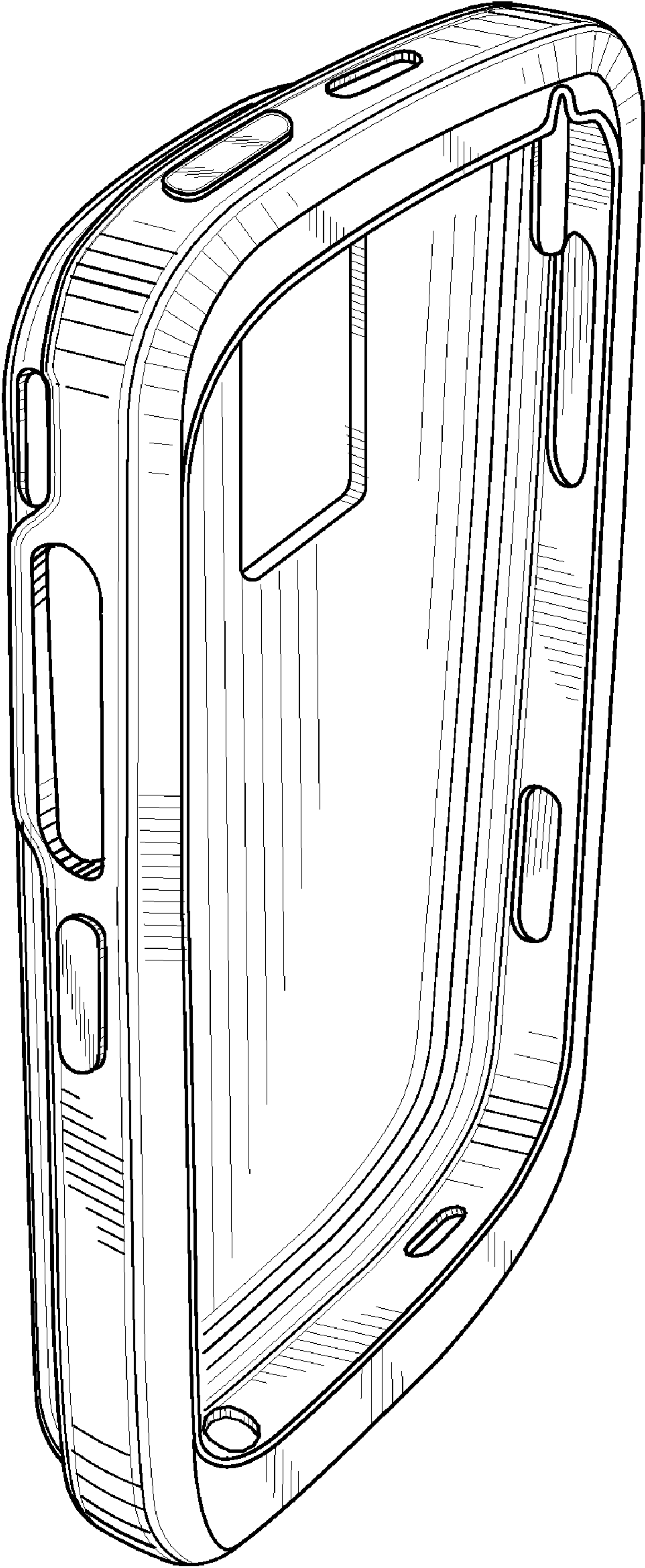


FIG. 1

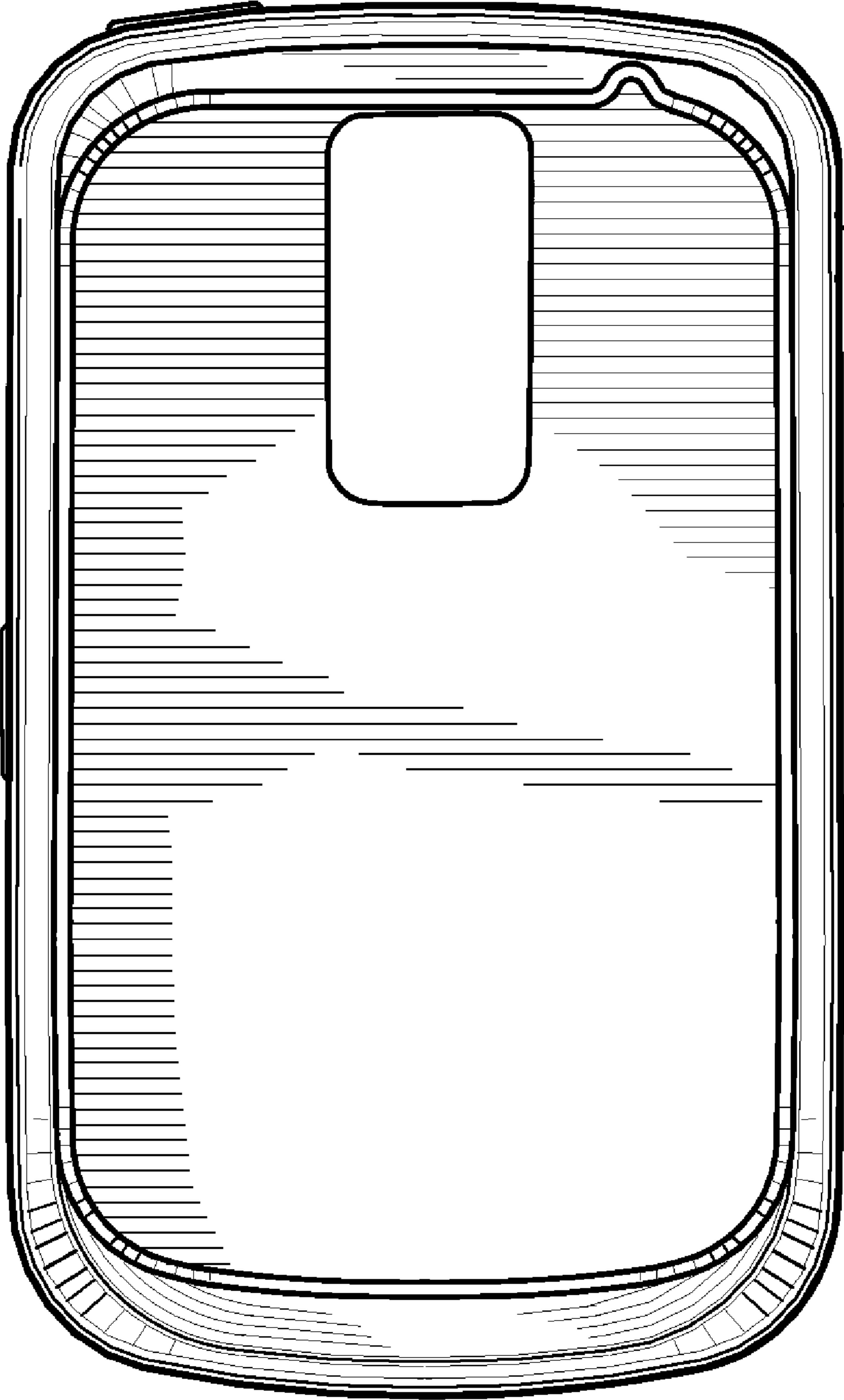


FIG.2

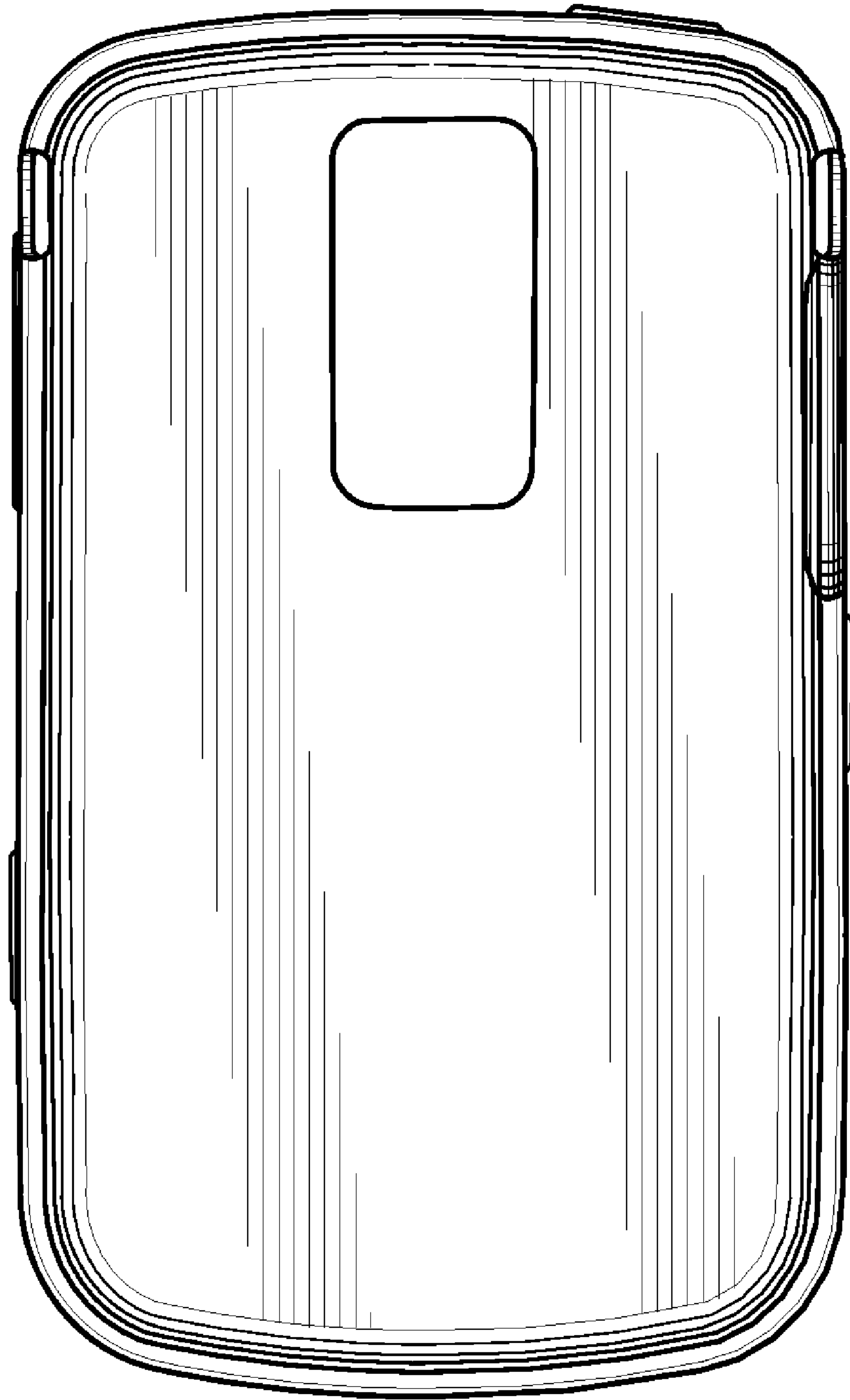


FIG.3




FIG. 4

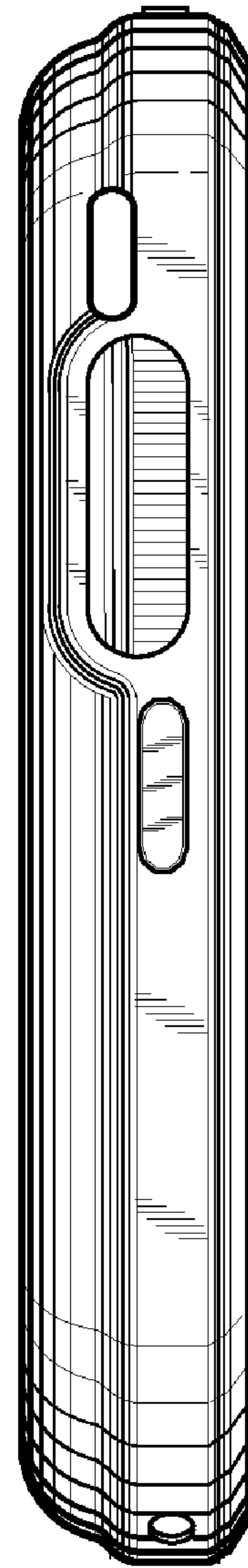


FIG. 5

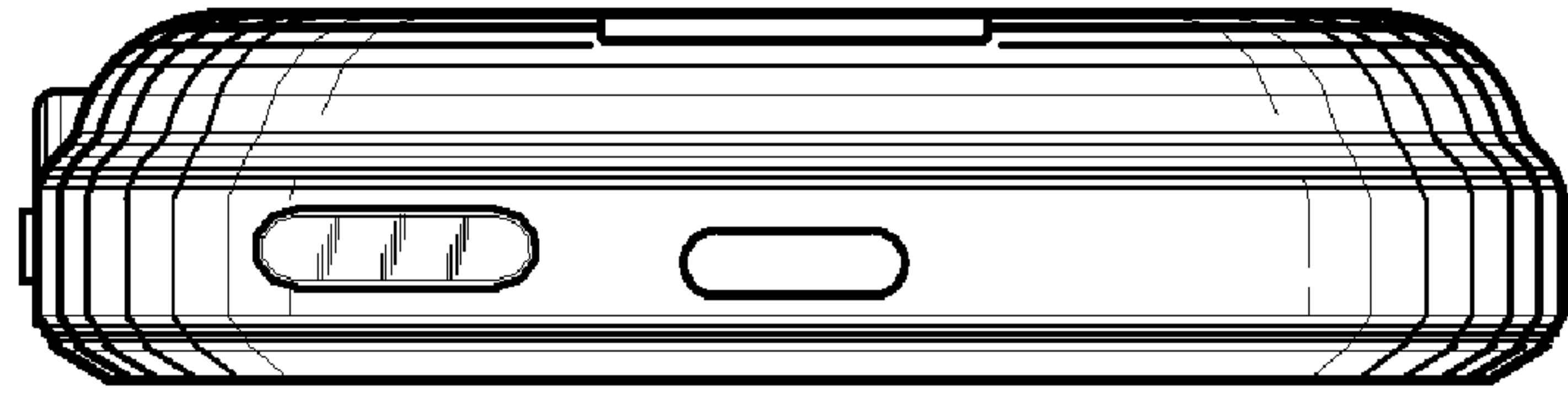


FIG. 6

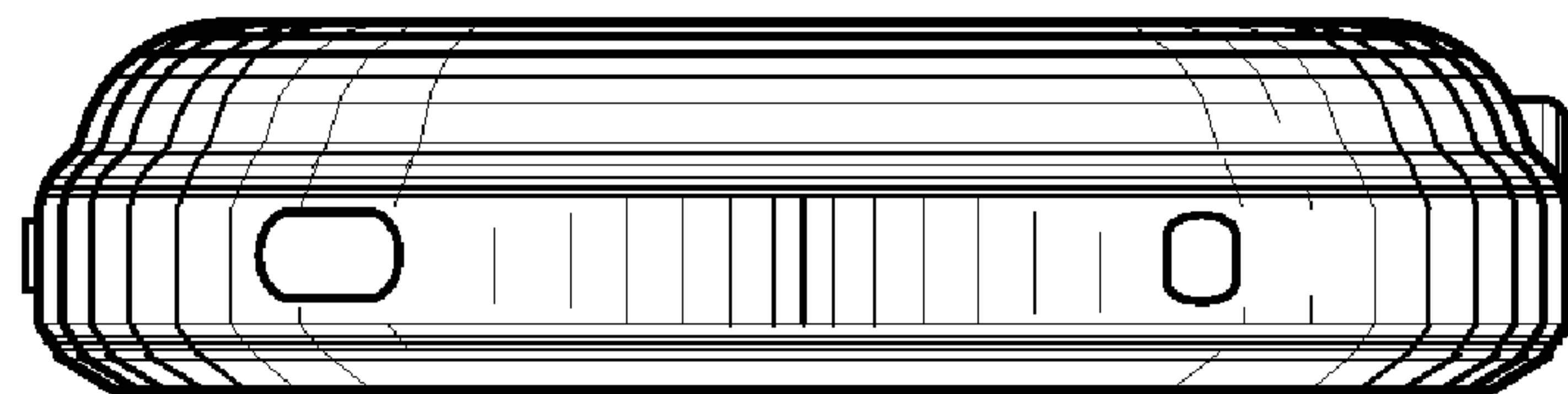


FIG. 7