

US00D597068S

(12) **United States Design Patent**
Whang

(10) **Patent No.:** **US D597,068 S**

(45) **Date of Patent:** **** Jul. 28, 2009**

(54) **MP3 PLAYER**

(75) Inventor: **Sun-Wook Whang**, Seoul (KR)

(73) Assignee: **Samsung Electronics Co., Ltd.**,
Suwon-Si (KR)

(**) Term: **14 Years**

(21) Appl. No.: **29/332,518**

(22) Filed: **Feb. 18, 2009**

(51) **LOC (9) Cl.** **14-03**

(52) **U.S. Cl.** **D14/203.7; D14/496**

(58) **Field of Classification Search** D14/496,
D14/401, 435, 474, 483, 217, 137, 138, 160,
D14/168, 356, 203.1–203.8, 507; 345/156,
345/169, 173–179, 905; 715/727–729, 864;
710/1, 5, 8; 713/1, 600; 455/1.1, 1.7, 73,
455/344–347, 93, 95, 3.01–3.06, 550.1, 573.1;
370/342–344; 369/1, 2, 6–12; 463/43–47;
273/148 B

See application file for complete search history.

(56) **References Cited**

U.S. PATENT DOCUMENTS

D472,885 S * 4/2003 Kataoka D14/167
D483,281 S * 12/2003 Cobigo D10/104
6,769,603 B2 * 8/2004 Nagai et al. 235/375
D500,302 S * 12/2004 Deguchi D14/480.1
D511,519 S * 11/2005 Bone et al. D14/432

D518,065 S * 3/2006 Kobayashi D14/203.2
D526,331 S * 8/2006 Lee D14/203.7
D529,044 S * 9/2006 Andre et al. D14/203.3
2004/0233646 A1 * 11/2004 Yen 361/752
2005/0109841 A1 * 5/2005 Ryan et al. 235/380
2006/0094301 A1 * 5/2006 Lee et al. 439/660

* cited by examiner

Primary Examiner—Prabhakar Deshmukh

(74) *Attorney, Agent, or Firm*—Staas & Halsey LLP

(57) **CLAIM**

The ornamental design for an MP3 player, as shown and described.

DESCRIPTION

FIG. 1 is a perspective view of an MP3 player showing my new design;

FIG. 2 is a front elevational view thereof;

FIG. 3 is a rear elevational view thereof;

FIG. 4 is a left side elevational view thereof;

FIG. 5 is a right side elevational view thereof;

FIG. 6 is a top plan view thereof;

FIG. 7 is a bottom plan view thereof; and,

FIG. 8 is a perspective view of the MP3 player showing my new design in a state in which the cap for the USB plug is detached from the MP3 player when used.

1 Claim, 7 Drawing Sheets

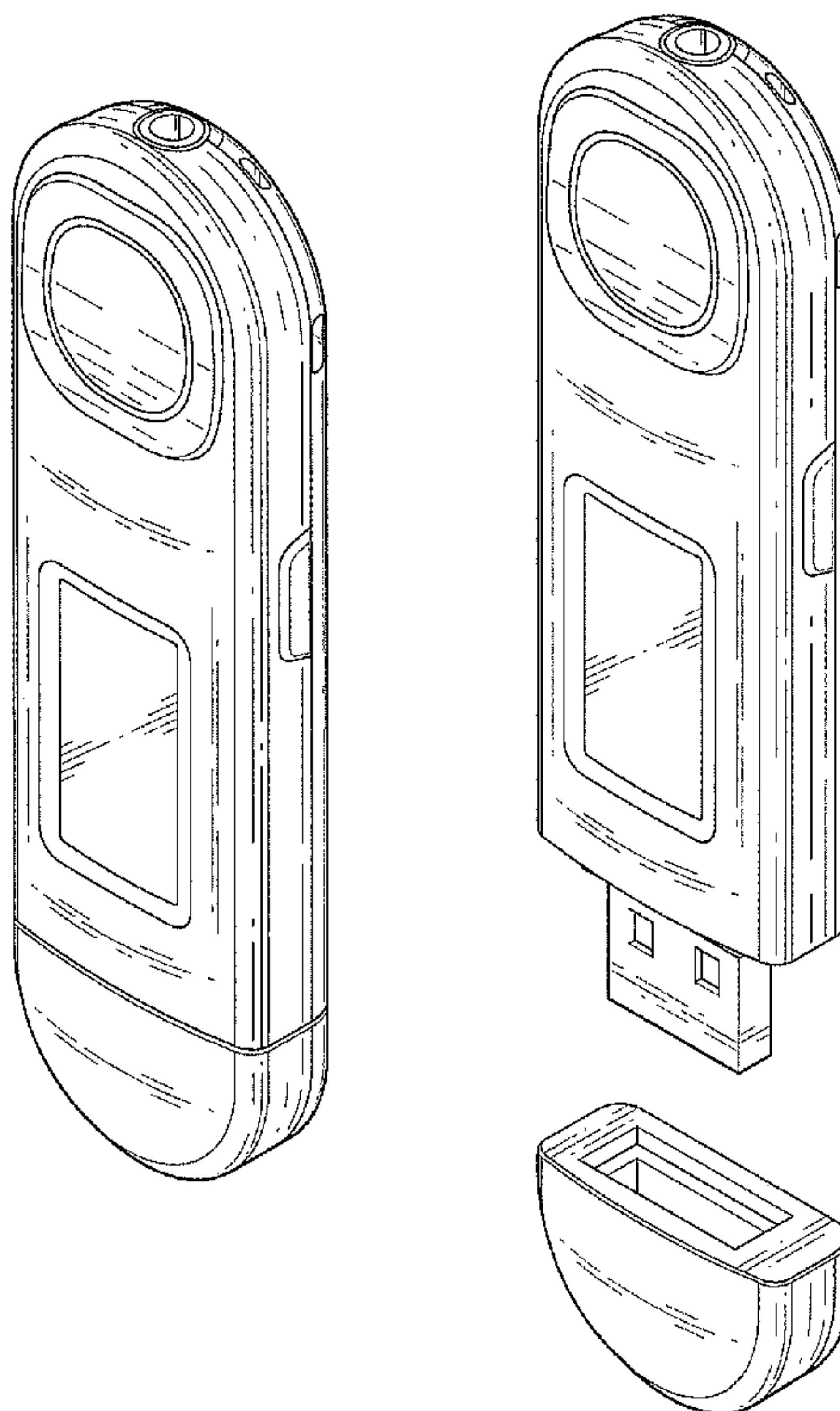


FIG. 1

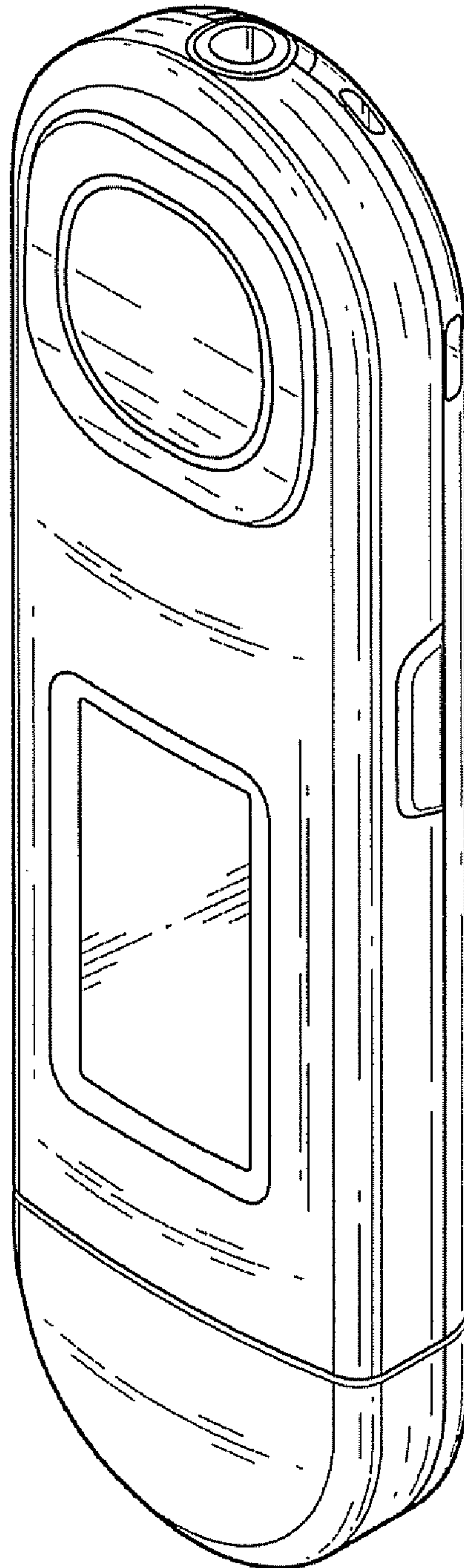


FIG. 2

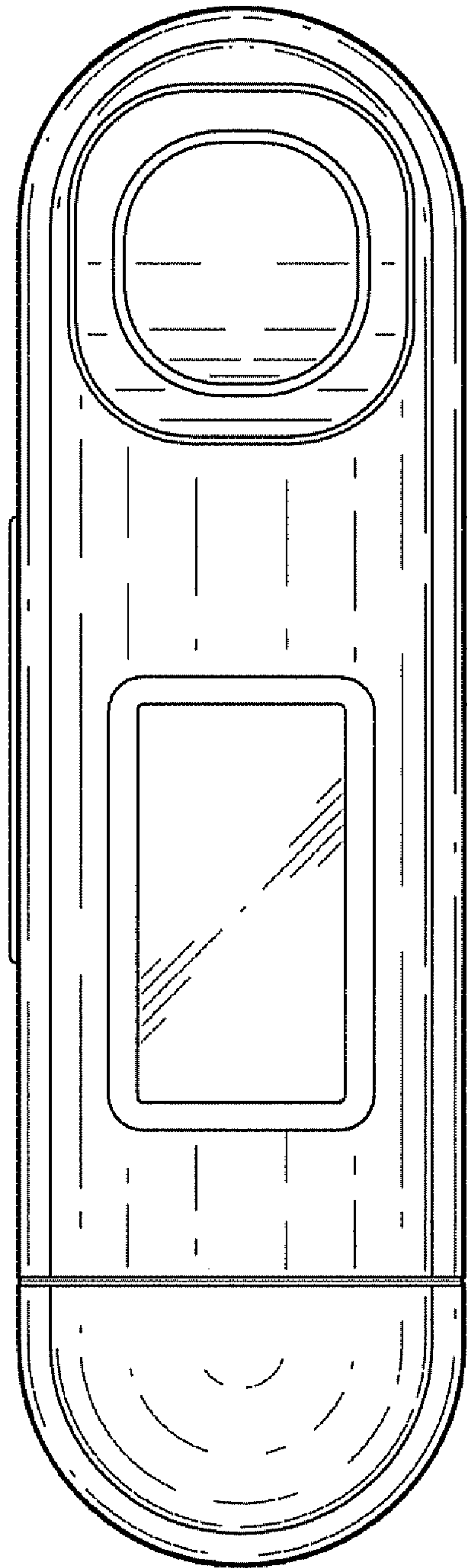


FIG. 3

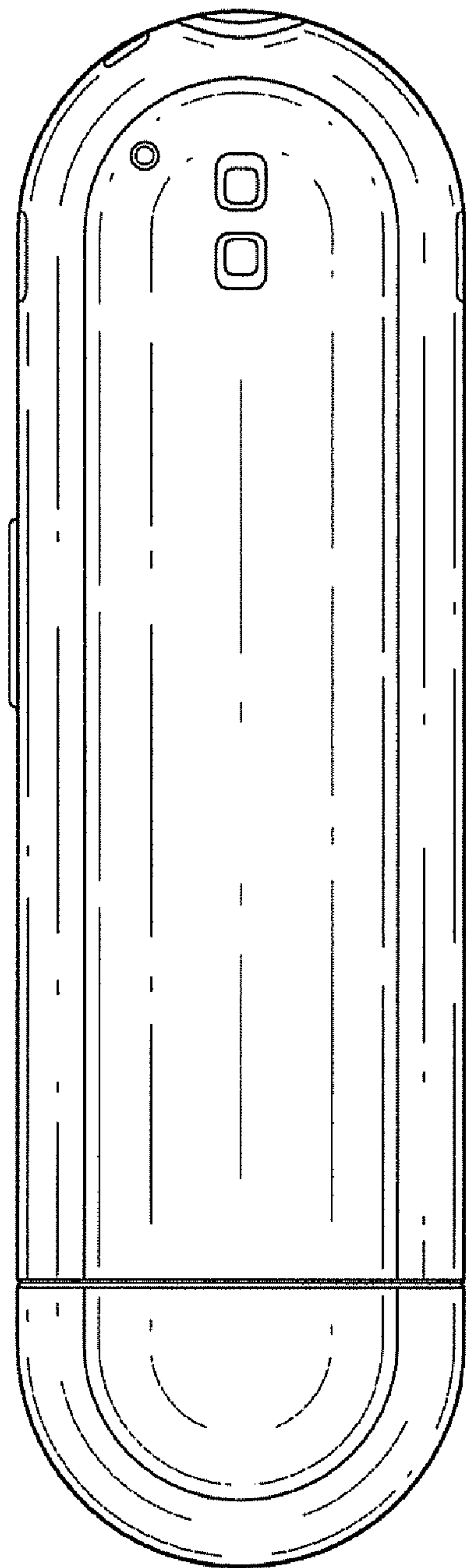


FIG. 4




FIG. 5

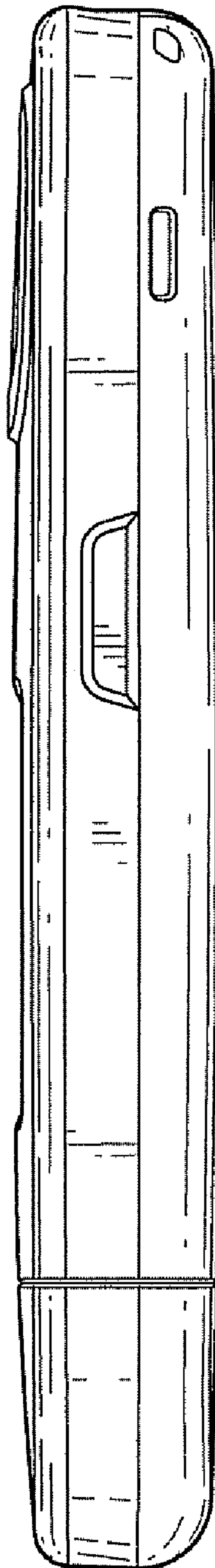


FIG. 6

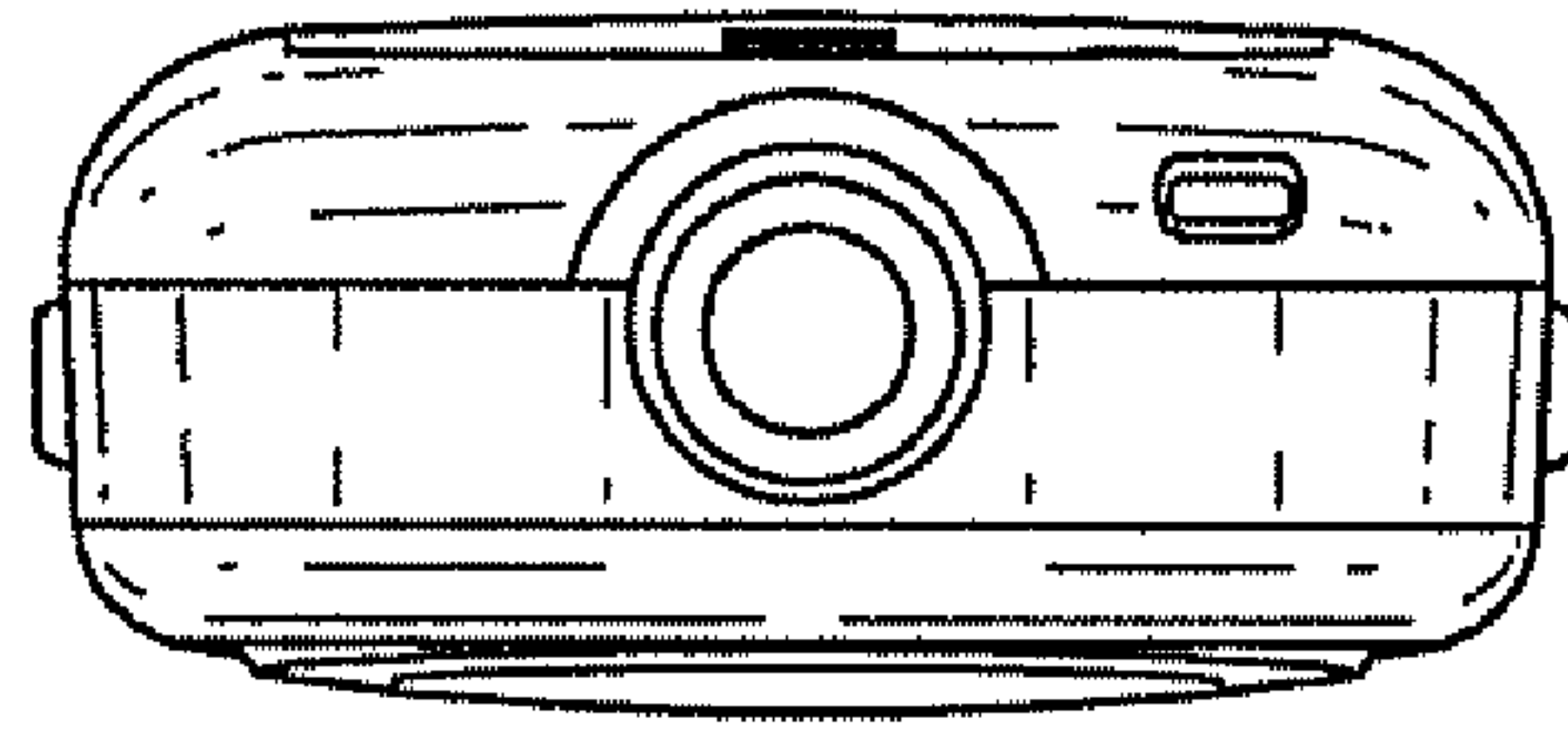


FIG. 7




FIG. 8

