



US00D597067S

(12) **United States Design Patent**  
**Oh et al.**

(10) **Patent No.:** **US D597,067 S**  
(45) **Date of Patent:** **\*\* Jul. 28, 2009**

(54) **ENTERTAINMENT DEVICE**

(75) Inventors: **Kok Chong Anthony Oh**, Johor Bahru (MY); **Boon Keat Eddy Toh**, Singapore (SG); **Jeng Khim Tan**, Singapore (SG)

(73) Assignee: **Creative Technology Ltd**, Singapore (SG)

(\*\*) Term: **14 Years**

(21) Appl. No.: **29/318,629**

(22) Filed: **May 23, 2008**

(51) **LOC (9) Cl.** ..... **14-03**

(52) **U.S. Cl.** ..... **D14/203.7; D14/496**

(58) **Field of Classification Search** ..... D14/496, D14/401, 435, 474, 483, 217, 137, 138, 160, D14/168, 356, 203.1–203.8, 507; 345/156, 345/169, 173–179, 905; 715/727–729, 864; 710/1, 5, 8; 713/1, 600; 455/1.1, 1.7, 73, 455/344–347, 93, 95, 3.01–3.06, 550.1, 573.1; 370/342–344; 369/1, 2, 6–12; 463/43–47; 273/148 B

See application file for complete search history.

(56) **References Cited**

**U.S. PATENT DOCUMENTS**

D406,832 S \* 3/1999 Anderson ..... D14/496  
D490,441 S \* 5/2004 Inoue et al. .... D14/496

6,795,715 B1 \* 9/2004 Kubo et al. .... 455/556.1  
D533,876 S \* 12/2006 Kim ..... D14/203.7  
7,203,529 B2 \* 4/2007 Kim et al. .... 455/575.1  
D541,812 S \* 5/2007 Wang ..... D14/496  
7,281,214 B2 \* 10/2007 Fadell ..... 715/745  
D560,227 S \* 1/2008 Bennett et al. .... D14/496  
D567,819 S \* 4/2008 Devericks et al. .... D14/496  
D588,611 S \* 3/2009 Oh et al. .... D14/496

\* cited by examiner

*Primary Examiner*—Prabhakar Deshmukh

(74) *Attorney, Agent, or Firm*—Kennedy Koblin

(57) **CLAIM**

The ornamental design for an entertainment device, substantially as shown and described

**DESCRIPTION**

FIG. 1 is a front perspective view of an entertainment device showing our new design;

FIG. 2 is a rear perspective view thereof;

FIG. 3 is a front elevational view thereof;

FIG. 4 is a rear elevational view thereof;

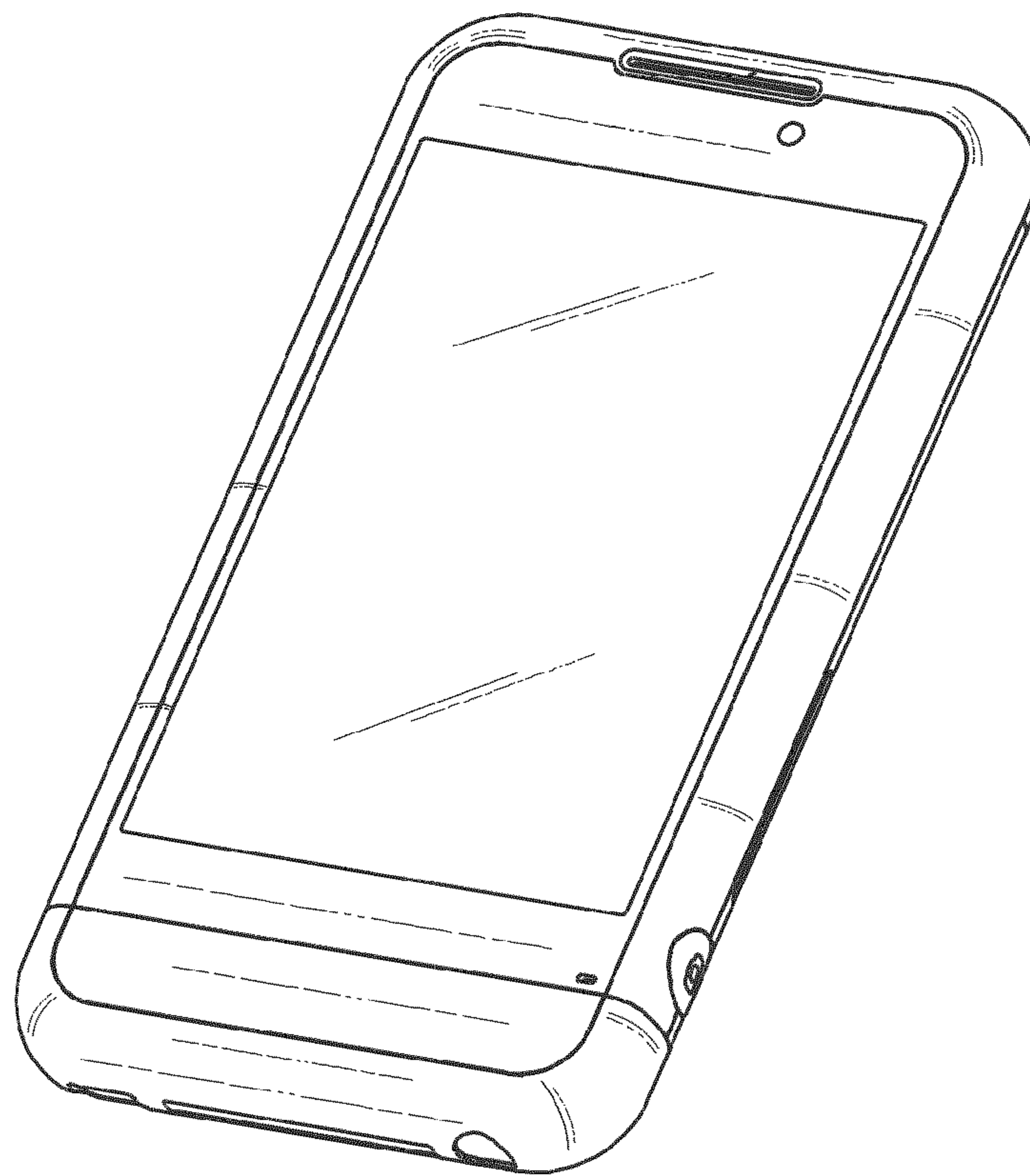
FIG. 5 is a left side elevational view thereof;

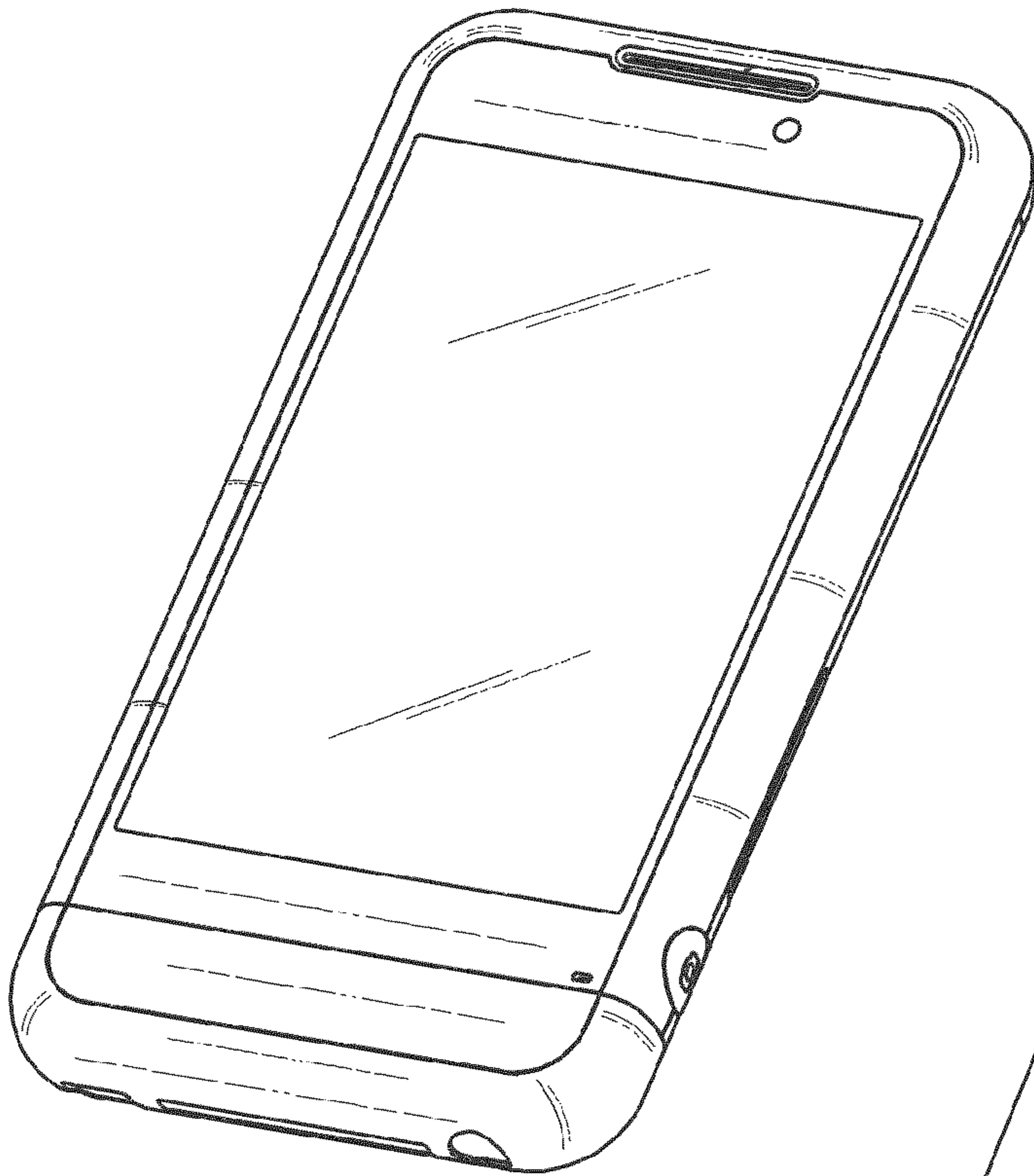
FIG. 6 is a right side elevational view thereof;

FIG. 7 is a top plan view thereof; and,


FIG. 8 is a bottom plan view thereof.

**1 Claim, 4 Drawing Sheets**

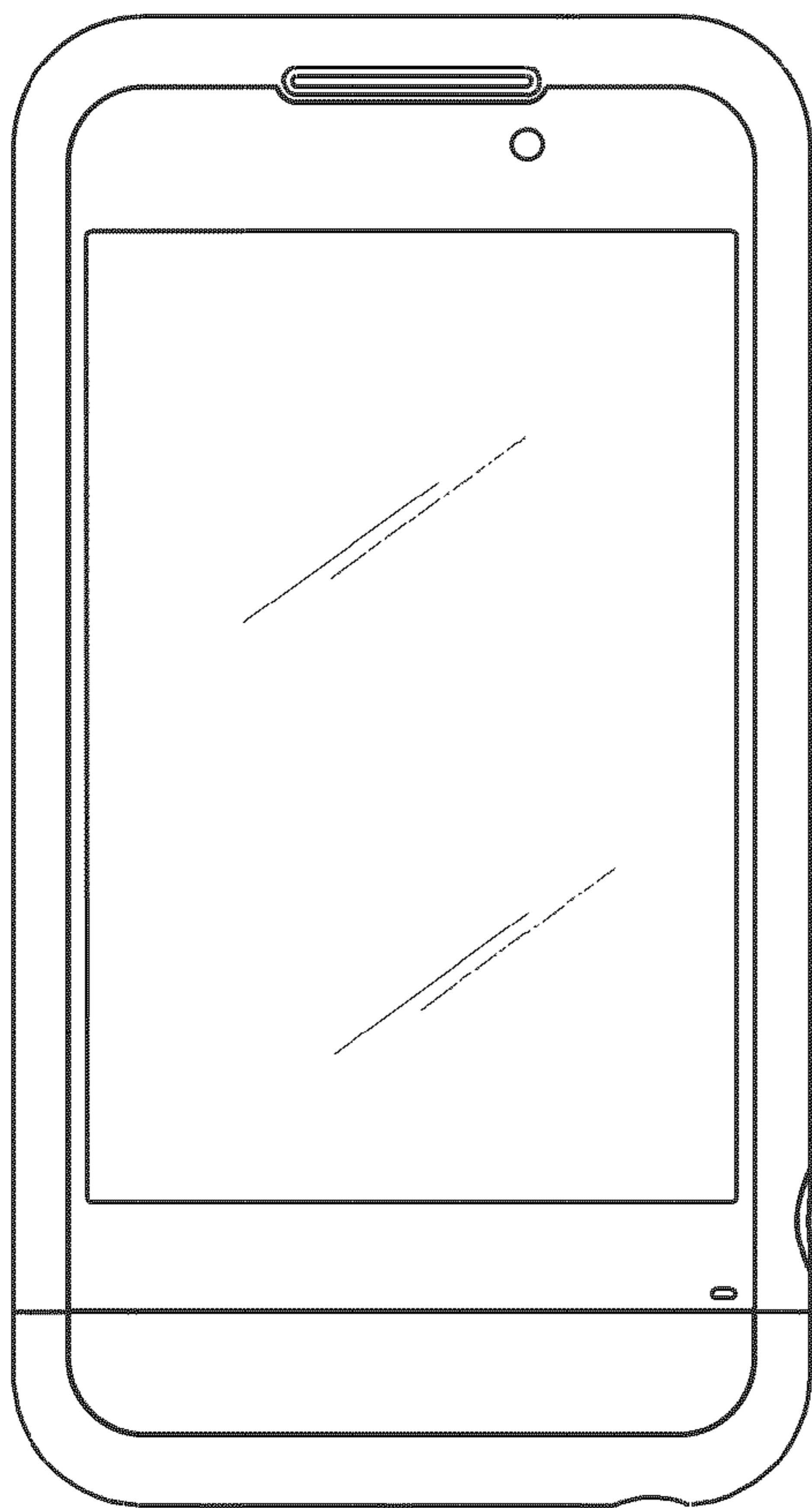





**FIG. 1**



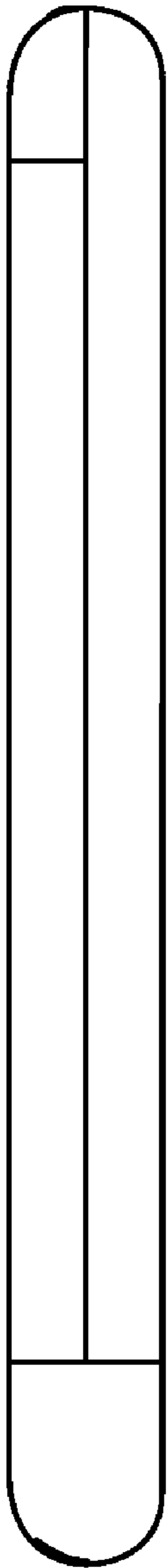
**FIG. 2**



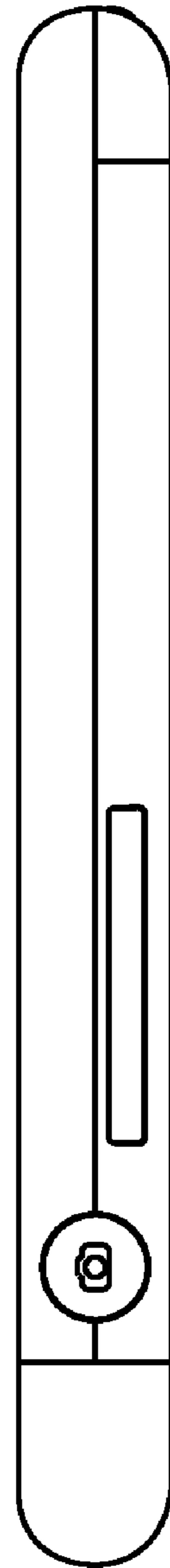
**FIG. 3**




**FIG. 4**




**FIG. 5**



**FIG. 6**



**FIG. 7**



**FIG. 8**