



US00D597063S

(12) **United States Design Patent**
Camarella

(10) **Patent No.:** **US D597,063 S**

(45) **Date of Patent:** **** Jul. 28, 2009**

(54) **DOOR MOUNTED AUTOMATIC MEMO REMINDER**

(76) Inventor: **Peter J Camarella**, 811 Hall St.,
Mamaroneck, NY (US) 10543

(**) Term: **14 Years**

(21) Appl. No.: **29/304,083**

(22) Filed: **Feb. 25, 2008**

(51) **LOC (9) Cl.** **14-01**

(52) **U.S. Cl.** **D14/167**

(58) **Field of Classification Search** D14/167,
D14/154, 168, 188, 496, 156, 160, 161, 162,
D14/163, 164, 165, 192, 204, 207, 209–216;
D16/208; D26/38; 455/351, 350; 381/87,
381/334

See application file for complete search history.

(56) **References Cited**

U.S. PATENT DOCUMENTS

D293,088 S	*	12/1987	Brown et al.	D10/106
D345,314 S	*	3/1994	Chandra	D10/106
D345,713 S	*	4/1994	Pecht et al.	D10/106
D394,261 S	*	5/1998	Chan	D14/167
D395,836 S	*	7/1998	Morelli, Jr.	D10/106
D418,134 S	*	12/1999	Crump	D14/167
D430,142 S	*	8/2000	Kuo et al.	D14/216
D512,411 S	*	12/2005	Christianson	D14/211
D513,617 S	*	1/2006	Tierney	D14/496
D515,447 S	*	2/2006	Gilliam	D10/106
D520,493 S	*	5/2006	Amsel	D14/211
D533,800 S	*	12/2006	Bryant	D10/116

D540,774 S	*	4/2007	Alwicker et al.	D14/155
D559,862 S	*	1/2008	Bennett et al.	D14/496
D577,707 S	*	9/2008	Lee et al.	D14/158
D579,913 S	*	11/2008	Lamason	D14/159
D580,908 S	*	11/2008	Nakamura	D14/167
D583,796 S	*	12/2008	Tanaka	D14/155
2002/0114473 A1	*	8/2002	Kuwabara	381/87

* cited by examiner

Primary Examiner—Cathron C Brooks

Assistant Examiner—Austin Murphy

(74) *Attorney, Agent, or Firm*—Kelleher IP, PLLC; Sean Liam Kelleher

(57) **CLAIM**

The ornamental design for the door mounted automatic memo reminder, as shown and described.

DESCRIPTION

FIG. 1 is a frontal perspective view of my new and novel design of a door mounted automatic memo;

FIG. 2 is a front view of my new and novel design of a door mounted automatic memo;

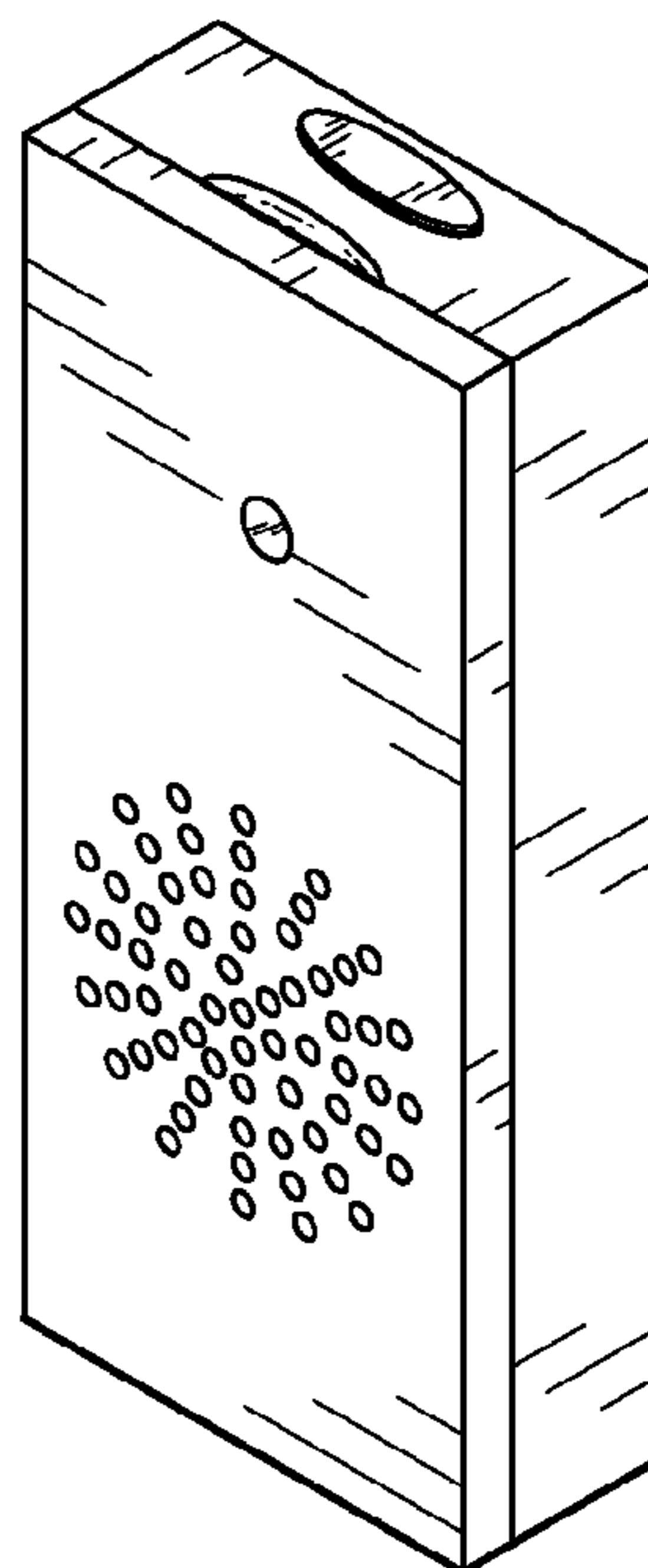
FIG. 3 is a top view of my new and novel design of a door mounted automatic memo;

FIG. 4 is a side view of my new and novel design of a door mounted automatic memo;

FIG. 5 is a rear view of my new and novel design of a door mounted automatic memo; and,

FIG. 6 is a bottom view of my new and novel design of a door mounted automatic memo.

1 Claim, 1 Drawing Sheet



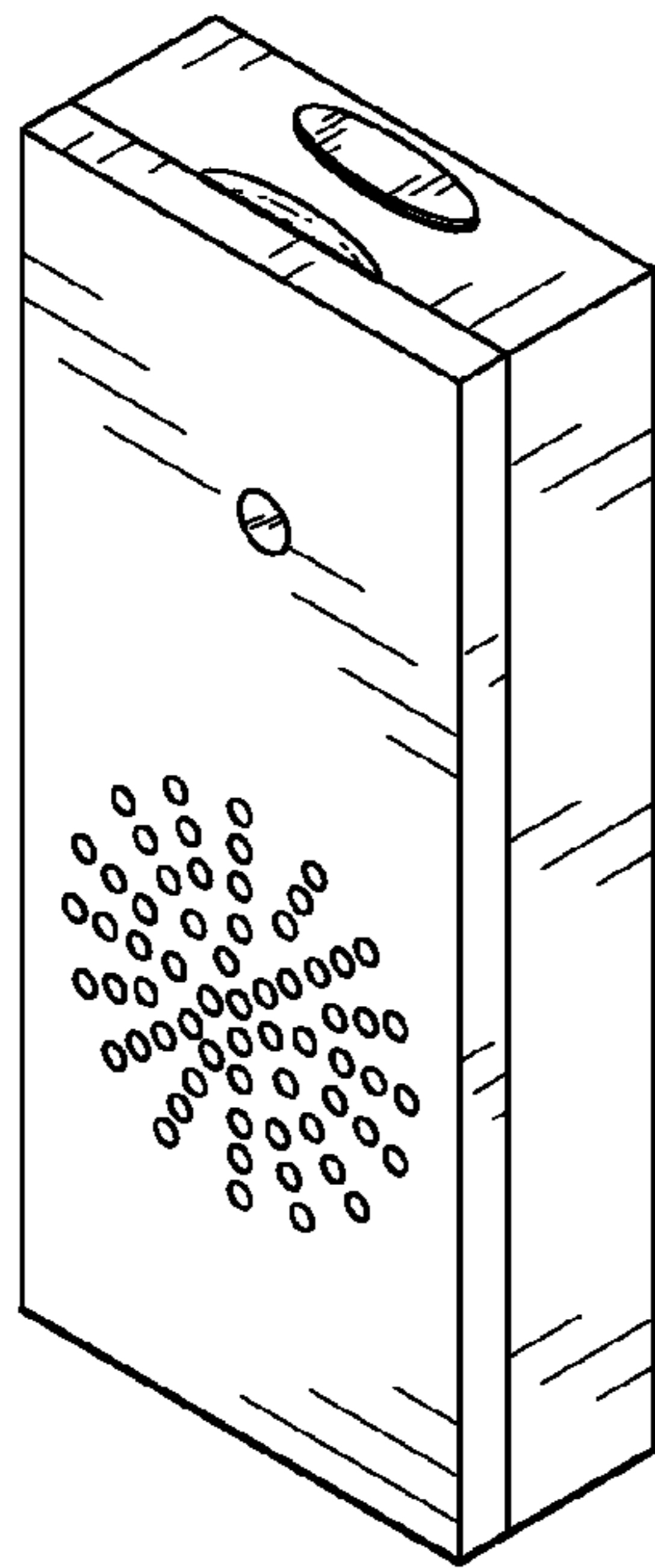


FIG. 1

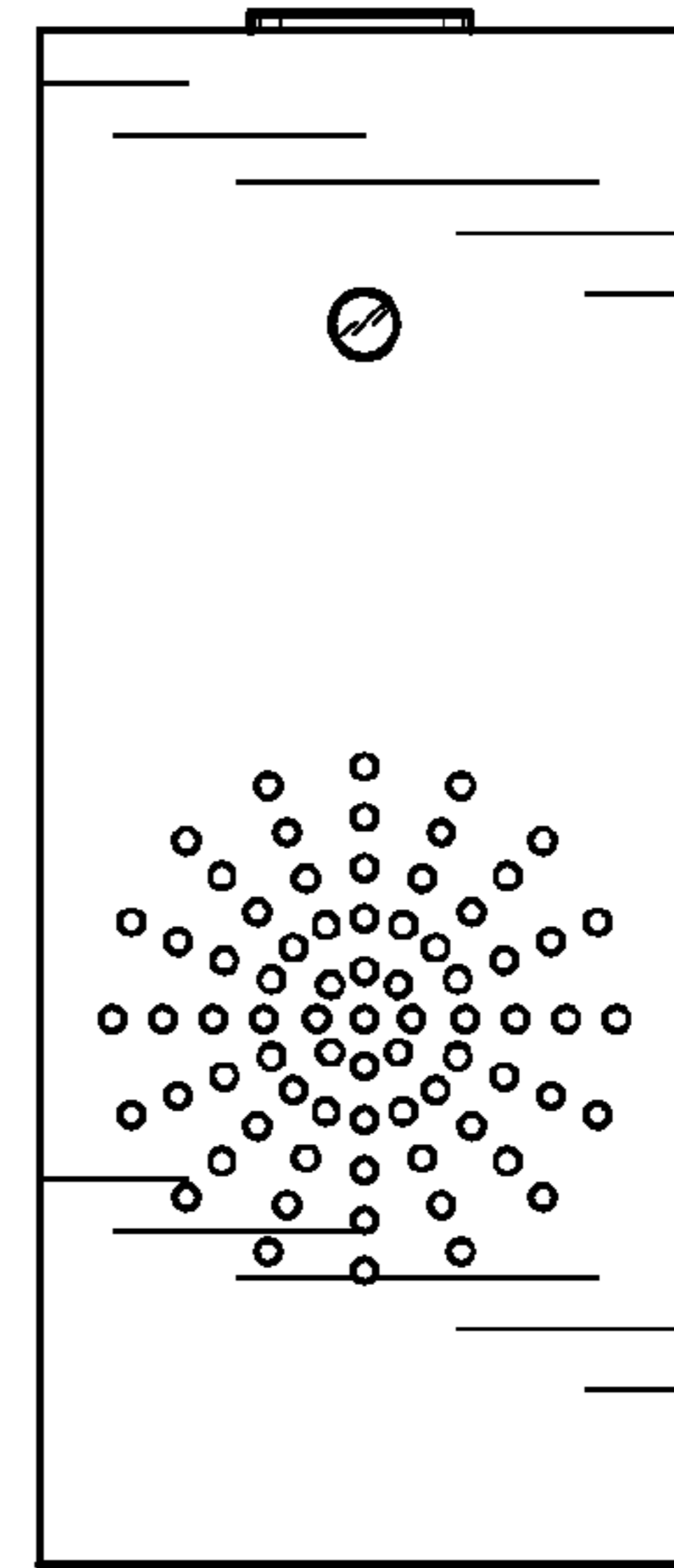


FIG. 2

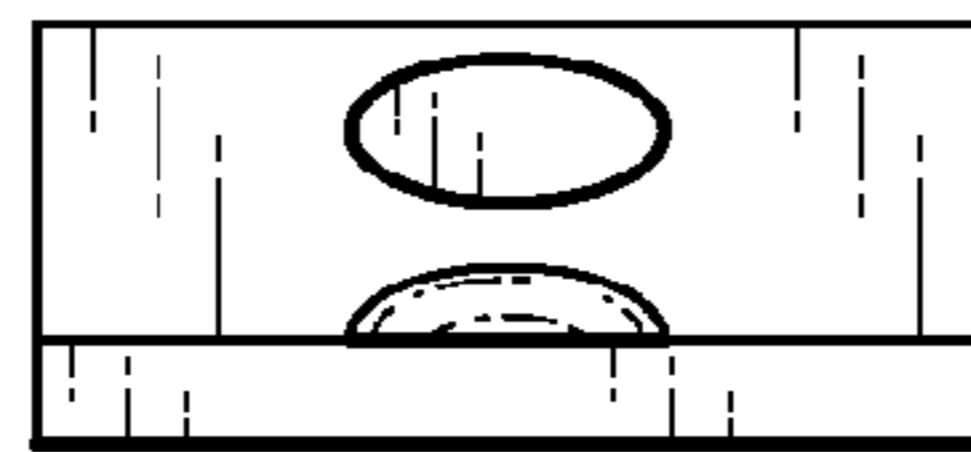


FIG. 3




FIG. 4

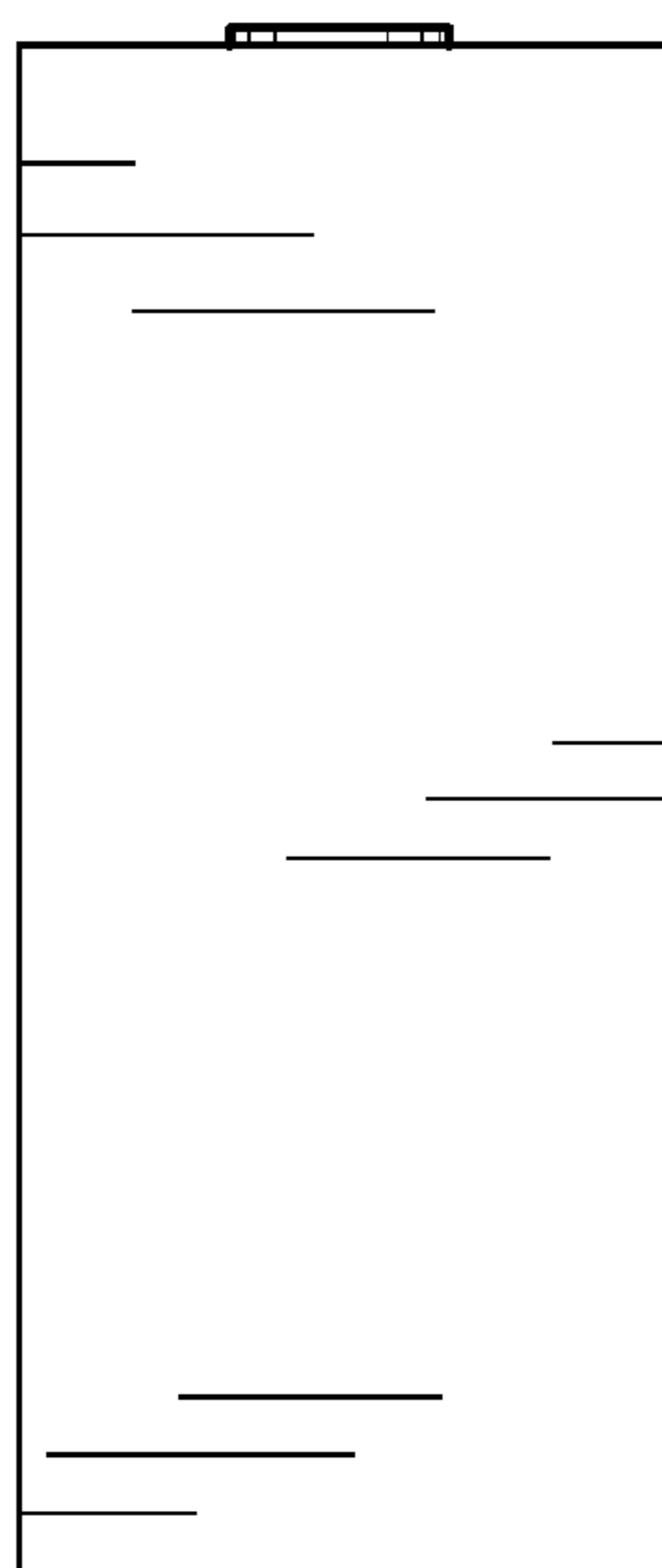


FIG. 5

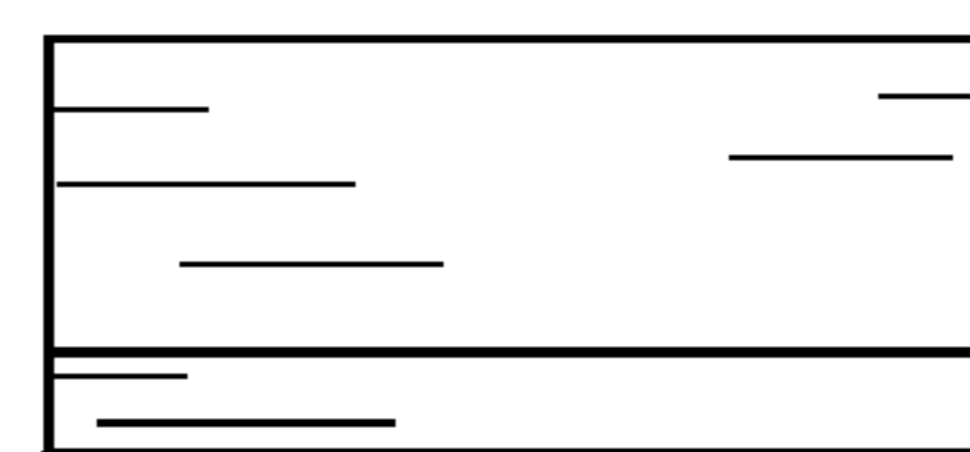


FIG. 6