



US00D597058S

(12) **United States Design Patent**  
**Sheppard**

(10) **Patent No.:** **US D597,058 S**

(45) **Date of Patent:** **\*\* Jul. 28, 2009**

(54) **TELEPHONE BASE**

(75) Inventor: **Nasahn Adam Sheppard**, Mill Valley,  
CA (US)

(73) Assignee: **BCE Inc.**, Verdun, Quebec (CA)

(\*\*) Term: **14 Years**

(21) Appl. No.: **29/292,489**

(22) Filed: **Oct. 12, 2007**

(51) **LOC (9) Cl.** ..... **14-03**

(52) **U.S. Cl.** ..... **D14/142**

(58) **Field of Classification Search** ..... D14/125-130,  
D14/136-137, 140-142, 147-151, 158-159,  
D14/171, 188, 225-226, 240, 243, 247, 251,  
D14/253, 346, 349, 356, 358, 434, 436; 379/88.17,  
379/90.01, 93.17, 387.01, 388.02, 419-420.04,  
379/428.01-428.04, 434-436, 440, 446-447,  
379/454-455; 381/16, 71.1; D13/107-108;  
191/12.2 R; 320/108, 110, 113-115; 455/411,  
455/550.1-90.3; 348/14.01-14.06; D19/10  
See application file for complete search history.

(56) **References Cited**

**U.S. PATENT DOCUMENTS**

- D249,766 S \* 10/1978 Munn ..... D6/312
- D324,305 S \* 3/1992 Prey ..... D3/247
- D428,019 S \* 7/2000 Amron ..... D14/203.7
- D467,247 S \* 12/2002 Pentz ..... D14/436
- D483,746 S \* 12/2003 Hyogo ..... D14/240
- D514,558 S \* 2/2006 Nagel et al. .... D14/341
- D553,153 S \* 10/2007 Kim ..... D14/496
- D556,180 S \* 11/2007 Udagawa et al. .... D14/151

- D571,777 S \* 6/2008 Waterman et al. .... D14/151
- D581,897 S \* 12/2008 Katori ..... D14/151
- D584,281 S \* 1/2009 Kim et al. .... D14/188
- D585,399 S \* 1/2009 Hwang ..... D14/130
- 2005/0126061 A1 \* 6/2005 Lin ..... 40/735

\* cited by examiner

*Primary Examiner*—Ian Simmons

*Assistant Examiner*—Carla Jobe Wright

(74) *Attorney, Agent, or Firm*—Merchant & Gould P.C.

(57) **CLAIM**

The ornamental design for a telephone base, as shown and described.

**DESCRIPTION**

FIG. 1 is a perspective view of a telephone base showing my design;

FIG. 2 is a front elevational view thereof;

FIG. 3 is a rear elevational view thereof;

FIG. 4 is a left side elevational view thereof;

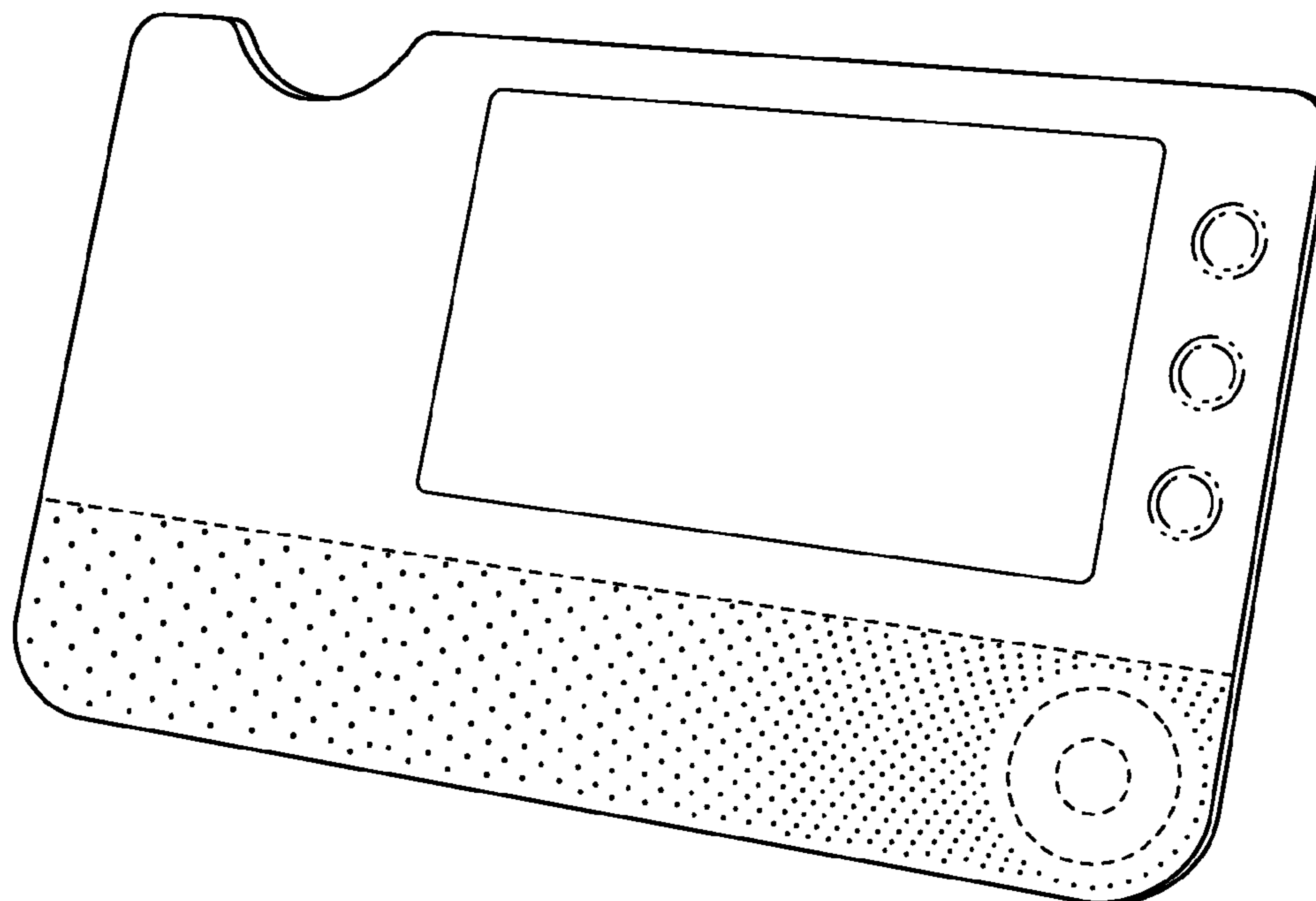
FIG. 5 is a right side elevational view thereof;

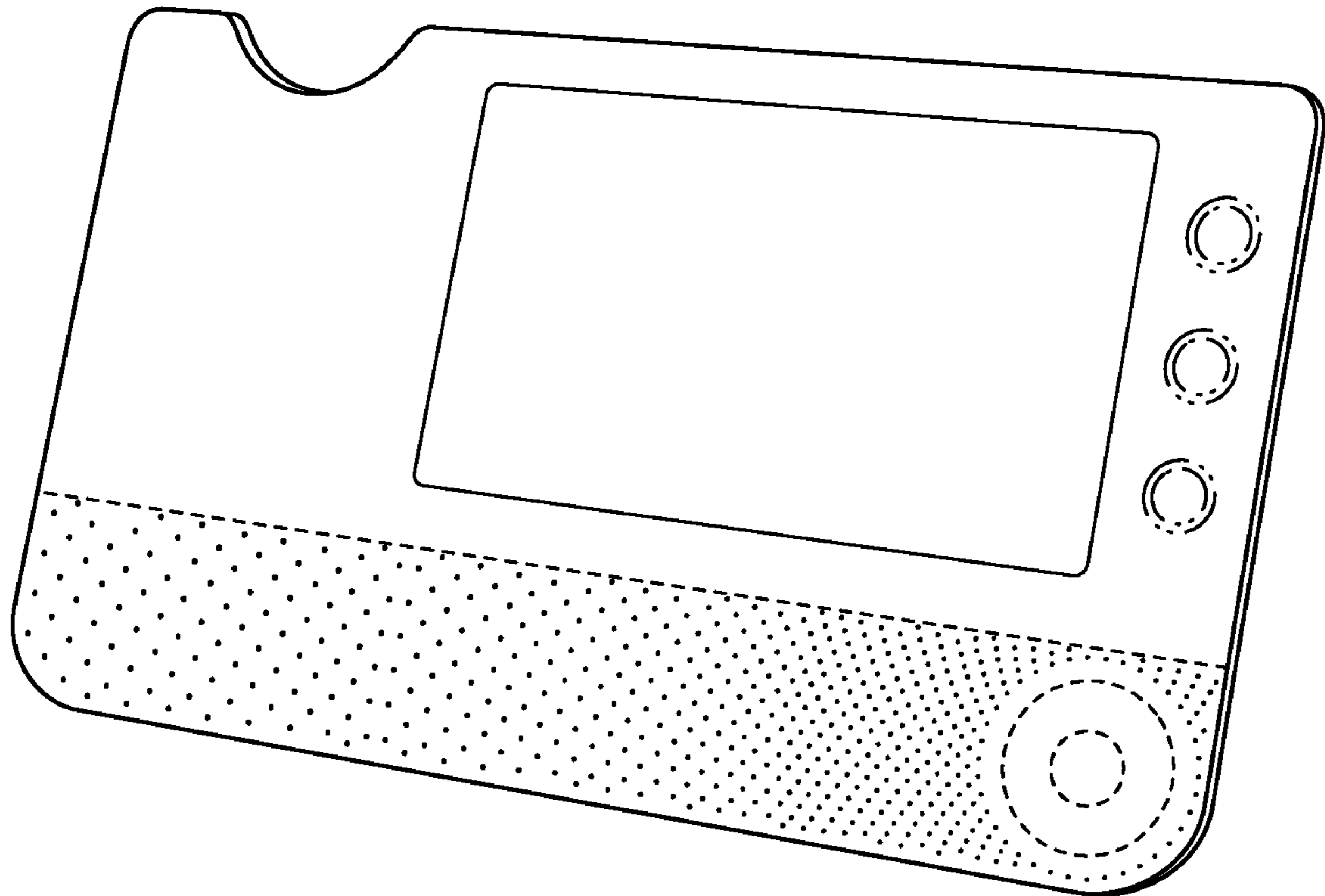
FIG. 6 is a top plan view thereof; and,

FIG. 7 is a bottom plan view thereof.

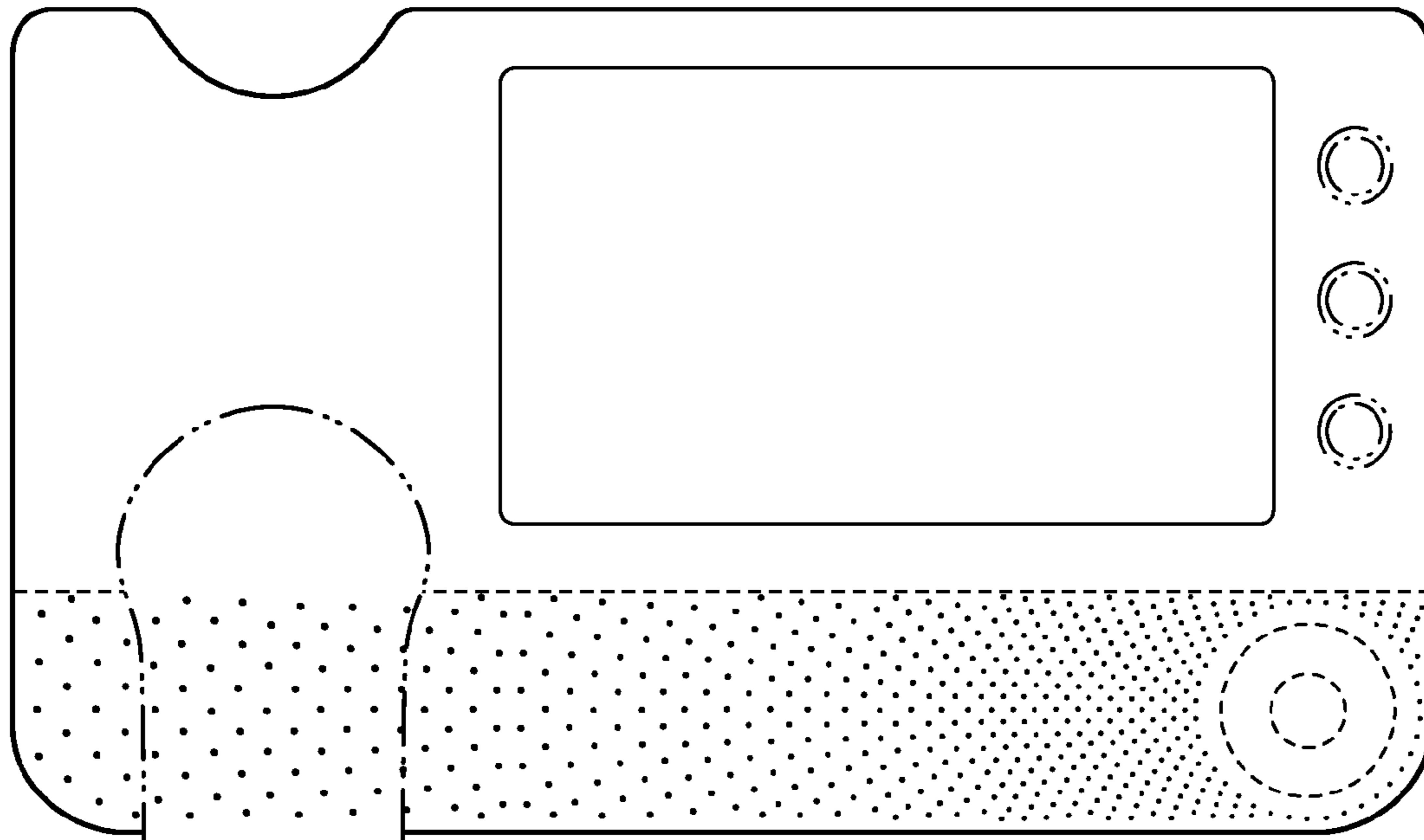
The broken lines that show the outermost periphery of non-claimed features represent the boundaries of the claimed design while all other broken lines are directed to environment and are for illustrative purposes only; the broken lines and unshaded portions of the telephone base form no part of the claimed design.

**1 Claim, 3 Drawing Sheets**







**FIG. 1**




**FIG. 2**



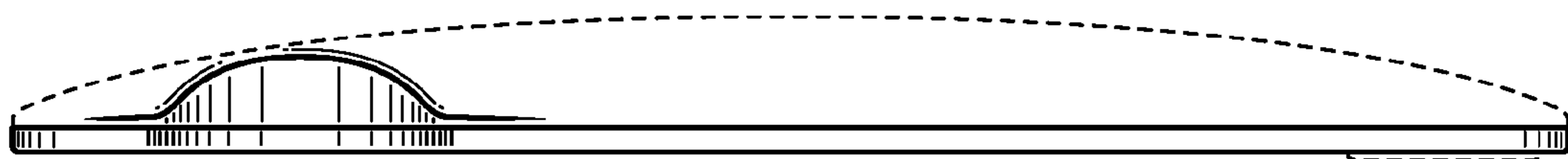
**FIG. 3**



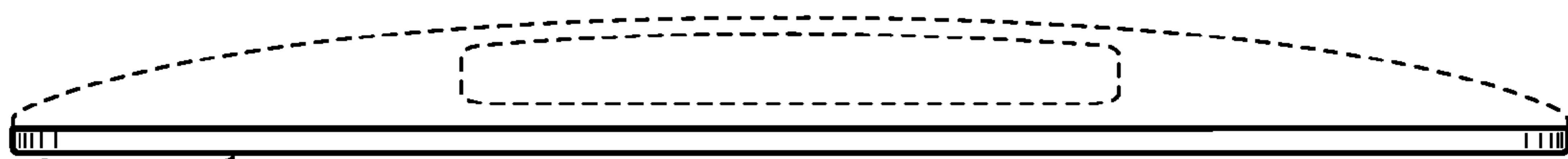
**FIG. 4**



**FIG. 5**



**FIG. 6**



**FIG. 7**

UNITED STATES PATENT AND TRADEMARK OFFICE  
**CERTIFICATE OF CORRECTION**

PATENT NO. : Des. 597,058 S  
APPLICATION NO. : 29/292489  
DATED : July 28, 2009  
INVENTOR(S) : Sheppard

Page 1 of 5

It is certified that error appears in the above-identified patent and that said Letters Patent is hereby corrected as shown below:

The title page showing the illustrative figure should be deleted to be replaced with the attached title page.

The drawing sheets, consisting of Figs. 1-7 should be deleted to be replaced with the drawing sheets, consisting of Figs. 1-7, as shown on the attached pages.

Signed and Sealed this

Twentieth Day of July, 2010

A handwritten signature in black ink that reads "David J. Kappos". The signature is written in a cursive, flowing style.

David J. Kappos  
*Director of the United States Patent and Trademark Office*

(12) **United States Design Patent** (10) **Patent No.:** **US D597,058 S**  
**Sheppard** (45) **Date of Patent:** **\*\* Jul. 28, 2009**

(54) **TELEPHONE BASE**

(75) **Inventor:** **Nasahn Adam Sheppard, Mill Valley, CA (US)**

(73) **Assignee:** **BCE Inc., Verdun, Quebec (CA)**

(\*\*) **Term:** **14 Years**

(21) **Appl. No.:** **29/292,489**

(22) **Filed:** **Oct. 12, 2007**

(51) **LOC (9) Cl.** ..... **14-03**

(52) **U.S. Cl.** ..... **D14/142**

(58) **Field of Classification Search** ..... **D14/125-130, D14/136-137, 140-142, 147-151, 158-159, D14/171, 188, 225-226, 240, 243, 247, 251, D14/253, 346, 349, 356, 358, 434, 436, 379/88.17, 379/90.01, 93.17, 387.01, 388.02, 419-420.04, 379/428.01-428.04, 434-436, 440, 446-447, 379/454-455; 381/16, 71.1; D13/107-108; 191/12.2 R; 320/108, 110, 113-115; 455/411, 455/550.1-90.3; 348/14.01-14.06; D19/10**  
 See application file for complete search history.

(56) **References Cited**

**U.S. PATENT DOCUMENTS**

- D249,766 S \* 10/1978 Munn ..... D6/312
- D324,305 S \* 3/1992 Prey ..... D3/247
- D428,019 S \* 7/2000 Amron ..... D14/203 7
- D467,247 S \* 12/2002 Pentz ..... D14/436
- D483,746 S \* 12/2003 Hyogo ..... D14/240
- D514,558 S \* 2/2006 Nagel et al. .... D14/341
- D553,153 S \* 10/2007 Kim ..... D14/496
- D556,180 S \* 11/2007 Udagawa et al. .... D14/151

- D571,777 S \* 6/2008 Waterman et al. .... D14/151
- D581,897 S \* 12/2008 Katori ..... D14/151
- D584,281 S \* 1/2009 Kim et al. .... D14/188
- D585,399 S \* 1/2009 Hwang ..... D14/130
- 2005/0126061 A1\* 6/2005 Lin ..... 40/735

\* cited by examiner

*Primary Examiner*—Ian Simmons  
*Assistant Examiner*—Carla Jobe Wright  
 (74) *Attorney, Agent, or Firm*—Merchant & Gould P.C.

(57) **CLAIM**

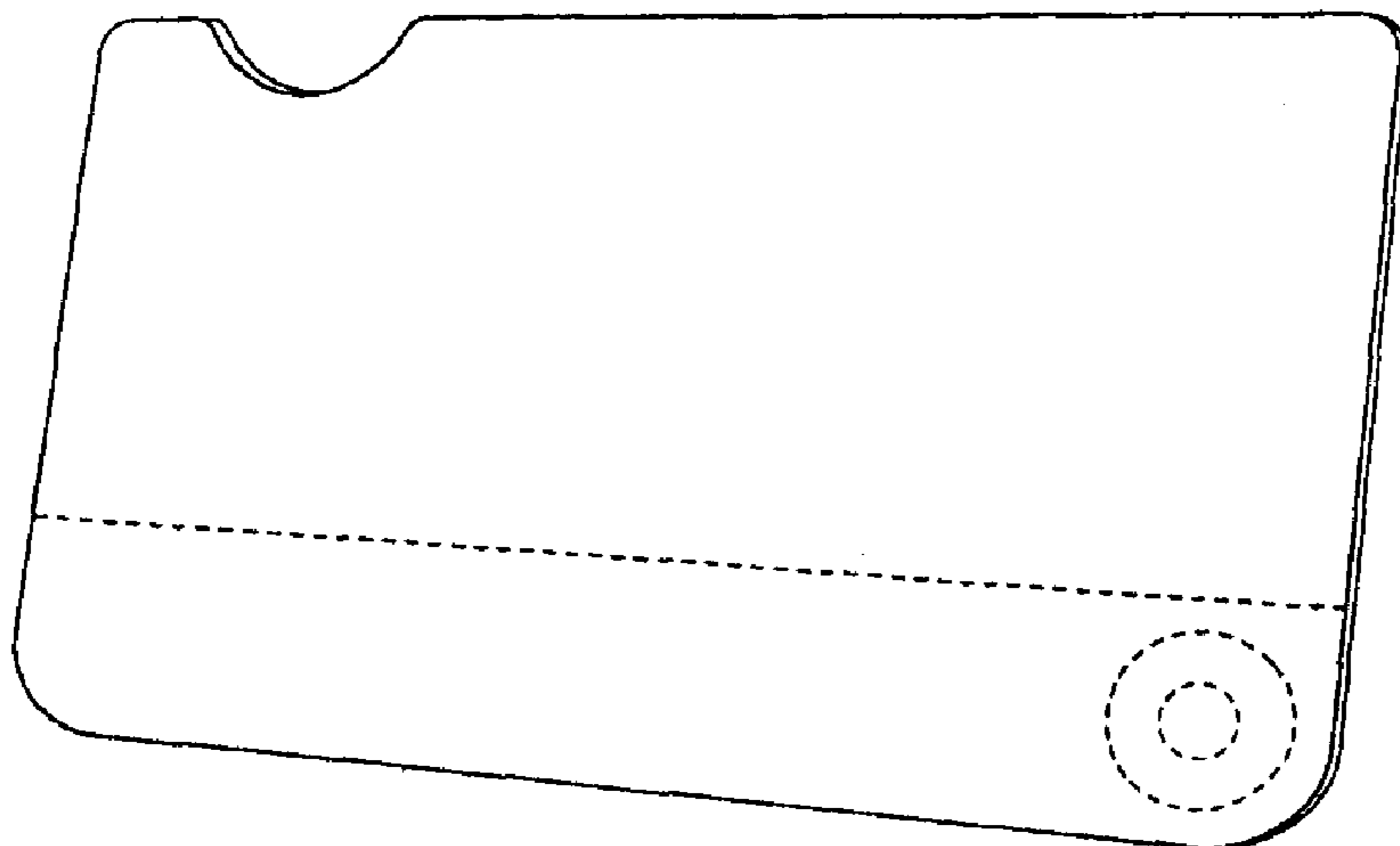
The ornamental design for a telephone base, as shown and described.

**DESCRIPTION**

FIG. 1 is a perspective view of a telephone base showing my design;  
 FIG. 2 is a front elevational view thereof;  
 FIG. 3 is a rear elevational view thereof;  
 FIG. 4 is a left side elevational view thereof;  
 FIG. 5 is a right side elevational view thereof;  
 FIG. 6 is a top plan view thereof; and,  
 FIG. 7 is a bottom plan view thereof.

The broken lines that show the outermost periphery of non-claimed features represent the boundaries of the claimed design while all other broken lines are directed to environment and are for illustrative purposes only; the broken lines and unshaded portions of the telephone base form no part of the claimed design.

**1 Claim, 3 Drawing Sheets**



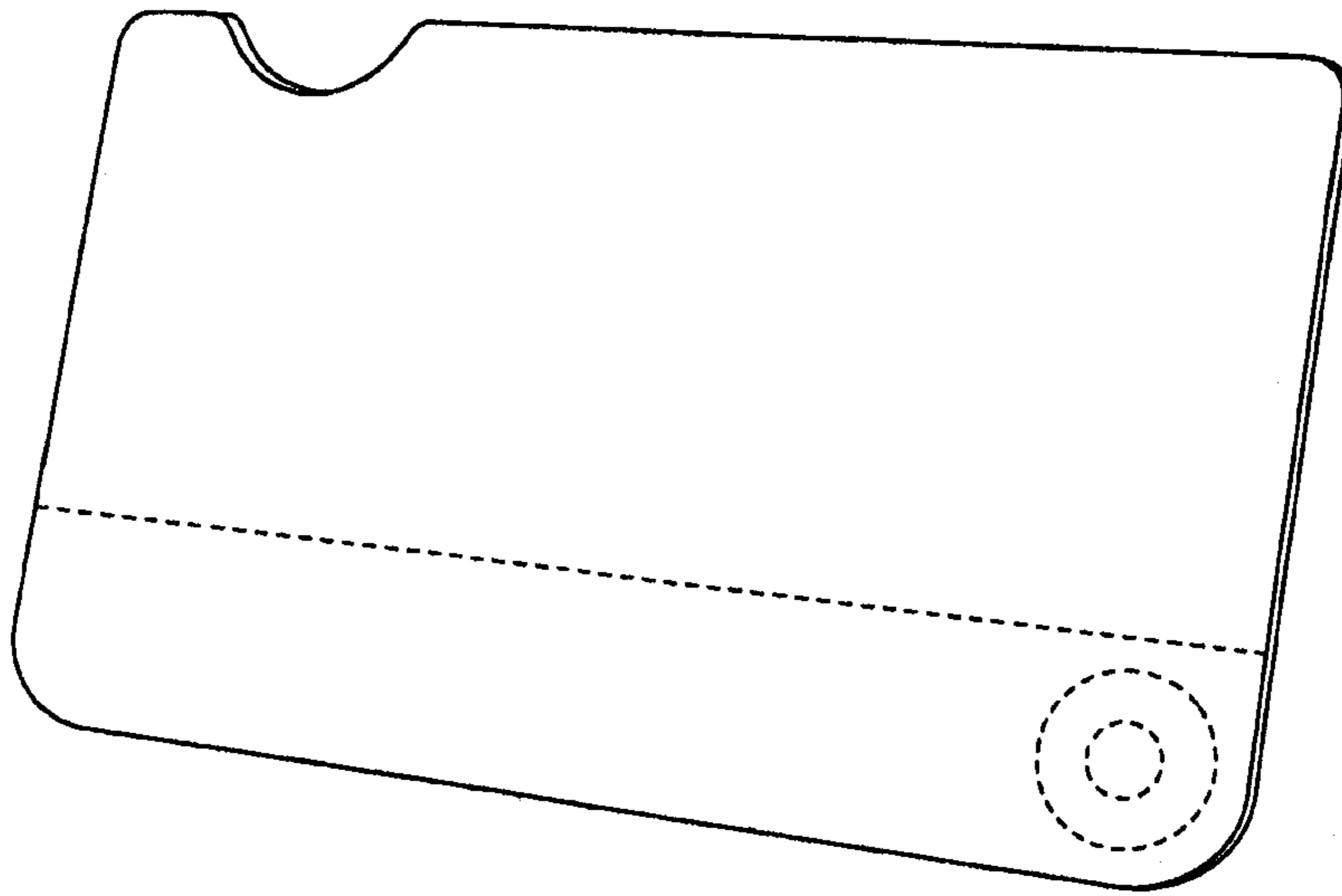


FIG. 1

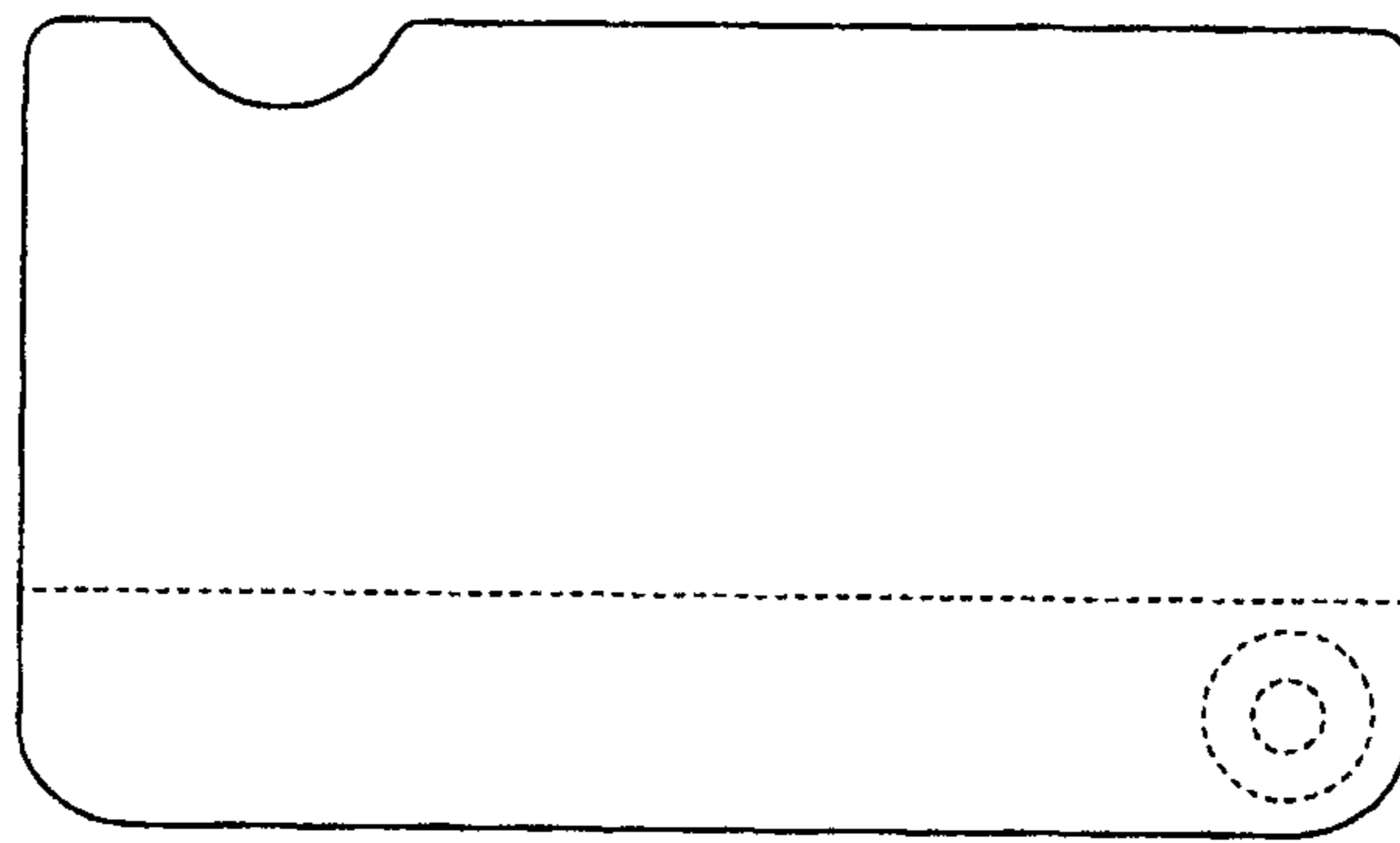


FIG. 2

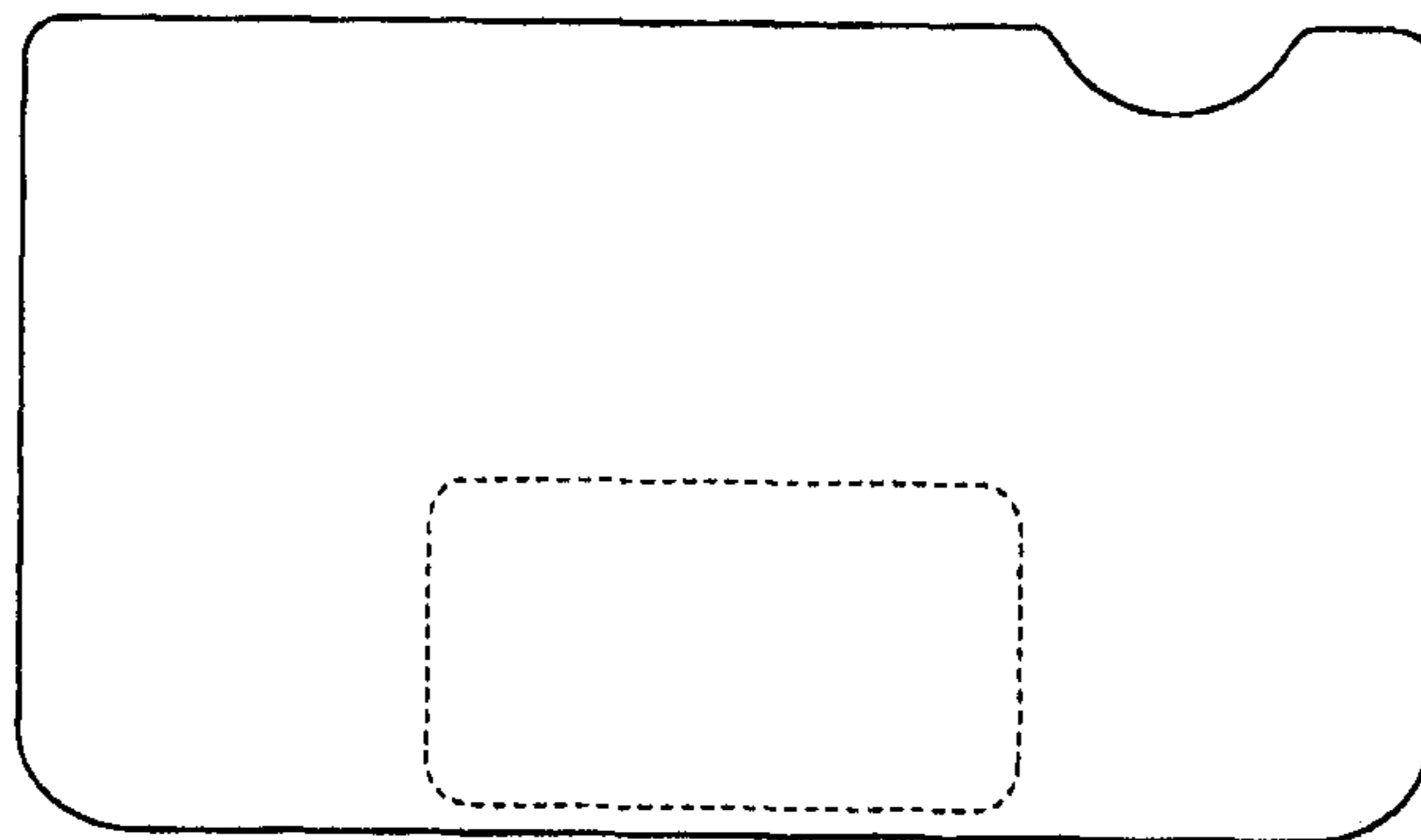


FIG. 3





FIG. 4



FIG. 5




FIG. 6




FIG. 7

UNITED STATES PATENT AND TRADEMARK OFFICE  
**CERTIFICATE OF CORRECTION**

PATENT NO. : D597,058 S  
APPLICATION NO. : 29/292489  
DATED : July 28, 2009  
INVENTOR(S) : Sheppard

Page 1 of 1

It is certified that error appears in the above-identified patent and that said Letters Patent is hereby corrected as shown below:

Title page: Item (30) Foreign Application Priority Data: insert omitted foreign application  
priority data as follows: --May 16, 2007 CA 120747--

Signed and Sealed this  
Thirty-first Day of July, 2012

A handwritten signature in black ink that reads "David J. Kappos". The signature is written in a cursive style with a large initial "D".

David J. Kappos  
*Director of the United States Patent and Trademark Office*