



US00D597057S

(12) **United States Design Patent**  
**Sheppard**

(10) **Patent No.:** **US D597,057 S**

(45) **Date of Patent:** **\*\* Jul. 28, 2009**

(54) **TELEPHONE BASE**

2005/0126061 A1\* 6/2005 Lin ..... 40/735

\* cited by examiner

(75) Inventor: **Nasahn Adam Sheppard**, Mill Valley,  
CA (US)

*Primary Examiner*—Ian Simmons

*Assistant Examiner*—Carla Jobe Wright

(73) Assignee: **BCE Inc.**, Verdun, Quebec (CA)

(74) *Attorney, Agent, or Firm*—Merchant & Gould P.C.

(\*\*) Term: **14 Years**

(57) **CLAIM**

(21) Appl. No.: **29/292,483**

The ornamental design for a telephone base, as shown and described.

(22) Filed: **Oct. 12, 2007**

**DESCRIPTION**

(51) **LOC (9) Cl.** ..... **14-03**

(52) **U.S. Cl.** ..... **D14/142**

(58) **Field of Classification Search** ..... D14/125–130,  
D14/136–137, 140–142, 147–151, 158–159,  
D14/171, 188, 225–226, 240, 243, 247, 251,  
D14/253, 346, 349, 356, 358, 434, 436; 379/88.17,  
379/90.01, 93.17, 387.01, 388.02, 419–420.04,  
379/428.01–428.04, 434–436, 440, 446–447,  
379/454–455; 381/16, 71.1; D13/107–108;  
191/12.2 R; 320/108, 110, 113–115; 455/411,  
455/550.1–90.3; 348/14.01–14.06; D19/10

See application file for complete search history.

FIG. 1 is a perspective view of a telephone base showing my new design;

FIG. 2 is a front elevational view thereof;

FIG. 3 is a rear elevational view thereof;

FIG. 4 is a left side elevational view thereof;

FIG. 5 is a right side elevational view thereof;

FIG. 6 is a top plan view thereof; and

FIG. 7 is a bottom plan view thereof.

FIG. 8 is a perspective view of a second embodiment of the telephone base;

FIG. 9 is a front elevational view thereof;

FIG. 10 is a rear elevational view thereof;

FIG. 11 is a left side elevational view thereof;

FIG. 12 is a right side elevational view thereof;

FIG. 13 is a top plan view thereof; and,

FIG. 14 is a bottom view thereof.

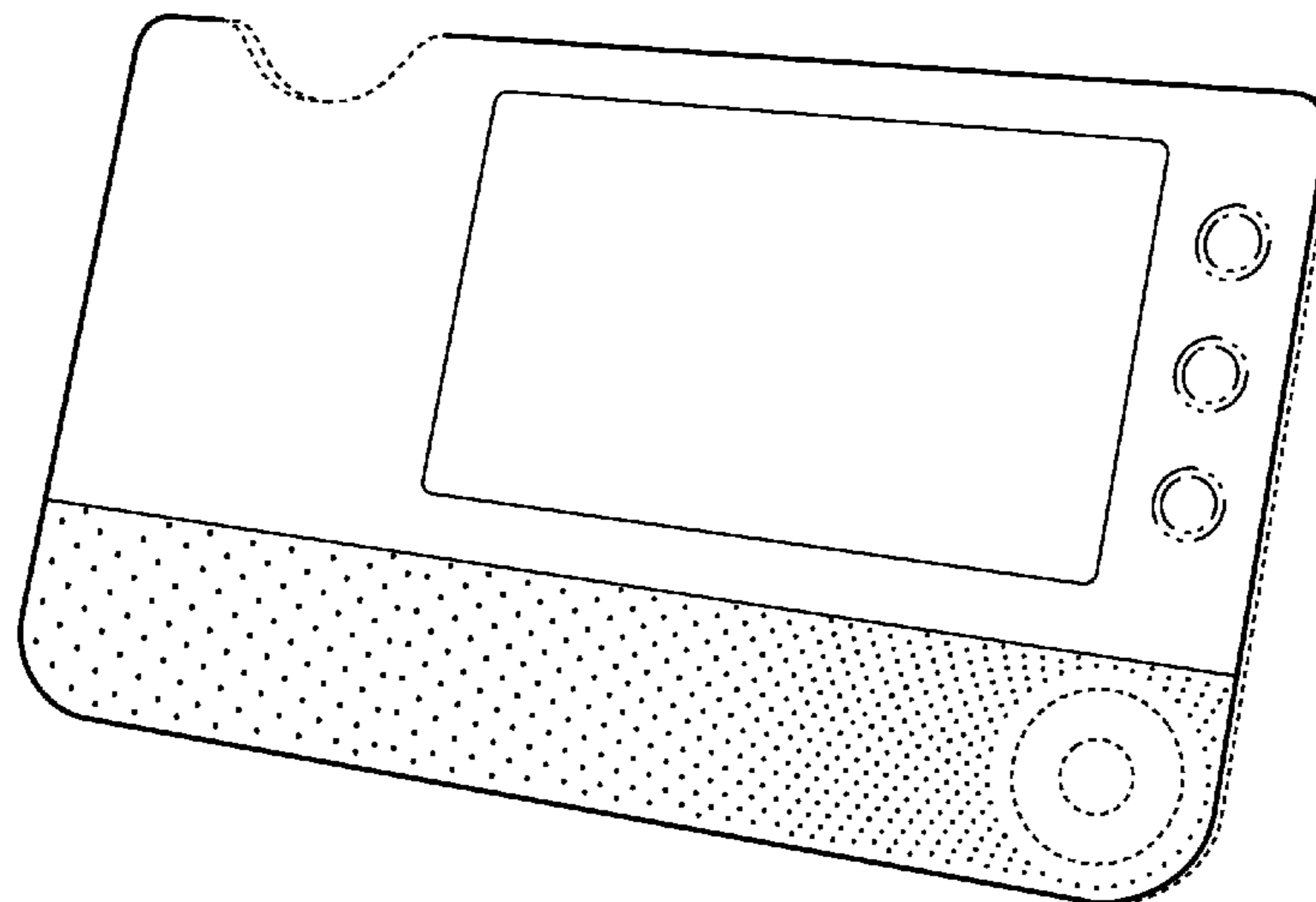
The broken lines that show the outermost periphery of non-claimed features represent the boundaries of the claimed design while all other broken lines are directed to environment and are for illustrative purposes only; the broken lines and unshaded portions of the telephone base form no part of the claimed design.

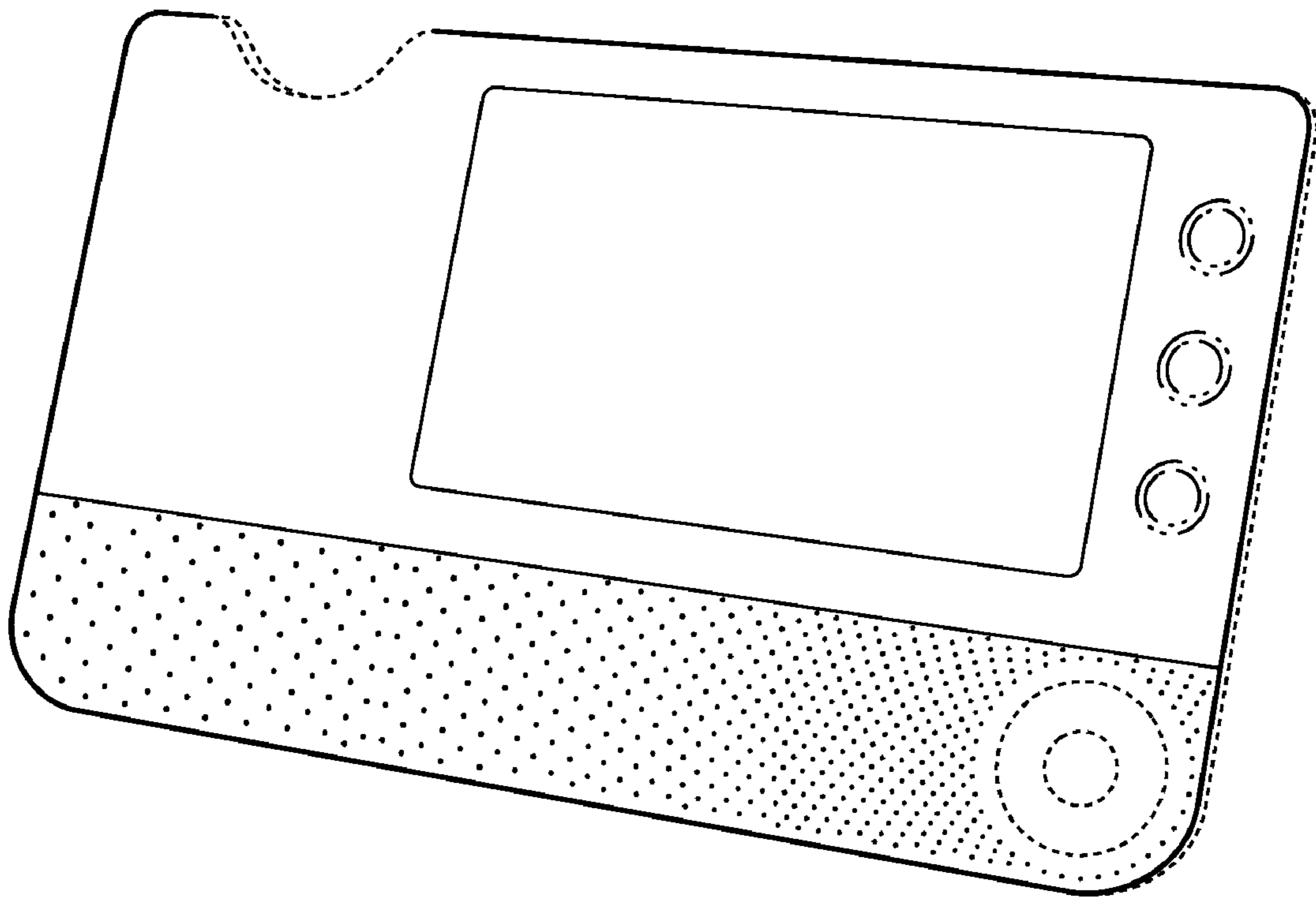
(56) **References Cited**

**U.S. PATENT DOCUMENTS**

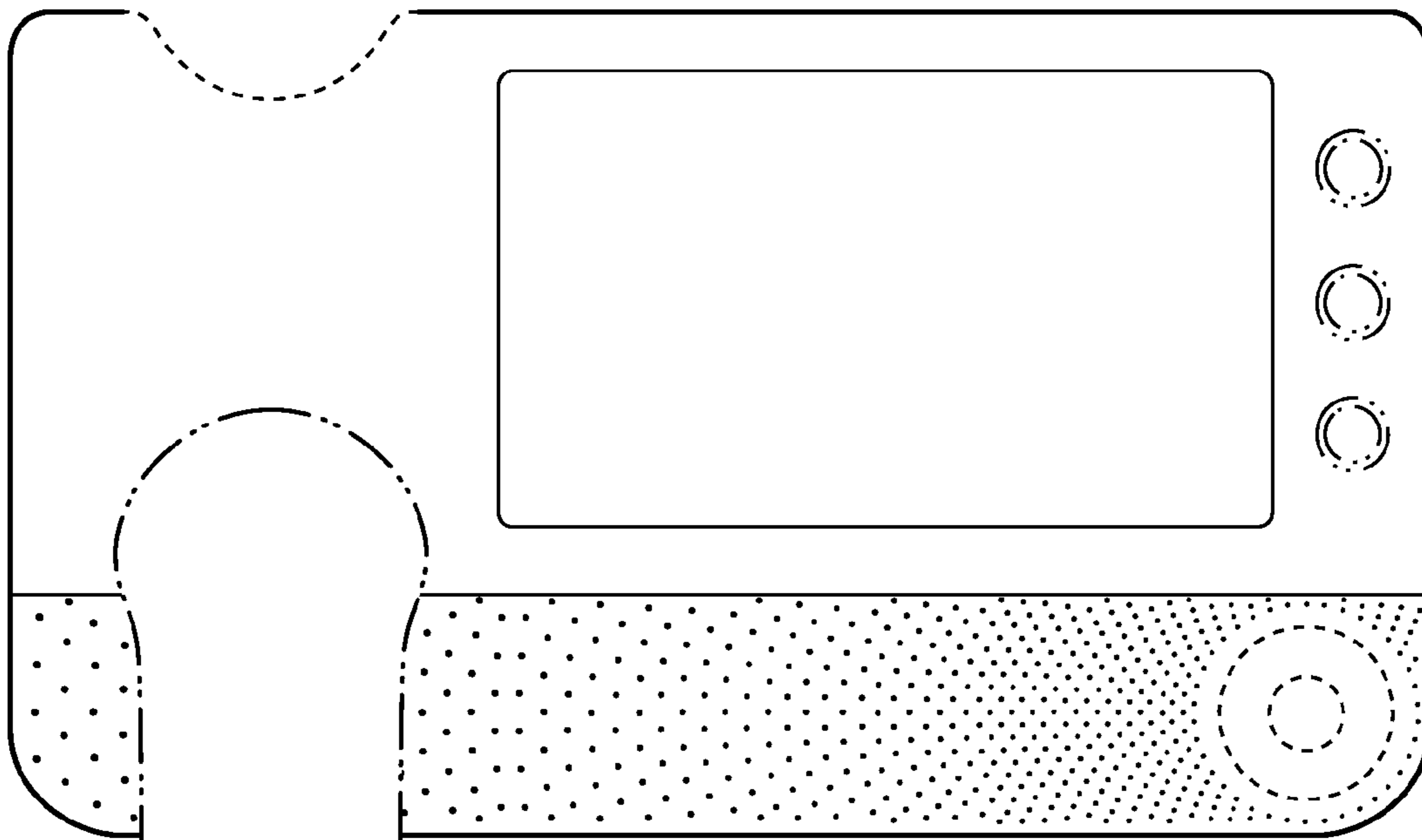
|            |   |         |                 |       |           |
|------------|---|---------|-----------------|-------|-----------|
| D249,766 S | * | 10/1978 | Munn            | ..... | D6/312    |
| D324,305 S | * | 3/1992  | Prey            | ..... | D3/247    |
| D340,701 S | * | 10/1993 | Takeuchi        | ..... | D14/341   |
| D428,019 S | * | 7/2000  | Amron           | ..... | D14/203.7 |
| D514,558 S | * | 2/2006  | Nagel et al.    | ..... | D14/341   |
| D553,153 S | * | 10/2007 | Kim             | ..... | D14/496   |
| D556,180 S | * | 11/2007 | Udagawa et al.  | ..... | D14/151   |
| D571,777 S | * | 6/2008  | Waterman et al. | ..... | D14/151   |
| D576,618 S | * | 9/2008  | Wong            | ..... | D14/341   |
| D581,897 S | * | 12/2008 | Katori          | ..... | D14/151   |
| D582,875 S | * | 12/2008 | Haspil et al.   | ..... | D14/138 G |
| D584,281 S | * | 1/2009  | Kim et al.      | ..... | D14/188   |

**1 Claim, 6 Drawing Sheets**






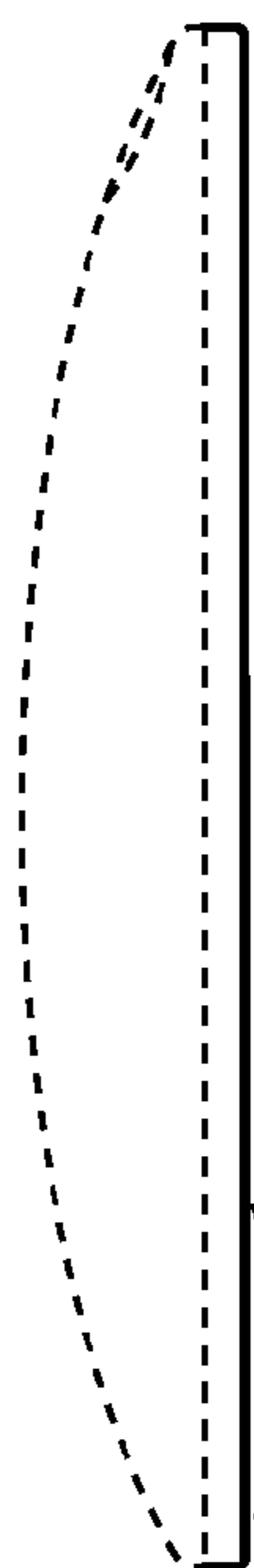
**FIG. 1**



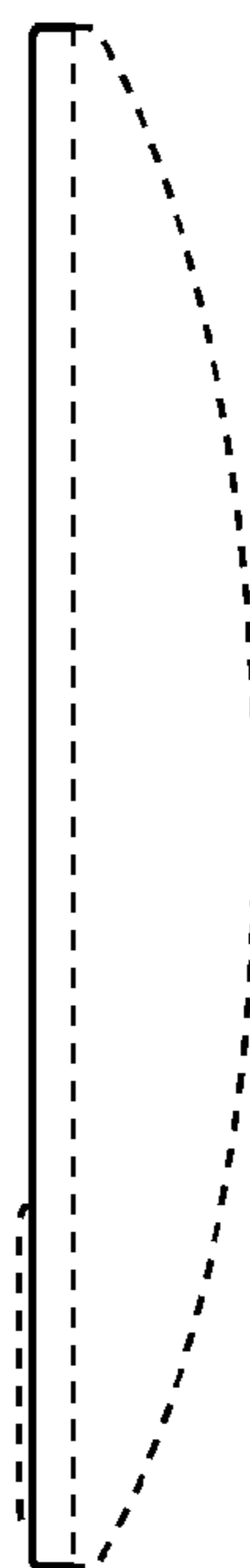
**FIG. 2**



**FIG. 3**



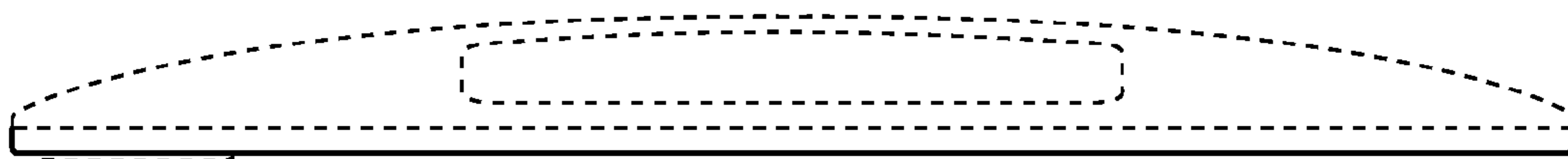
**FIG. 4**



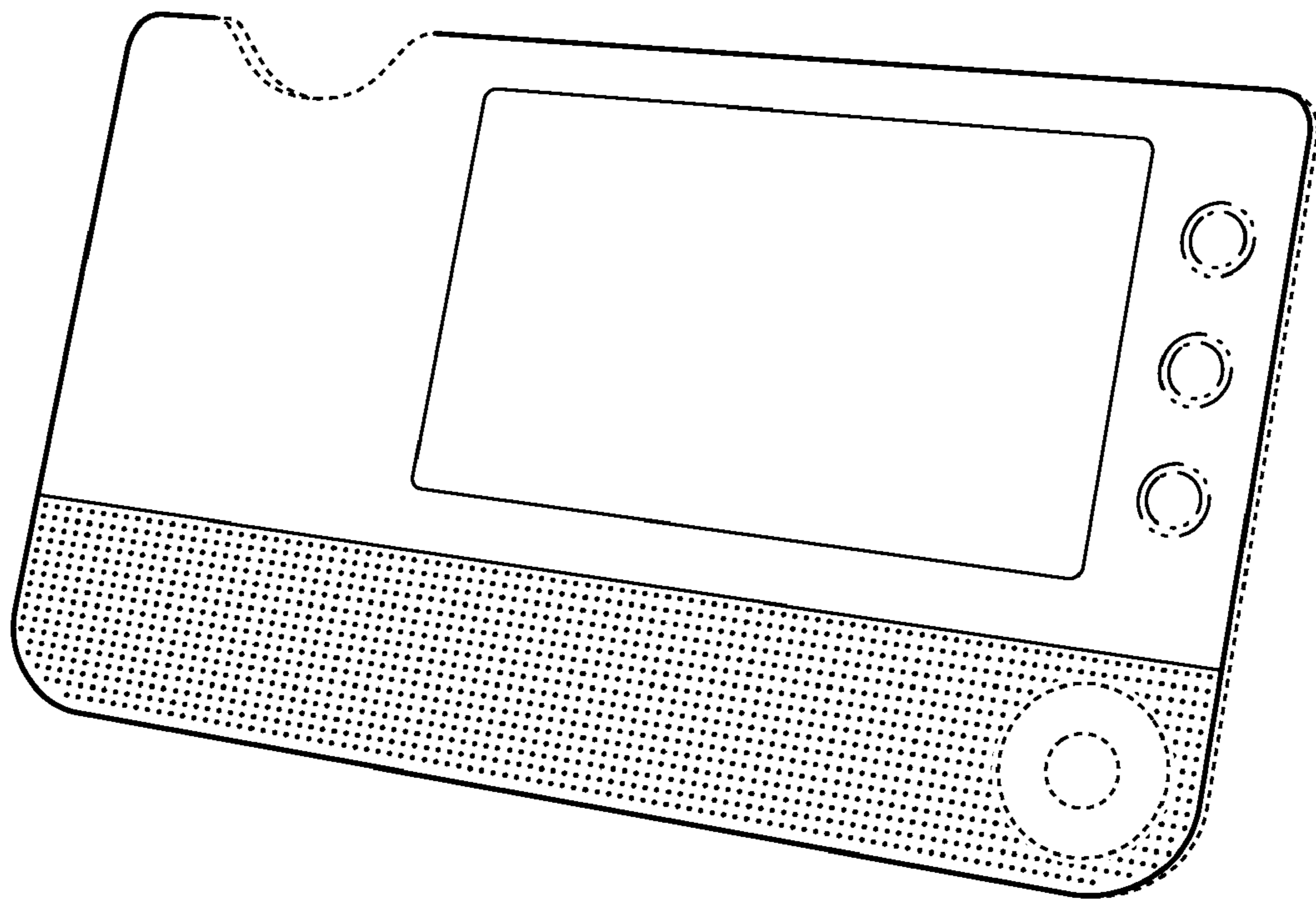
**FIG. 5**



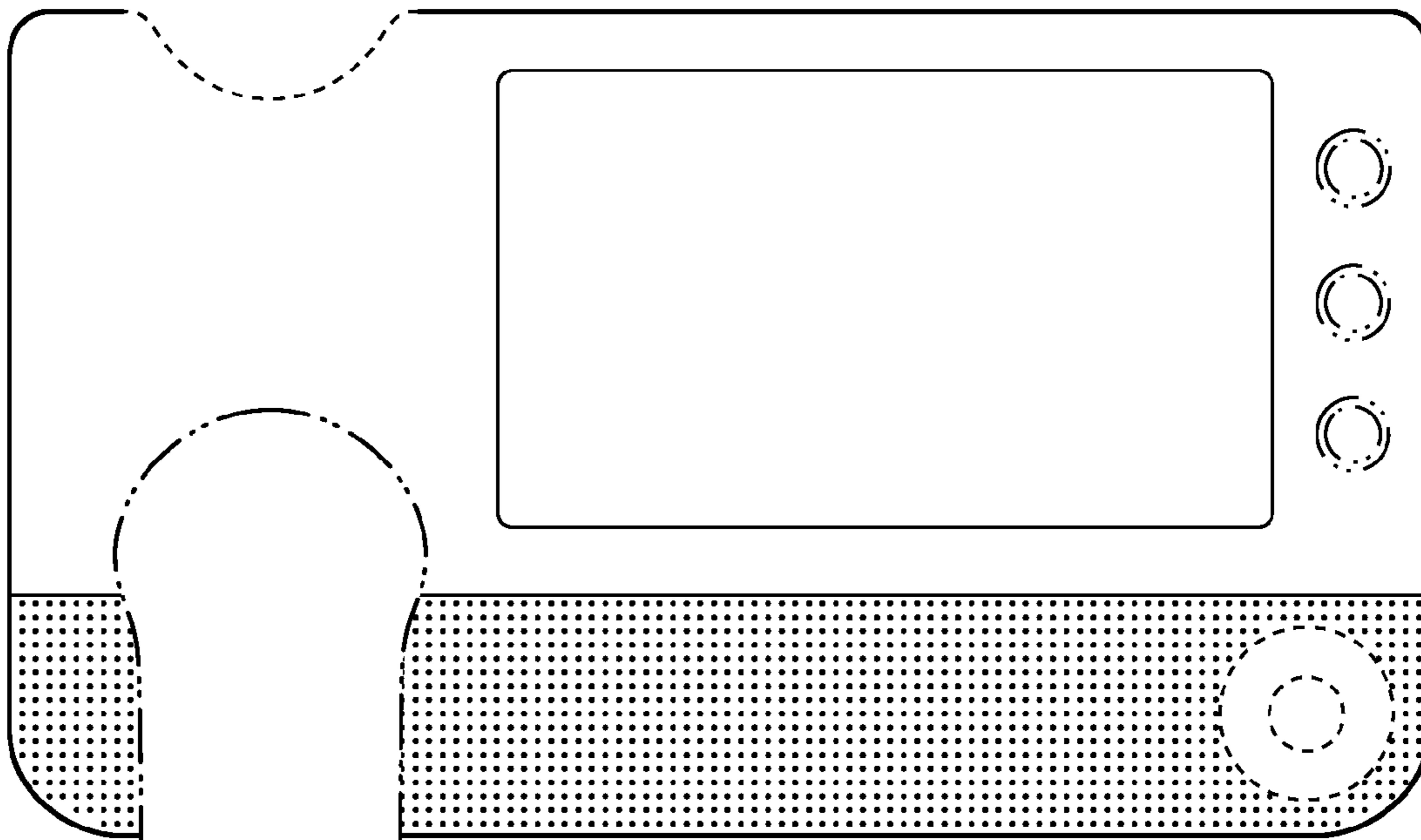
**FIG. 6**




**FIG. 7**



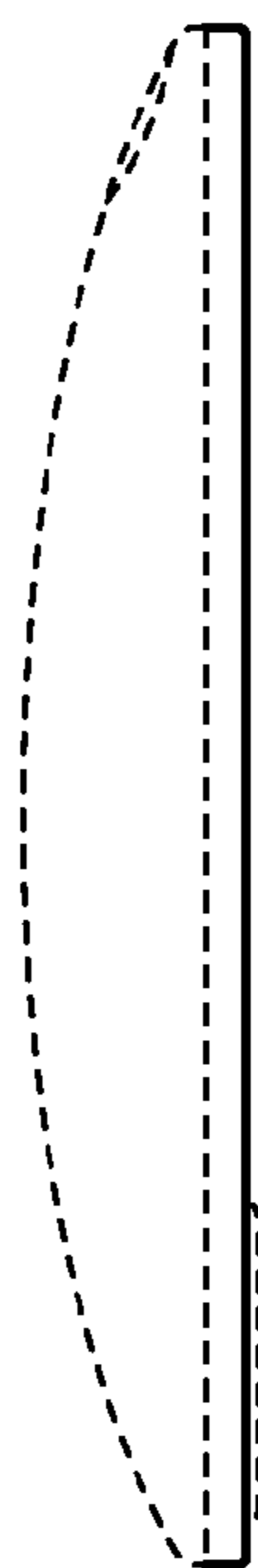
**FIG. 8**



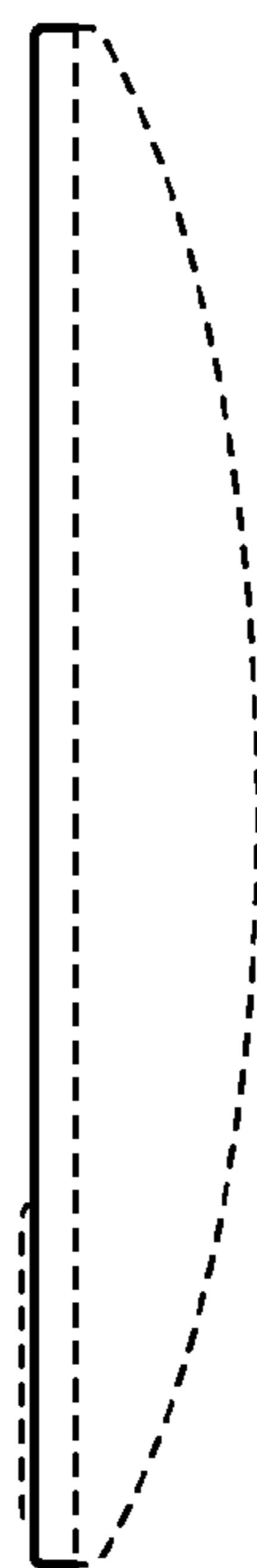
**FIG. 9**



**FIG. 10**



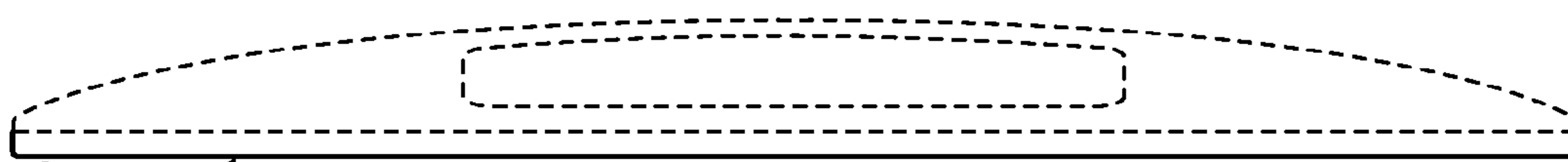
**FIG. 11**



**FIG. 12**



**FIG. 13**



**FIG. 14**

UNITED STATES PATENT AND TRADEMARK OFFICE  
**CERTIFICATE OF CORRECTION**

PATENT NO. : Des. 597,057 S  
APPLICATION NO. : 29/292483  
DATED : July 28, 2009  
INVENTOR(S) : Sheppard

Page 1 of 8

It is certified that error appears in the above-identified patent and that said Letters Patent is hereby corrected as shown below:

Title page showing the illustrative figure should be deleted to be replaced with the attached title page.

The drawing sheets, consisting of Figs. 1-14 should be deleted to be replaced with the drawing sheets consisting of Figs. 1-14, as shown on attached pages.

Signed and Sealed this

Twentieth Day of July, 2010

A handwritten signature in black ink that reads "David J. Kappos". The signature is written in a cursive, flowing style.

David J. Kappos  
*Director of the United States Patent and Trademark Office*



(12) **United States Design Patent** (10) Patent No.: **US D597,057 S**  
 Sheppard (45) Date of Patent: **Jul. 28, 2009**

(54) **TELEPHONE BASE** 2005/0126061 A1 \* 6/2005 (in ..... 40/735  
 \* cited by examiner

(75) Inventor: **Navahn Adam Sheppard, Mill Valley, CA (US)**  
*Primary Examiner—Ian Simmons*  
*Assistant Examiner—Carla Jobe Wright*  
 (74) *Attorney, Agent, or Firm—Merchant & Gould P.C.*

(73) Assignee: **BCE Inc., Verdun, Quebec (CA)**

(\*\*) Term: **14 Years**

(57) **CLAIM**

(21) Appl. No.: **29/292,483**

The ornamental design for a telephone base, as shown and described.

(22) Filed: **Oct. 12, 2007**

**DESCRIPTION**

(51) **LOC (9) Cl.** ..... 14-03  
 (52) **U.S. Cl.** ..... D14/142  
 (58) **Field of Classification Search** ..... D14/125-130,  
 D14/136-137, 140-142, 147-151, 158-159,  
 D14/171, 188, 225-226, 240, 243, 247, 251,  
 D14/253, 346, 349, 356, 358, 434, 436; 379/88.17,  
 379/90.01, 93.17, 387.01, 388.02, 419-420.04,  
 379/428.01-428.04, 434-436, 440, 446-447,  
 379/454-455; 381/16, 71.1; D13/107-108,  
 191/12.2 R; 320/108, 110, 113-115; 455/411,  
 455/550.1-90.3; 348/14.01-14.06; D19/10  
 See application file for complete search history.

FIG. 1 is a perspective view of a telephone base showing my new design;  
 FIG. 2 is a front elevational view thereof;  
 FIG. 3 is a rear elevational view thereof;  
 FIG. 4 is a left side elevational view thereof;  
 FIG. 5 is a right side elevational view thereof;  
 FIG. 6 is a top plan view thereof; and  
 FIG. 7 is a bottom plan view thereof.  
 FIG. 8 is a perspective view of a second embodiment of the telephone base;  
 FIG. 9 is a front elevational view thereof;  
 FIG. 10 is a rear elevational view thereof;  
 FIG. 11 is a left side elevational view thereof;  
 FIG. 12 is a right side elevational view thereof;  
 FIG. 13 is a top plan view thereof; and,  
 FIG. 14 is a bottom view thereof.

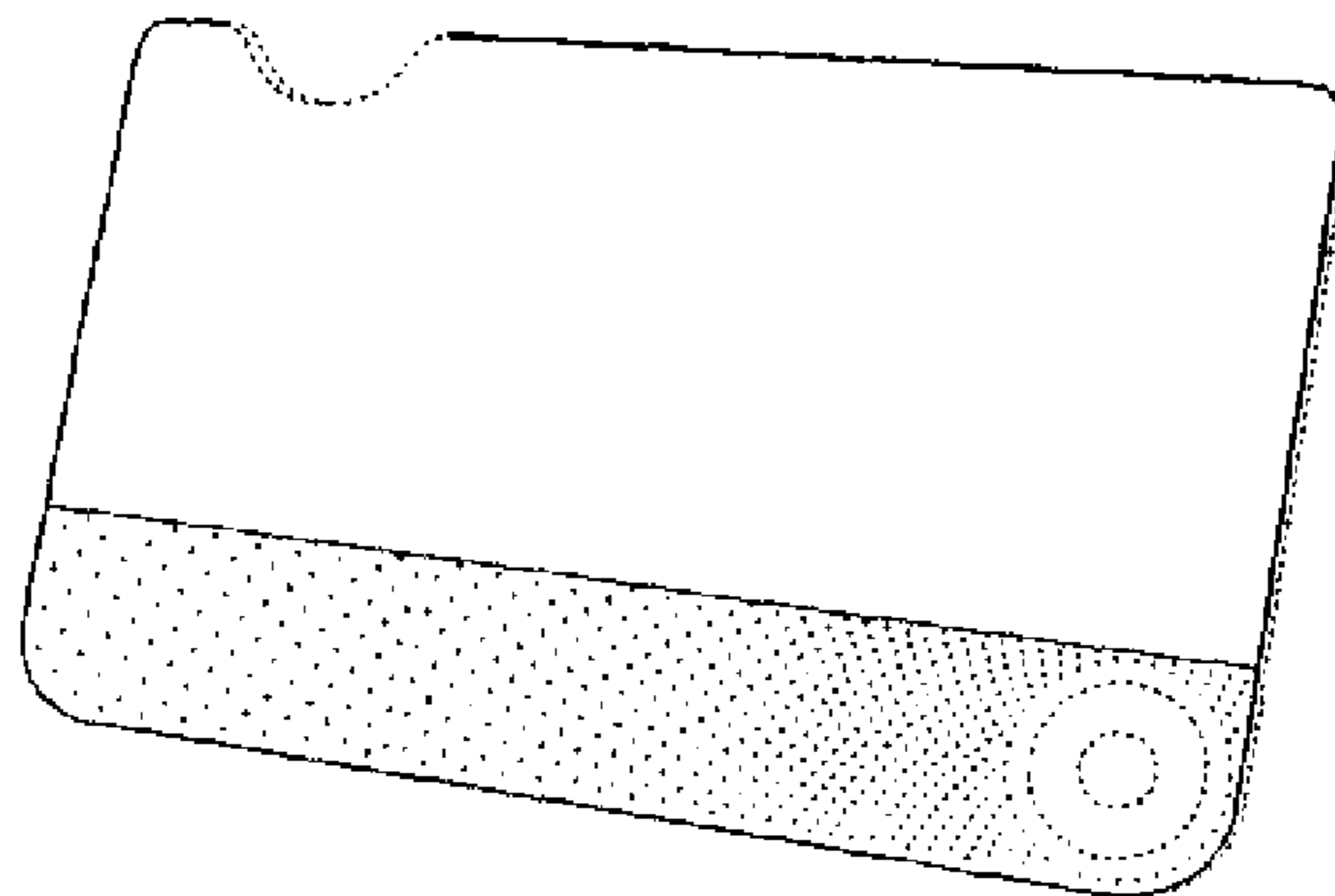
(56) **References Cited**

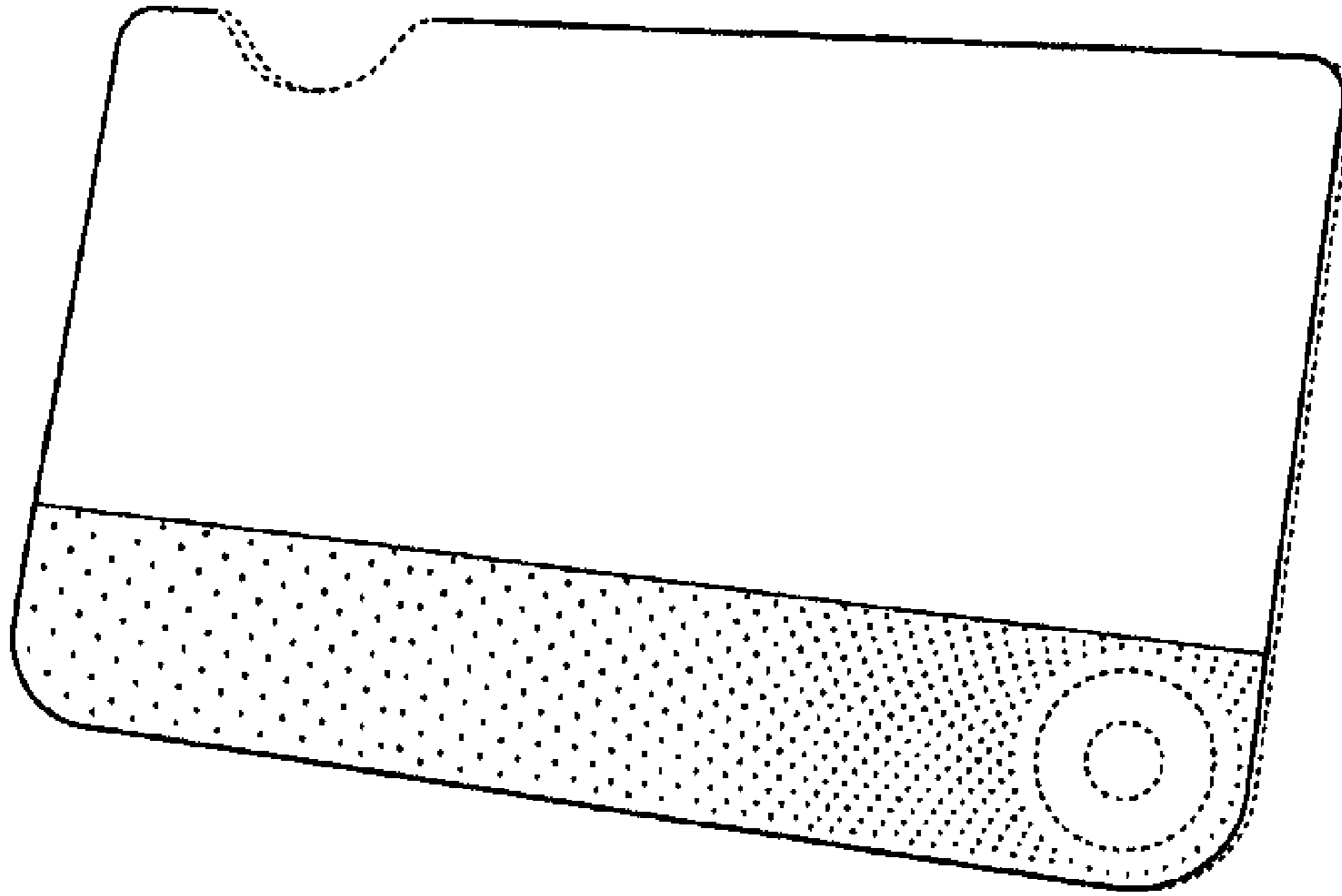
**U.S. PATENT DOCUMENTS**

- D249,766 S \* 10/1978 Munn ..... D6/312
- D324,305 S \* 3/1992 Prey ..... D3/247
- D340,701 S \* 10/1993 Takeuchi ..... D14/341
- D428,019 S \* 7/2000 Amron ..... D14/203.7
- D514,558 S \* 2/2006 Nagel et al. .... D14/341
- D553,153 S \* 10/2007 Kim ..... D14/496
- D556,180 S \* 11/2007 Udagawa et al. .... D14/151
- D571,777 S \* 6/2008 Waterman et al. .... D14/151
- D576,618 S \* 9/2008 Wong ..... D14/341
- D581,897 S \* 12/2008 Katori ..... D14/151
- D582,875 S \* 12/2008 Haspil et al. .... D14/138 G
- D584,281 S \* 1/2009 Kim et al ..... D14/188

The broken lines that show the outermost periphery of non-claimed features represent the boundaries of the claimed design while all other broken lines are directed to environment and are for illustrative purposes only; the broken lines and unshaded portions of the telephone base form no part of the claimed design.

1 Claim, 6 Drawing Sheets





**FIG. 1**

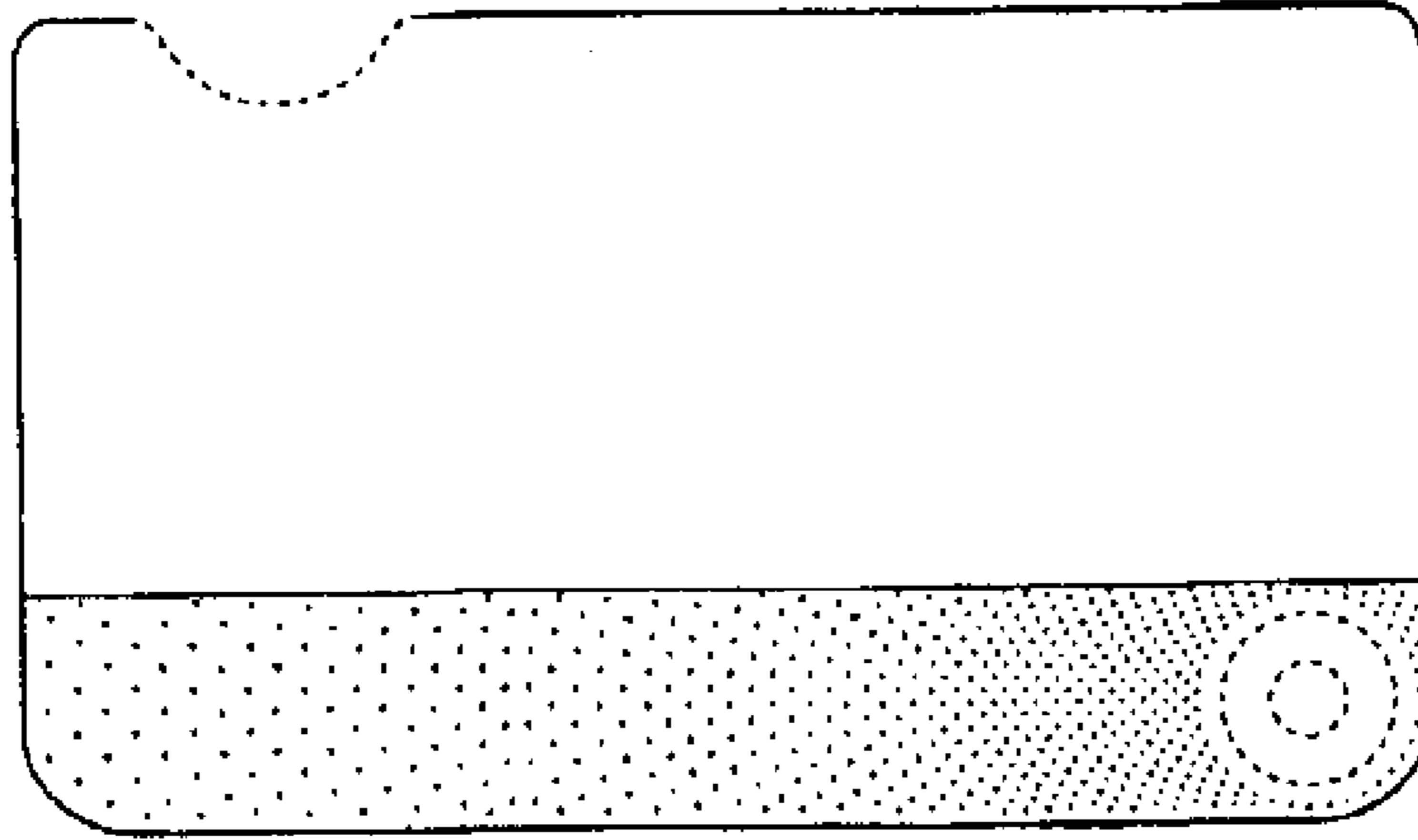


FIG. 2

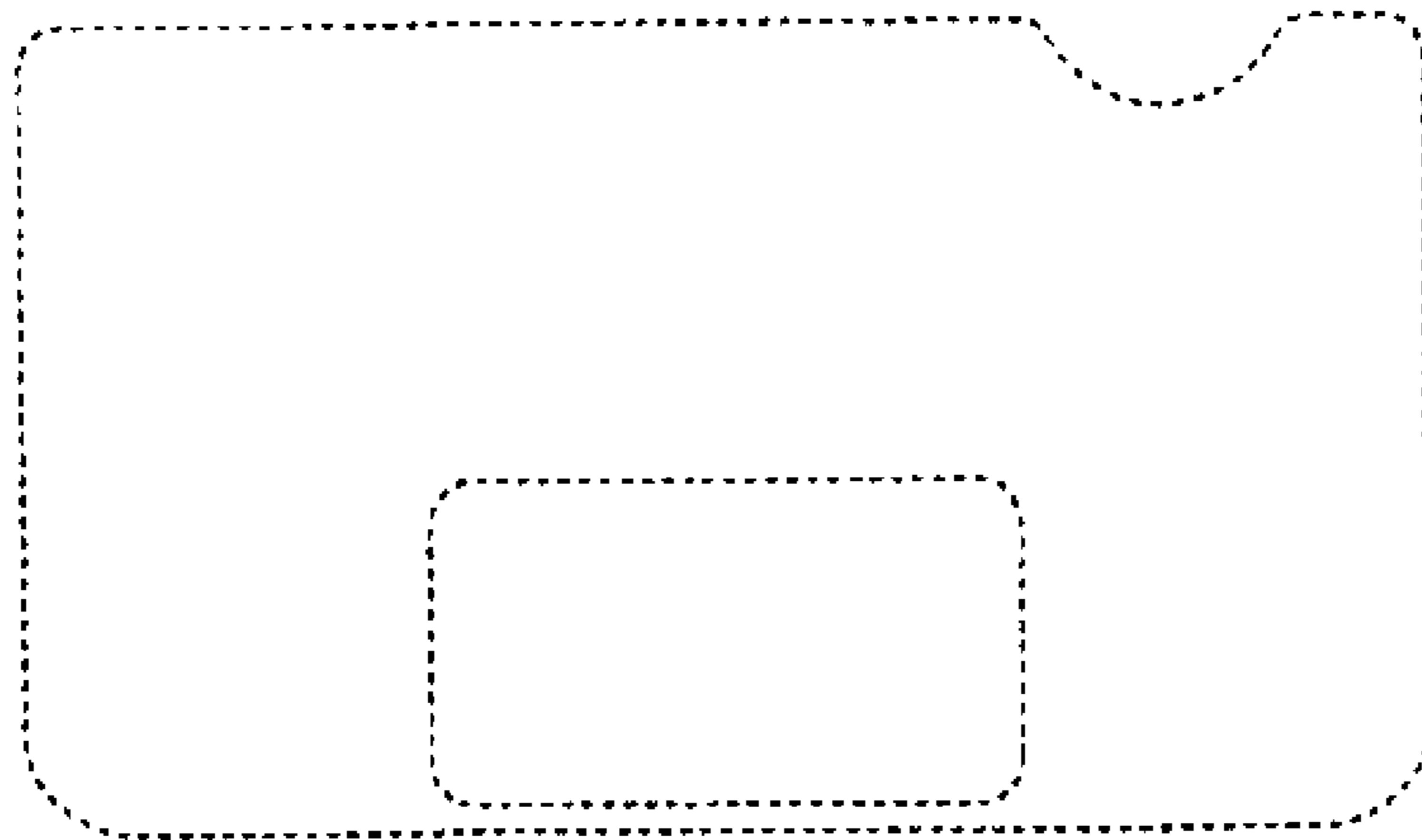


FIG. 3

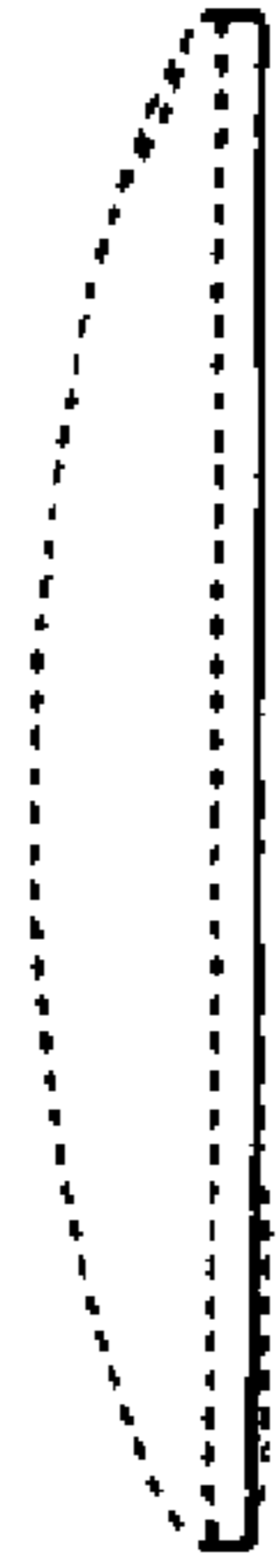


FIG. 4




FIG. 5




FIG. 6




FIG. 7

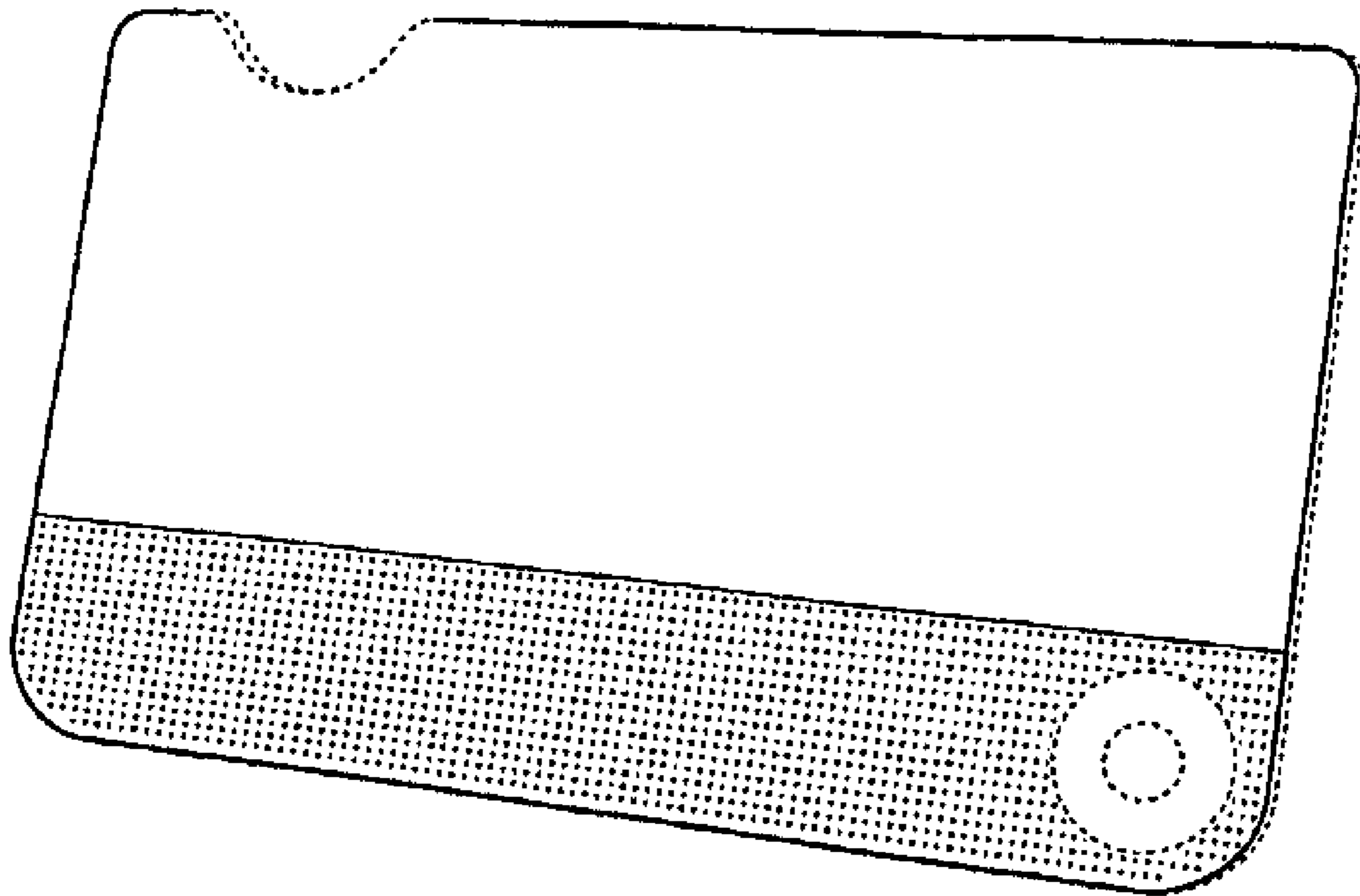


FIG. 8

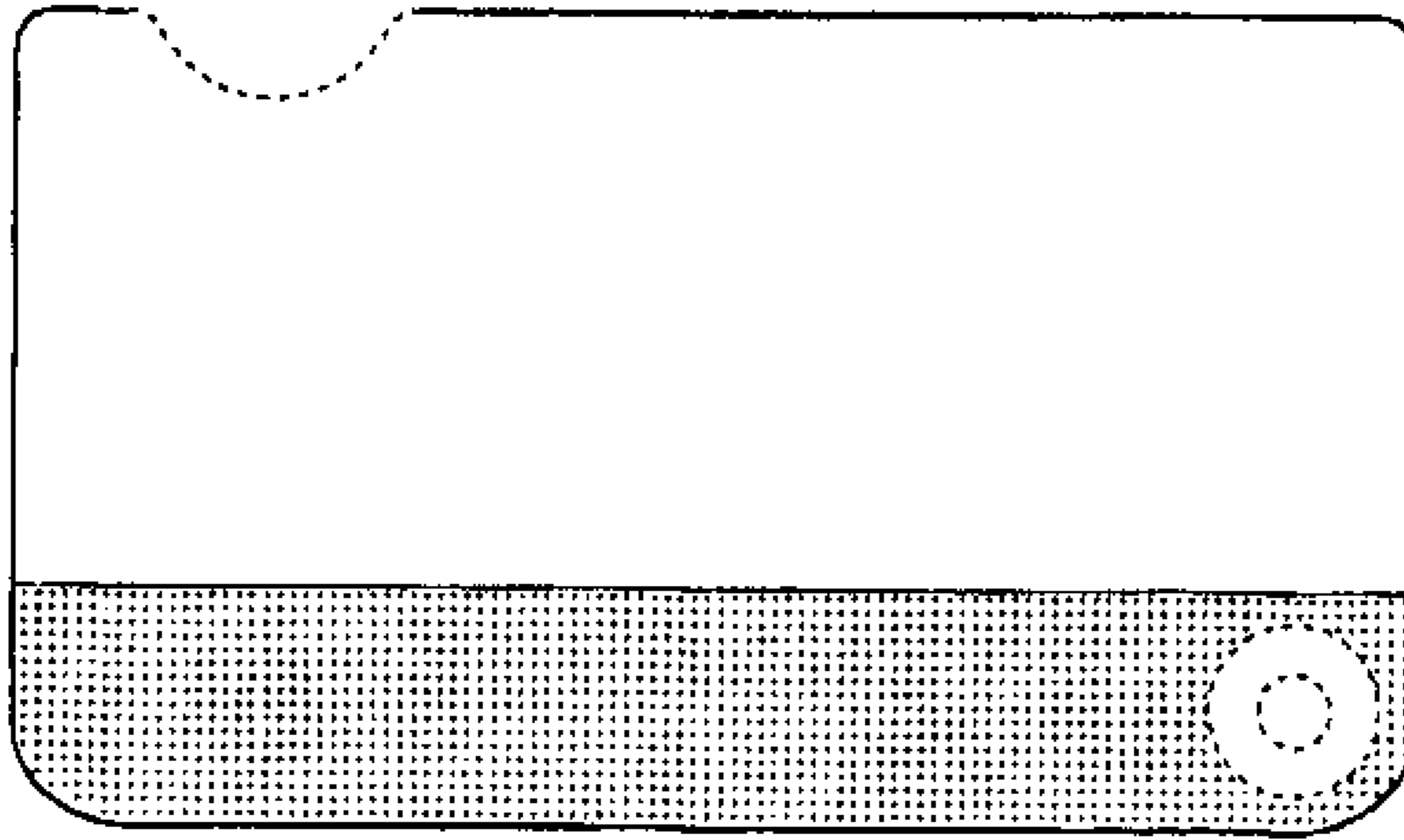


FIG. 9

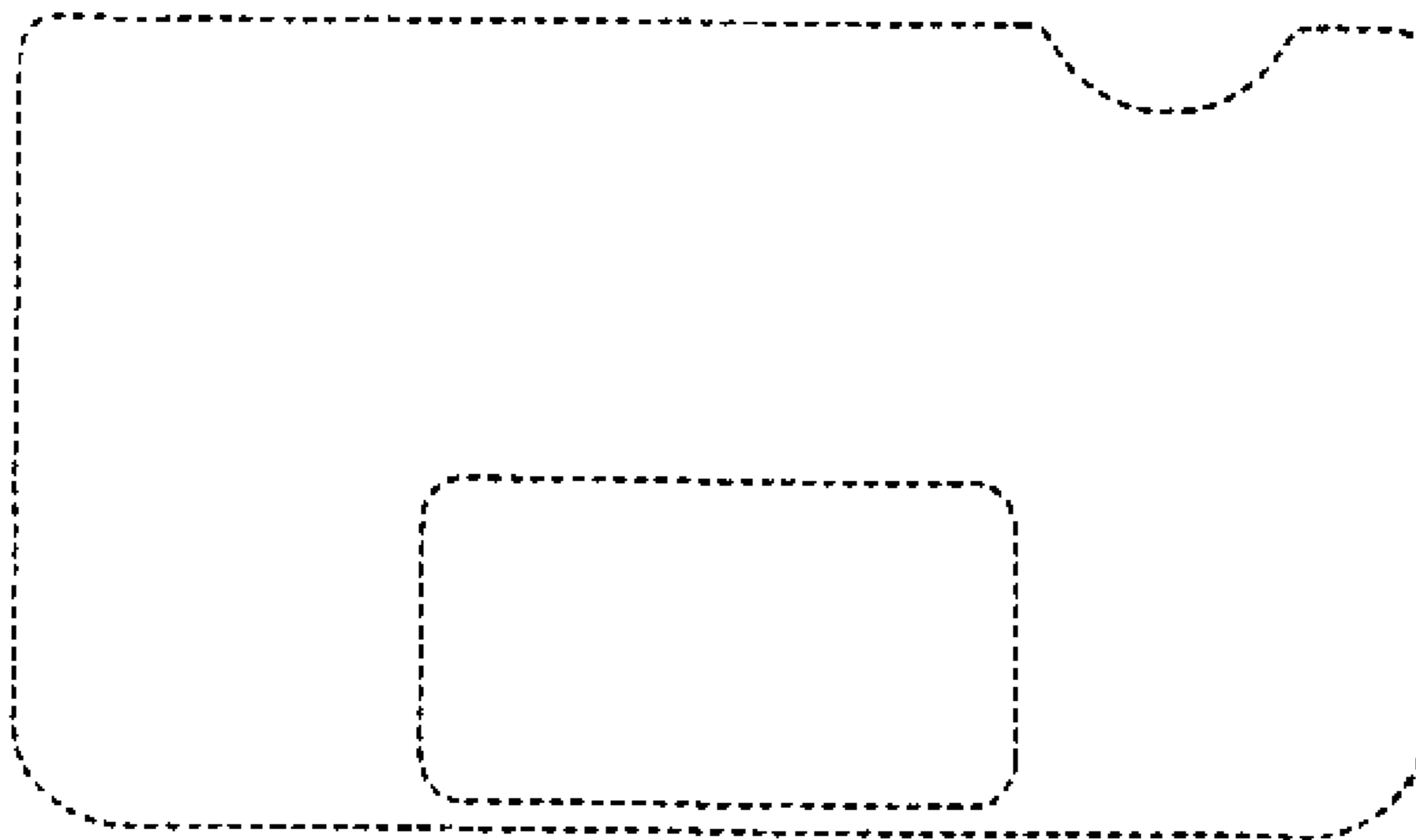


FIG. 10




FIG. 11



FIG. 12




FIG. 13




FIG. 14

UNITED STATES PATENT AND TRADEMARK OFFICE  
**CERTIFICATE OF CORRECTION**

PATENT NO. : D597,057 S  
APPLICATION NO. : 29/292483  
DATED : July 28, 2009  
INVENTOR(S) : Sheppard

Page 1 of 1

It is certified that error appears in the above-identified patent and that said Letters Patent is hereby corrected as shown below:

Title page: Item (30) Foreign Application Priority Data: insert omitted foreign application  
priority data as follows: --May 16, 2007 CA 120748--

Signed and Sealed this  
Twenty-eighth Day of August, 2012

A handwritten signature in black ink that reads "David J. Kappos". The signature is written in a cursive style with a large initial "D" and "K".

David J. Kappos  
*Director of the United States Patent and Trademark Office*