



US00D597038S

(12) **United States Design Patent**
Glassman et al.

(10) **Patent No.:** **US D597,038 S**
(45) **Date of Patent:** **** Jul. 28, 2009**

(54) **REMOTE CONTROL**

D548,703 S * 8/2007 Vendramini D13/168
D578,079 S * 10/2008 Huang et al. D13/168

(75) Inventors: **Ellen Tave Glassman**, Closter, NJ (US);
David Farrage, Cliffside Park, NJ (US)

* cited by examiner

(73) Assignee: **Sears Brands, LLC**, Hoffman Estates,
IL (US)

Primary Examiner—Selina Sikder
(74) *Attorney, Agent, or Firm*—Greenberg Traurig LLP

(**) Term: **14 Years**

(57) **CLAIM**

(21) Appl. No.: **29/320,999**

What is claimed is the ornamental design for a remote control,
as shown and described.

(22) Filed: **Jul. 9, 2008**

DESCRIPTION

(51) **LOC (9) Cl.** **14-03**

(52) **U.S. Cl.** **D13/168**

(58) **Field of Classification Search** D13/168;
D10/104, 106; D14/218, 247; 340/825.22,
340/825.24, 825.25, 825.31, 825.36, 825.69,
340/825.72; 341/76; 455/352

FIG. 1 is a front perspective view of a remote control showing
our new design;

FIG. 2 is a right side elevational view thereof, the left side
elevational view being a mirror image thereof;

FIG. 3 is a front elevational view thereof;

FIG. 4 is a rear elevational view thereof;

FIG. 5 is a bottom plan view thereof; and,

FIG. 6 is a top plan view thereof.

See application file for complete search history.

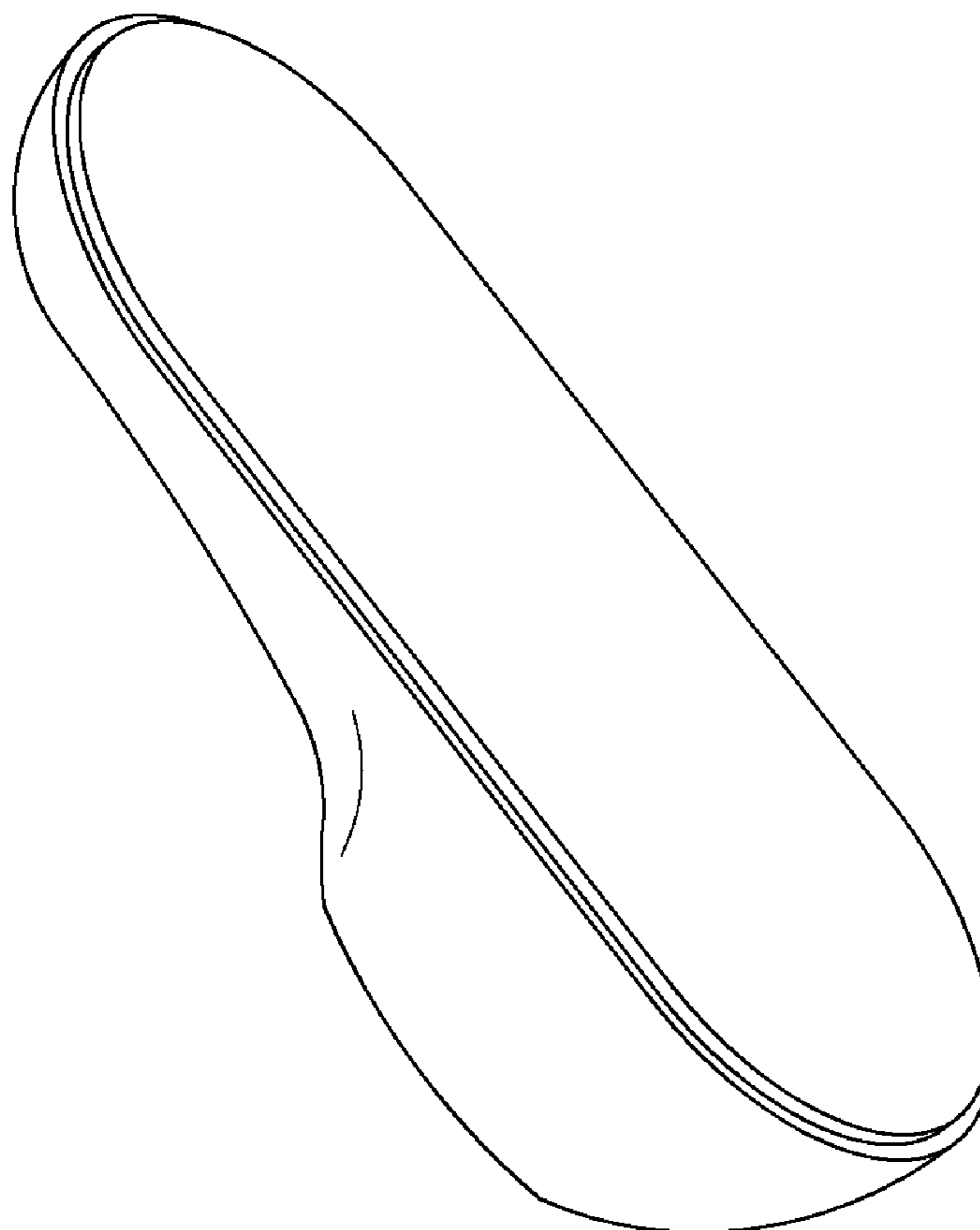
The elements shown in dotted lines are provided for illustrative
purposes only and form no part of the design claimed.

(56) **References Cited**

U.S. PATENT DOCUMENTS

5,894,278 A * 4/1999 Kubo et al. 340/825.72
D424,577 S * 5/2000 Backs et al. D13/168
D426,232 S * 6/2000 Silbermann et al. D14/218
D523,768 S * 6/2006 Kaufman et al. D10/104

1 Claim, 3 Drawing Sheets



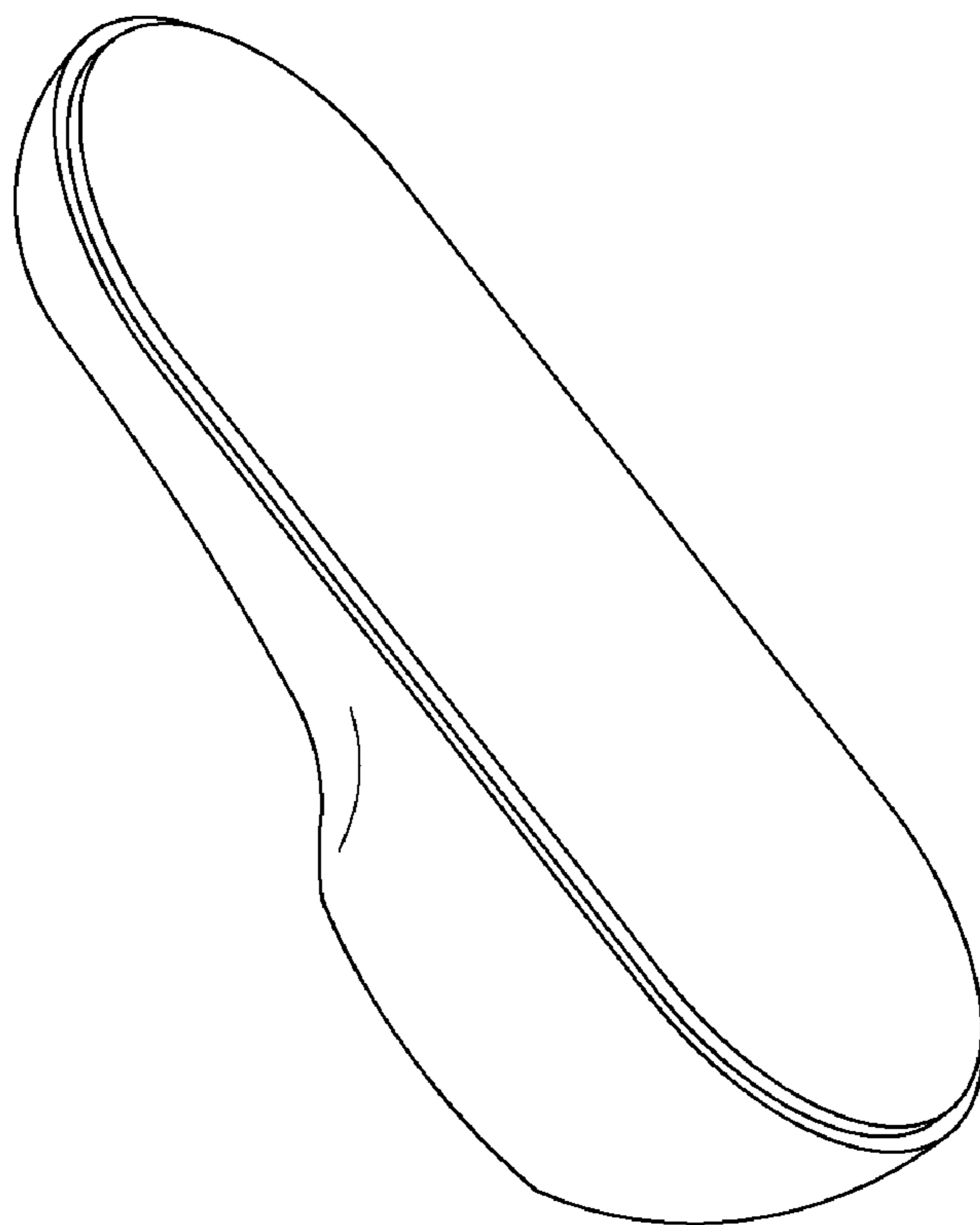


FIG. 1




FIG. 2




FIG. 3




FIG. 4

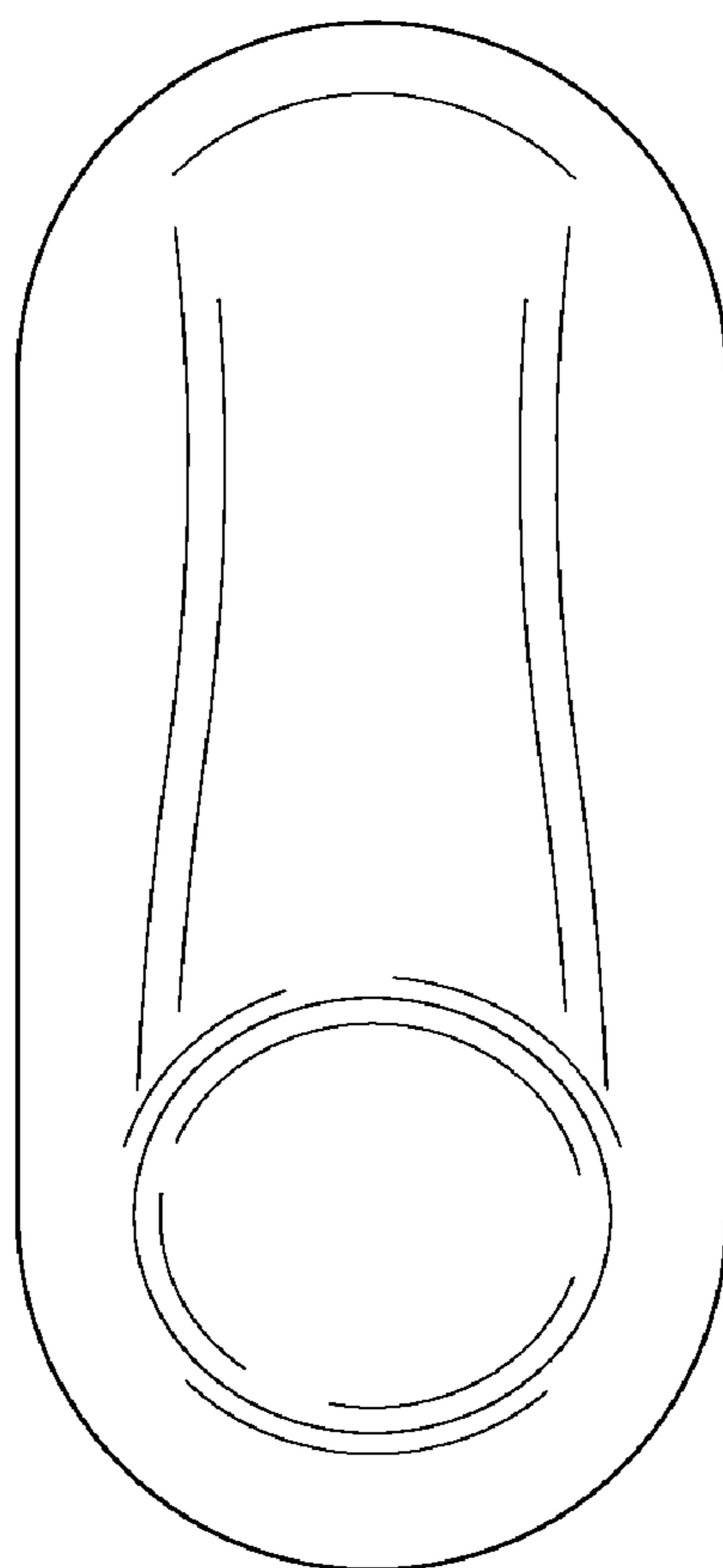


FIG. 5

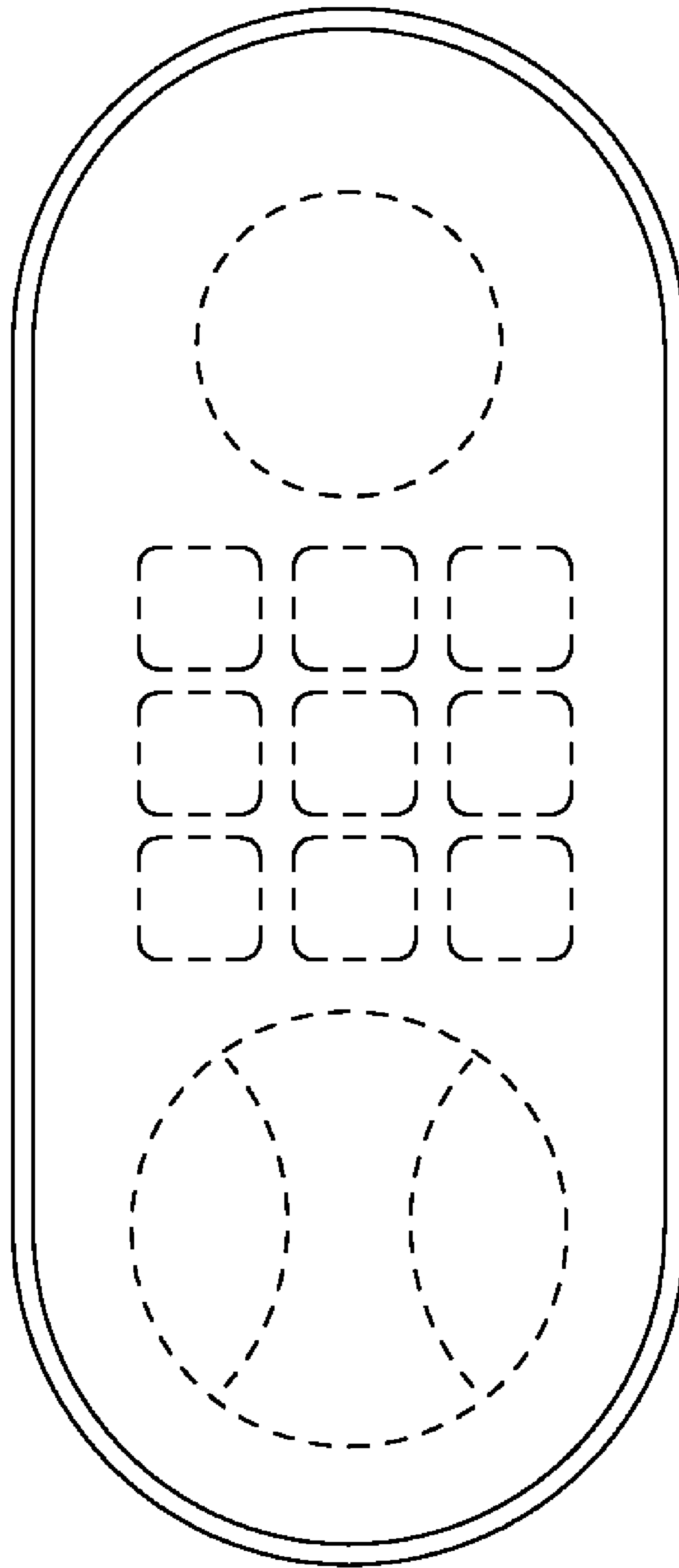


FIG. 6