

US00D597033S

(12) **United States Design Patent**
Baker

(10) **Patent No.:** **US D597,033 S**

(45) **Date of Patent:** **** Jul. 28, 2009**

(54) **CABLE STAR**

(76) **Inventor:** **Dale A. Baker**, 1393 E. Highland Rd.,
Twinsburg, OH (US) 44087

(**) **Term:** **14 Years**

(21) **Appl. No.:** **29/299,533**

(22) **Filed:** **Dec. 28, 2007**

(51) **LOC (9) Cl.** **13-03**

(52) **U.S. Cl.** **D13/154; D13/133**

(58) **Field of Classification Search** D13/133,
D13/149, 151, 154, 184, 199; 439/13, 20,
439/22, 135, 246, 306, 480, 476.1, 578, 583-585,
439/805; D26/73, 4; 362/653; 343/713;
156/63

See application file for complete search history.

(56) **References Cited**

U.S. PATENT DOCUMENTS

5,447,584	A *	9/1995	Shakespeare et al.	156/63
D434,009	S	11/2000	Lee		
6,377,222	B1 *	4/2002	Nicholson	343/713
6,398,386	B1 *	6/2002	Huang	362/653
D465,594	S *	11/2002	Chen	D26/73
D520,458	S	5/2006	Wada		
D531,580	S	11/2006	Nishio		
D546,026	S	7/2007	Ellsworth		
D546,981	S *	7/2007	Van Dyn Hoven	D26/4
D546,982	S	7/2007	Van Dyn Hoven		
D549,312	S	8/2007	Caserta		
D557,659	S	12/2007	Ashida		
D566,302	S *	4/2008	Van Dyn Hoven	D26/4

D572,386	S *	7/2008	Van Dyn Hoven	D26/4
D582,349	S *	12/2008	Baker	D13/154
D582,350	S *	12/2008	Baker	D13/154
D585,432	S *	1/2009	Baker	D14/223
D585,433	S *	1/2009	Baker	D14/223

* cited by examiner

Primary Examiner—Daniel D Bui

Assistant Examiner—Thomas J Johannes

(74) *Attorney, Agent, or Firm*—Larson & Larson, PA; Frank Liebenow

(57) **CLAIM**

The ornamental design for a cable star, as shown and described.

DESCRIPTION

FIG. 1 is a front elevation view of a cable star showing my novel design;

FIG. 2 is a rear elevation view thereof;

FIG. 3 is a right side elevation view thereof;

FIG. 4 is a left side elevation view thereof;


FIG. 5 is a top plan view thereof;

FIG. 6 is a bottom plan view thereof; and,

FIG. 7 is a perspective view of a cable star of the present invention.

The uneven broken line representations in FIGS. 1-7 are for illustrative purposes only and form no part of the claimed design.

1 Claim, 3 Drawing Sheets






FIG. 1




FIG. 2

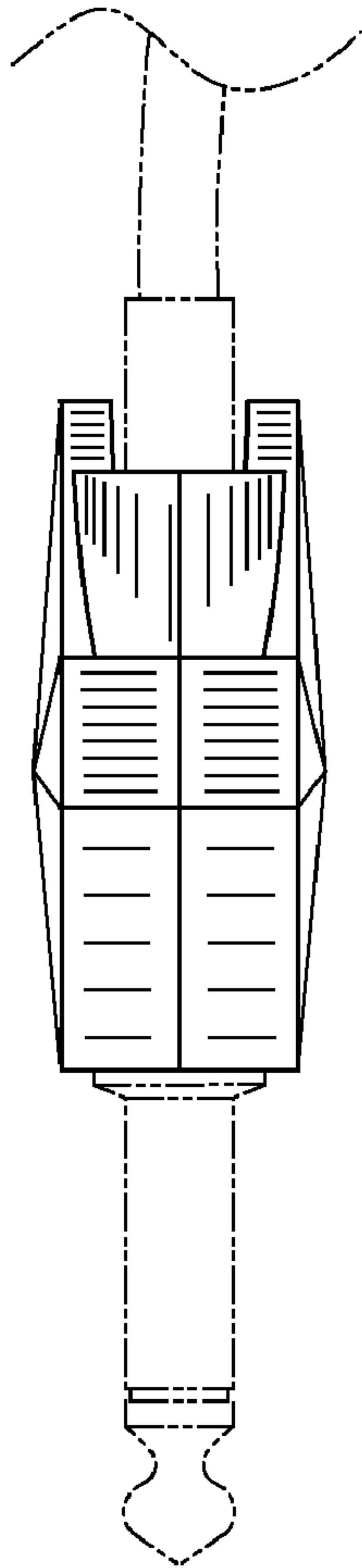


FIG. 3

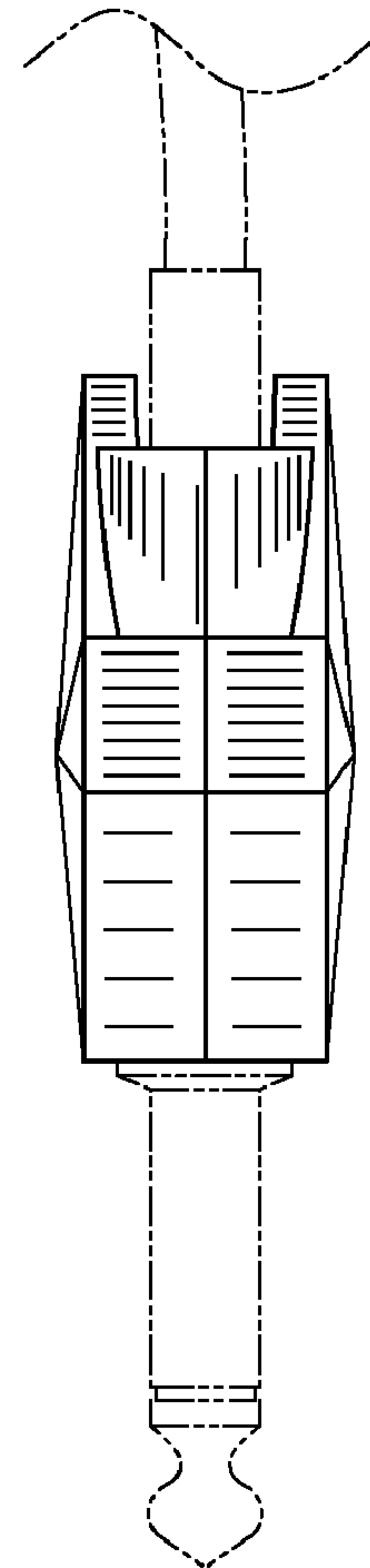


FIG. 4




FIG. 5

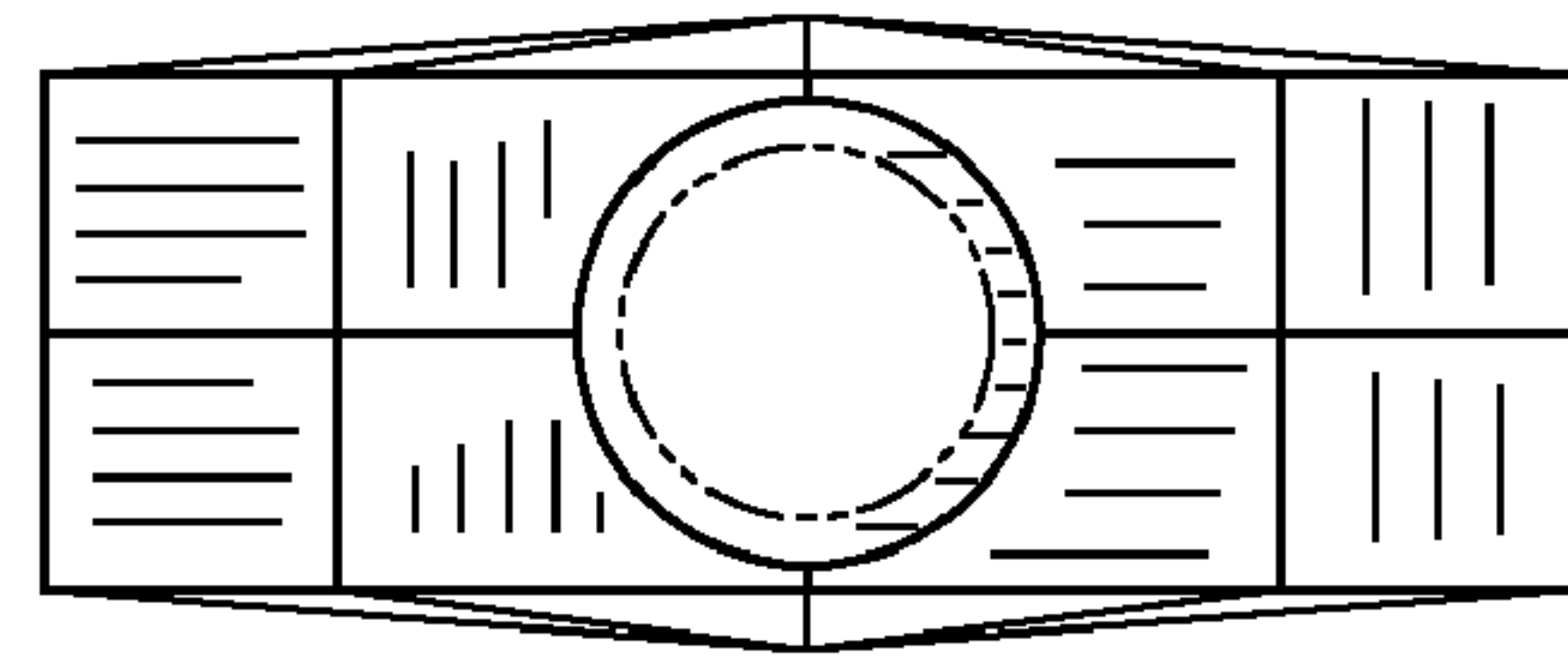


FIG. 6




FIG. 7