



US00D597031S

(12) **United States Design Patent**
Mears

(10) **Patent No.:** **US D597,031 S**
(45) **Date of Patent:** **** Jul. 28, 2009**

(54) **TANGLE-FREE EXTENSION CORD**

(76) Inventor: **David L. Mears**, 14201 Bethlehem Rd.,
Gravette, AR (US) 72736

(**) Term: **14 Years**

(21) Appl. No.: **29/269,659**

(22) Filed: **Dec. 6, 2006**

(51) **LOC (9) Cl.** **13-03**

(52) **U.S. Cl.** **D13/137.4**

(58) **Field of Classification Search** D13/137.1,
D13/137.3, 137.4, 139.1, 139.4, 139.6-139.8,
D13/160, 162, 164, 178, 184; 361/118, 119;
439/106-108, 188, 503, 505, 535, 620.21,
439/650-654; 174/69; 242/404.3, 405.2
See application file for complete search history.

(56) **References Cited**

U.S. PATENT DOCUMENTS

- 1,937,981 A * 12/1933 Rosenthal 174/69
- 5,168,128 A * 12/1992 Thomsen 174/135
- 5,236,374 A * 8/1993 Leonard et al. 439/505
- D362,229 S * 9/1995 Moses D13/137.3
- 5,470,256 A * 11/1995 Waldock 439/501
- 5,577,932 A * 11/1996 Palmer 439/501
- D400,175 S * 10/1998 Okamoto D13/139.7

- D408,354 S * 4/1999 Whitcomb D13/137.4
- 5,906,507 A * 5/1999 Howard 439/501
- 6,135,381 A * 10/2000 Teson 242/404.3
- 7,172,456 B1 * 2/2007 Nagy 439/501

* cited by examiner

Primary Examiner—Jennifer Rivard

Assistant Examiner—Rosemary K Tarcza

(74) *Attorney, Agent, or Firm*—Keisling, Pieper + Scott,
LLC; Meredith K. Lowry

(57) **CLAIM**

The ornamental design for a tangle-free extension cord, as shown and described.

DESCRIPTION

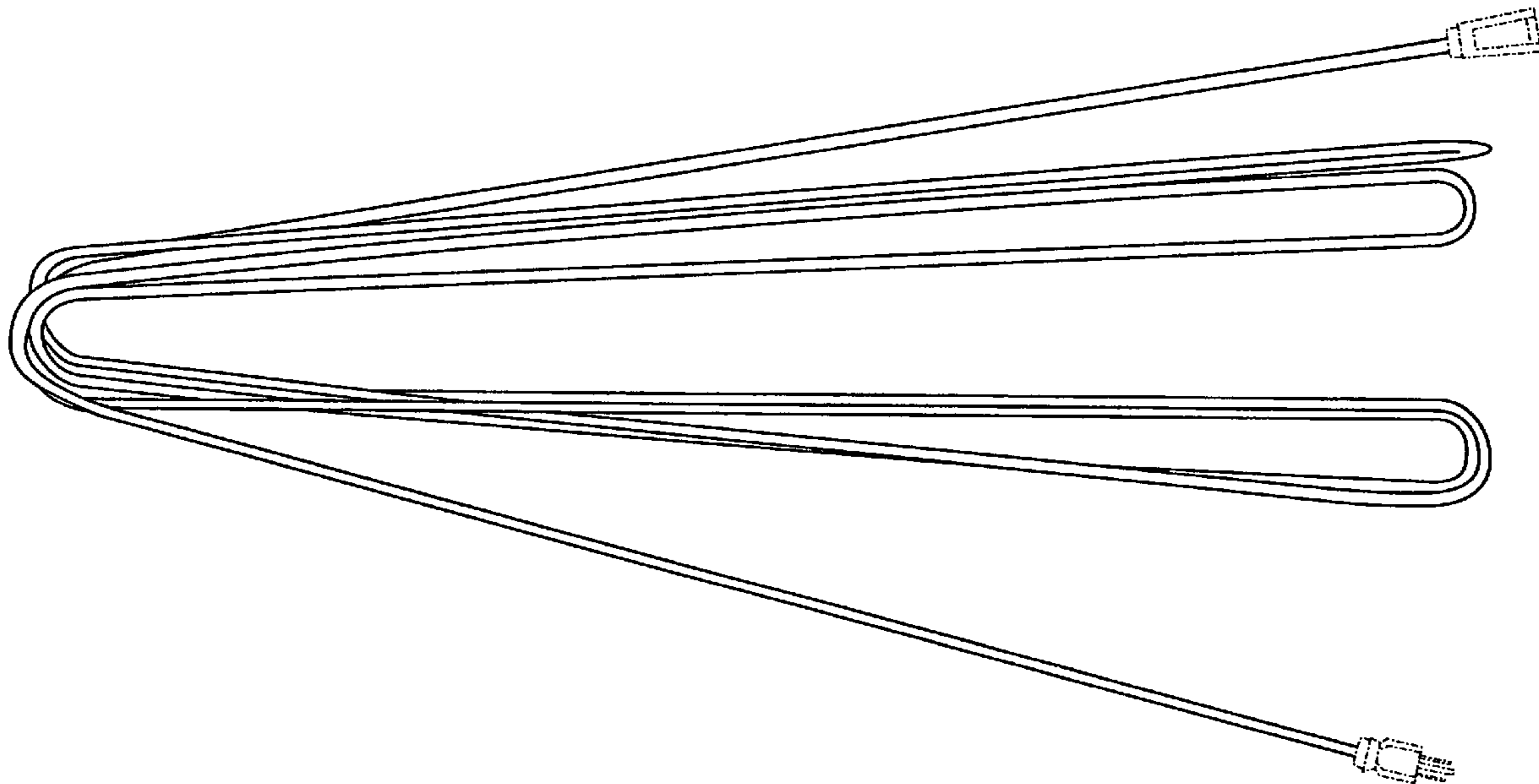
FIG. 1 is a collapsed left side view showing my new design;
FIG. 2 is an expanded top view thereof, the bottom view being
the same;

FIG. 3 is an expanded right side view thereof; and,

FIG. 4 is a collapsed top view thereof, the bottom view being
the same.

The portions of the tangle-free extension cord shown in bro-
ken lines in FIGS. 2-4 form no part of the claimed design.

1 Claim, 2 Drawing Sheets






FIG. 1

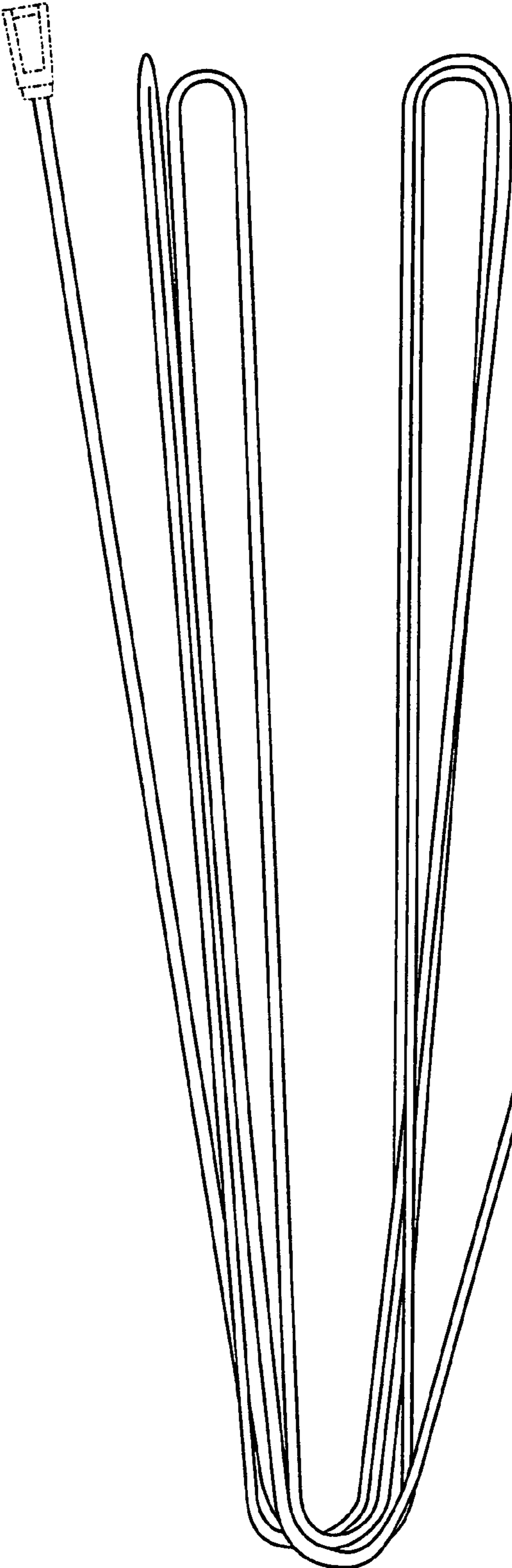


FIG. 2



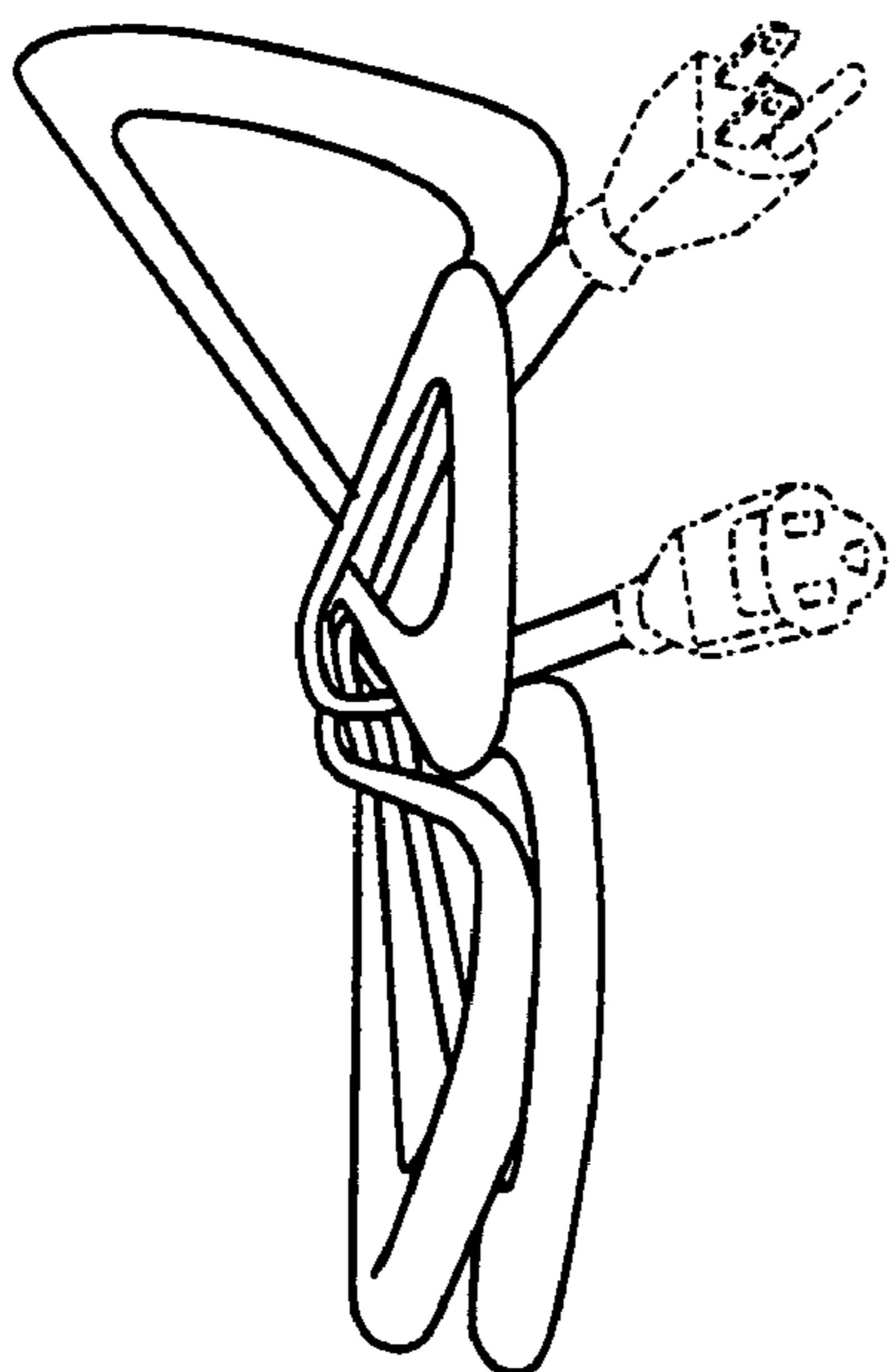


FIG. 3




FIG. 4