



US00D597006S

(12) **United States Design Patent**  
**Golden et al.**

(10) **Patent No.:** **US D597,006 S**  
(45) **Date of Patent:** **\*\* Jul. 28, 2009**

(54) **VEHICLE REAR FENDER**

(75) Inventors: **Edward R. Golden**, Pinckney, MI (US);  
**Bradley Alan Richards**, Bloomfield Hills, MI (US); **Steven P. Gilmore**, Redford, MI (US)

(73) Assignee: **Ford Motor Company**, Dearborn, MI (US)

(\*\*) Term: **14 Years**

(21) Appl. No.: **29/320,316**

(22) Filed: **Jun. 25, 2008**

(51) **LOC (9) Cl.** ..... **12-16**

(52) **U.S. Cl.** ..... **D12/184**

(58) **Field of Classification Search** ..... D12/184,  
D12/196, 90-92; 280/152.1, 847-849, 851;  
296/181.1, 181.5

See application file for complete search history.

(56) **References Cited**

**U.S. PATENT DOCUMENTS**

D471,498 S *	3/2003	Inukai et al. ....	D12/196
D472,193 S *	3/2003	Sinkwitz .....	D12/196
D502,133 S *	2/2005	Ferrari .....	D12/184
D562,203 S *	2/2008	Shimoguchi et al. ....	D12/184

**OTHER PUBLICATIONS**

Detroit 02 Ford Mighty F-350 Tonka, <http://www.canadiandriver.com/news/020107na-5.htm>.

Detroit 06 Ford Concept Super Shief F350, <http://www.a2mac1.net>.

\* cited by examiner

*Primary Examiner*—Melody N Brown

(74) *Attorney, Agent, or Firm*—Damian Porcari

(57) **CLAIM**

The ornamental design for a vehicle rear fender, shown and described.

**DESCRIPTION**

FIG. 1 is a side elevational view of a vehicle rear fender (both the left and right fenders being mirror images and only one is shown);

FIG. 2 is a front elevational view of the vehicle rear fender;

FIG. 3 is a rear elevational view of the vehicle rear fender;

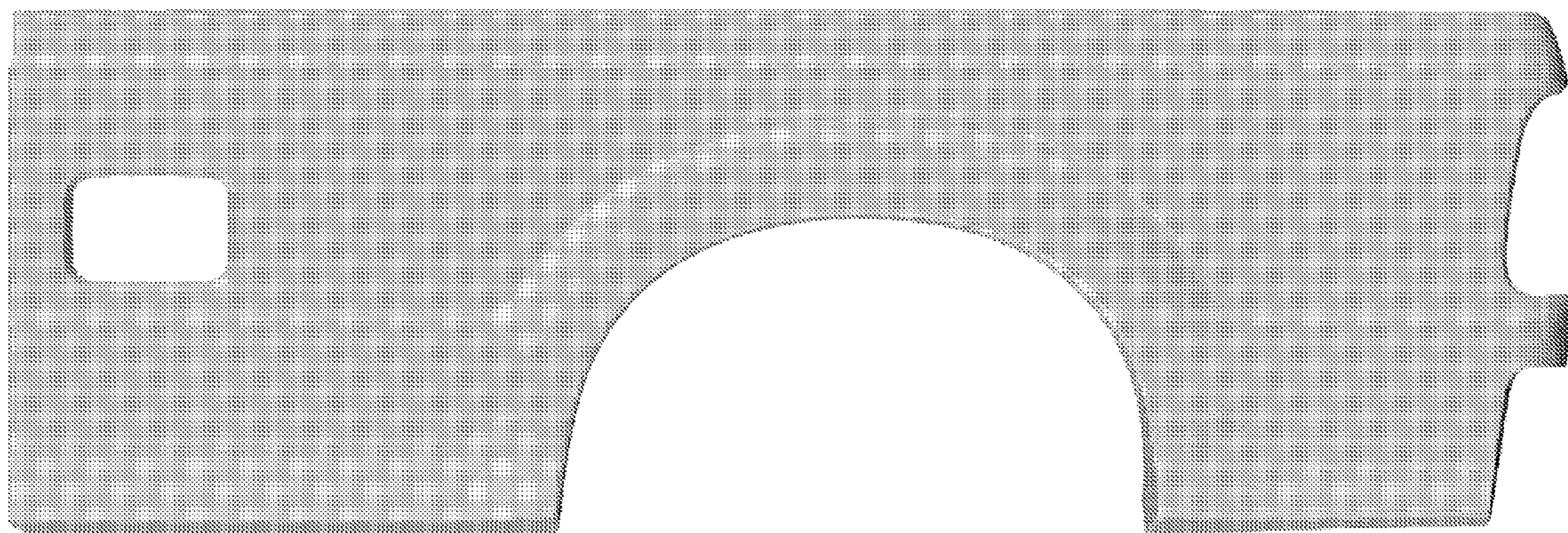
FIG. 4 is a side elevational view of the vehicle rear fender illustrating the inner surface;

FIG. 5 is a top plan view of the vehicle rear fender; and,

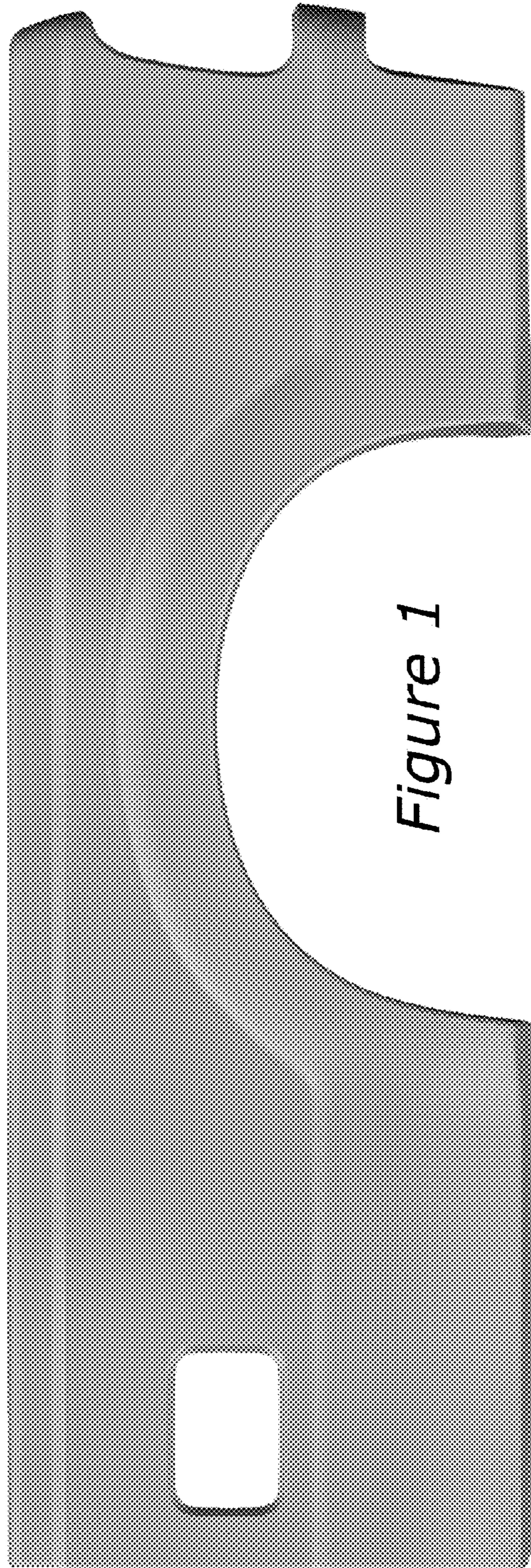
FIG. 6 is a bottom plan view of the vehicle rear fender.

The vehicle rear fender is styled independently of adjacent vehicle panels. To the extent that any feature lines are illustrated, they are intended to illustrate the crest and valley of the feature and are not necessarily sharp bends in the part. Shading is used to illustrate the curvature of the part and not color. Any functional features of the vehicle rear fender are not claimed. Views are orthogonal projections rendered from computer aided design data. The various views are not necessarily to scale in order to better illustrate the design. The fuel filler door aperture is not claimed and is illustrated surrounded in broken lines.

**1 Claim, 4 Drawing Sheets**










Figure 3




Figure 2








Figure 4





*Figure 5*



*Figure 6*