



US00D597000S

(12) **United States Design Patent**
Golden et al.

(10) **Patent No.:** **US D597,000 S**
(45) **Date of Patent:** **** Jul. 28, 2009**

(54) **VEHICLE FRONT UPPER BUMPER**

(75) Inventors: **Edward R. Golden**, Pinckney, MI (US);
Bradley Alan Richards, Bloomfield
Hills, MI (US); **William K. Moore**, West
Bloomfield, MI (US)

(73) Assignee: **Ford Motor Company**, Dearborn, MI
(US)

(**) Term: **14 Years**

(21) Appl. No.: **29/320,304**

(22) Filed: **Jun. 25, 2008**

(51) **LOC (9) Cl.** **12-16**

(52) **U.S. Cl.** **D12/169**

(58) **Field of Classification Search** D12/169,
D12/196, 171, 163, 216, 90-92, 86; 293/102,
293/113, 115, 117, 120; 296/180.1, 180.2
See application file for complete search history.

(56) **References Cited**

U.S. PATENT DOCUMENTS

D511,126 S	*	11/2005	Tabata et al.	D12/169
D520,417 S	*	5/2006	Yagi et al.	D12/169
D524,704 S	*	7/2006	Koizumi et al.	D12/169
D532,727 S		11/2006	Schiavone		
D537,021 S	*	2/2007	Pfeiffer	D12/169
D560,144 S	*	1/2008	Tant et al.	D12/169

OTHER PUBLICATIONS

Detroit 02 Ford Mighty F-350 Tonka, <http://www.canadiandriver.com/news/020107na-5.htm>.

Detroit 06 Ford Concept Super Shief F350, <http://www.a2mac1.net>.
* cited by examiner

Primary Examiner—Melody N Brown
(74) *Attorney, Agent, or Firm*—Damian Porcari

(57) **CLAIM**

The ornamental design for a vehicle front upper bumper, shown and described.

DESCRIPTION

FIG. 1 is a front elevational view of a vehicle front upper bumper;

FIG. 2 is a side elevational view of the vehicle front upper bumper (both left and right side views being mirror images);


FIG. 3 is a top plan view of the vehicle front upper bumper;

FIG. 4 is a bottom plan view of the vehicle front upper bumper; and,

FIG. 5 is a rear elevational view of the vehicle front upper bumper.

The vehicle front upper bumper is styled independently of adjacent vehicle panels. To the extent that any feature lines are illustrated, they are intended to illustrate the crest and valley of the feature and are not necessarily sharp bends in the part. Shading is used to illustrate the curvature of the part and not color. Any functional features of the vehicle front upper bumper are not claimed. Views are orthogonal projections rendered from computer aided design data. The various views are not necessarily to scale in order to better illustrate the design.

1 Claim, 3 Drawing Sheets



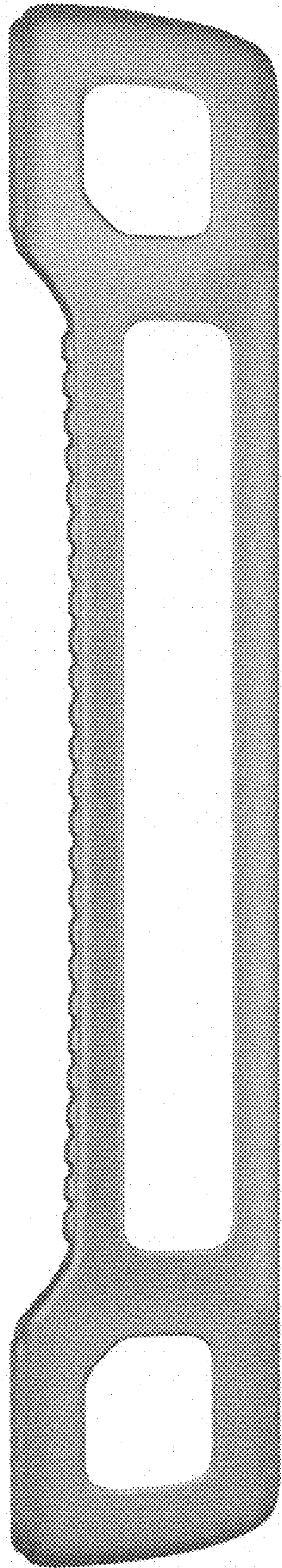


Figure 1




Figure 2

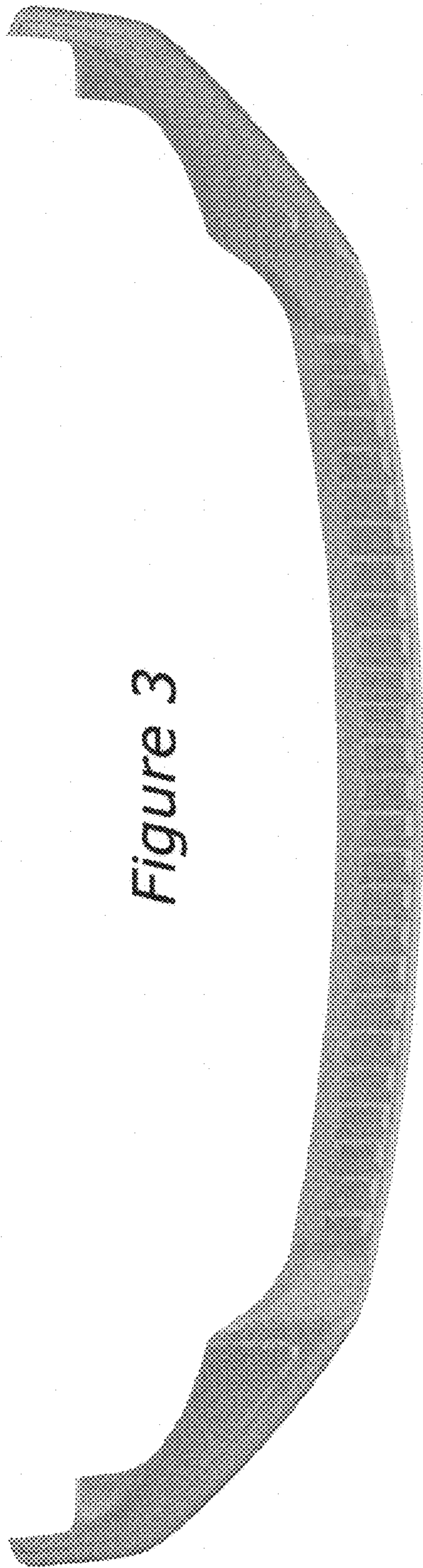


Figure 3




Figure 4




Figure 5