



US00D596980S

(12) **United States Design Patent**  
**Aletto et al.**

(10) **Patent No.:** **US D596,980 S**  
(45) **Date of Patent:** **\*\* Jul. 28, 2009**

(54) **PICK HOLDER JEWELRY ARTICLE**

(76) Inventors: **Mark V. Aletto**, 199 Windsor Dr., Moon Township, PA (US) 15108; **Richard J. Mackey**, 221 Shafer Rd., Moon Township, PA (US) 15108

(\*\*) Term: **14 Years**

(21) Appl. No.: **29/281,638**

(22) Filed: **Jun. 27, 2007**

(51) **LOC (9) Cl.** ..... **11-01**

(52) **U.S. Cl.** ..... **D11/79**

(58) **Field of Classification Search** ..... D11/1-2,  
D11/40-41, 43-50, 53, 56, 60, 63, 65, 67,  
D11/75-78.1, 86, 89, 95-105, 108-109, 115-116,  
D11/79-83; 63/1.11, 1.12, 1.13, 1.14, 1.16,  
63/1.18, 13, 14.1, 35, 38, 39; D3/207-211  
See application file for complete search history.

(56) **References Cited**

**U.S. PATENT DOCUMENTS**

D108,543 S *	2/1938	Hobe	.....	D11/53
D120,914 S *	6/1940	Horther	.....	D27/114
D121,482 S *	7/1940	Silson	.....	D11/2
D125,813 S *	3/1941	Garfinkel	.....	D11/44
D242,644 S *	12/1976	Spruck	.....	D11/44
4,091,805 A *	5/1978	Clark	.....	601/80
D256,512 S *	8/1980	Sims	.....	D1/104
D258,860 S *	4/1981	DiPietro	.....	D7/676
D263,288 S *	3/1982	Errigo	.....	D11/8
D266,261 S *	9/1982	Einhorn et al.	.....	D19/91
4,378,215 A *	3/1983	Sparks	.....	434/113
D269,559 S *	7/1983	Sellares	.....	D1/104
D305,311 S *	1/1990	Roberts	.....	D11/48
D308,179 S *	5/1990	Perlmutter et al.	.....	D11/44
D339,547 S *	9/1993	Arman	.....	D11/48
D340,264 S *	10/1993	Anthony	.....	D32/46
D380,978 S *	7/1997	Matye	.....	D11/44

D386,711 S *	11/1997	Matye	.....	D11/44
D388,012 S *	12/1997	Matye	.....	D11/44
D394,021 S *	5/1998	Matye	.....	D11/44
D544,390 S *	6/2007	Lehmann et al.	.....	D11/53
D544,767 S	6/2007	Kelleghan		

\* cited by examiner

*Primary Examiner*—R. Seifert

(74) *Attorney, Agent, or Firm*—McNees Wallace & Nurick, LLC

(57) **CLAIM**

The ornamental design for a pick holder jewelry article, as shown and described.

**DESCRIPTION**

FIG. 1 is a front elevational view of a first embodiment of the pick holder jewelry showing our new and ornamental design; FIG. 2 is a rear elevational view of the embodiment of FIG. 1; FIG. 3 is a front elevational view of the embodiment FIG. 1 including a pick;

FIG. 4 is a front elevational view of a second embodiment of the pick holder jewelry showing our new and ornamental design;

FIG. 5 is a rear elevational view of the embodiment of FIG. 4; FIG. 6 is a front elevational view of the embodiment FIG. 5 including a pick;

FIG. 7 is a front elevational view of the embodiment of FIG. 4 as a keychain;

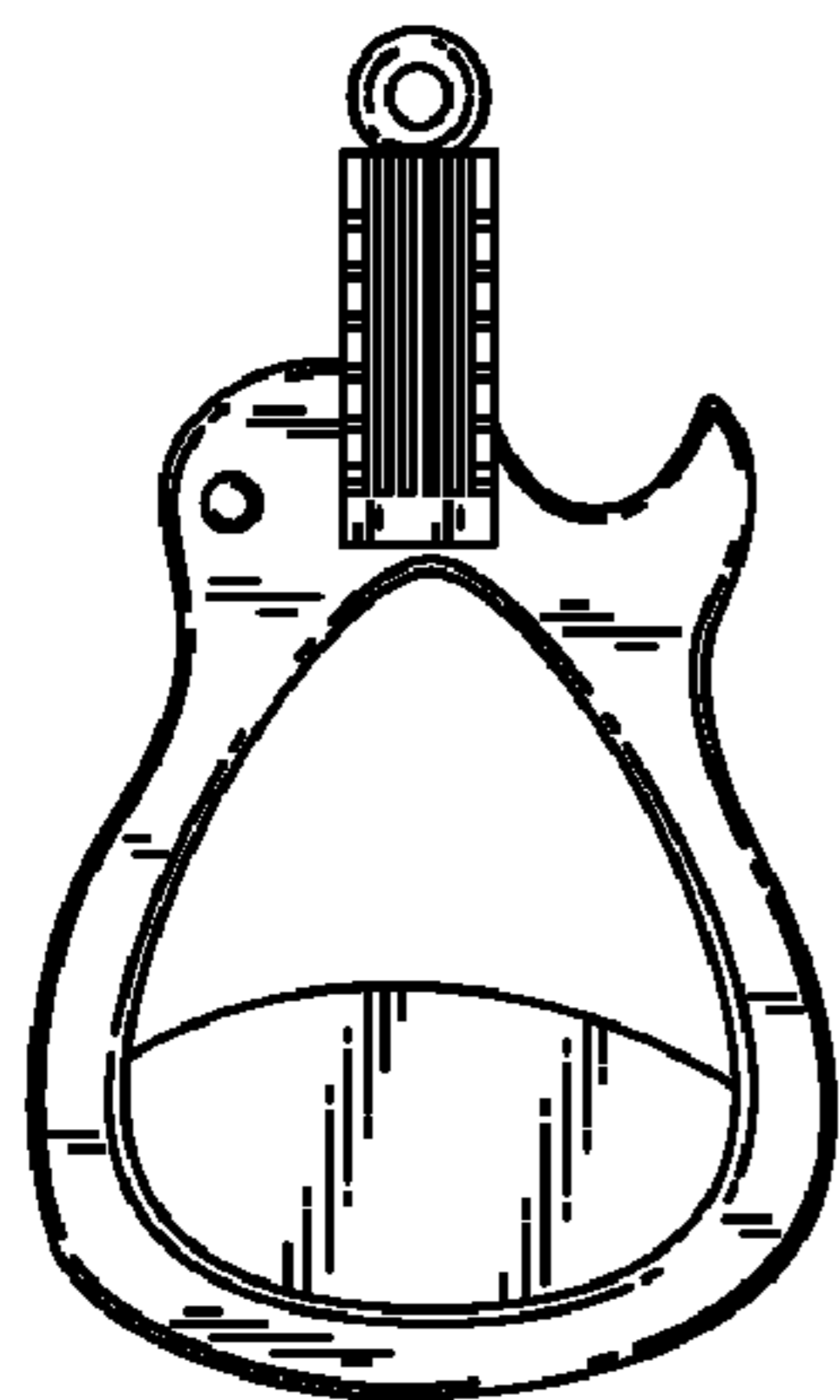
FIG. 8 is a rear elevational view of the embodiment of FIG. 7; and,

FIG. 9 is a front elevational view of the embodiment of FIG. 7 including a pick.

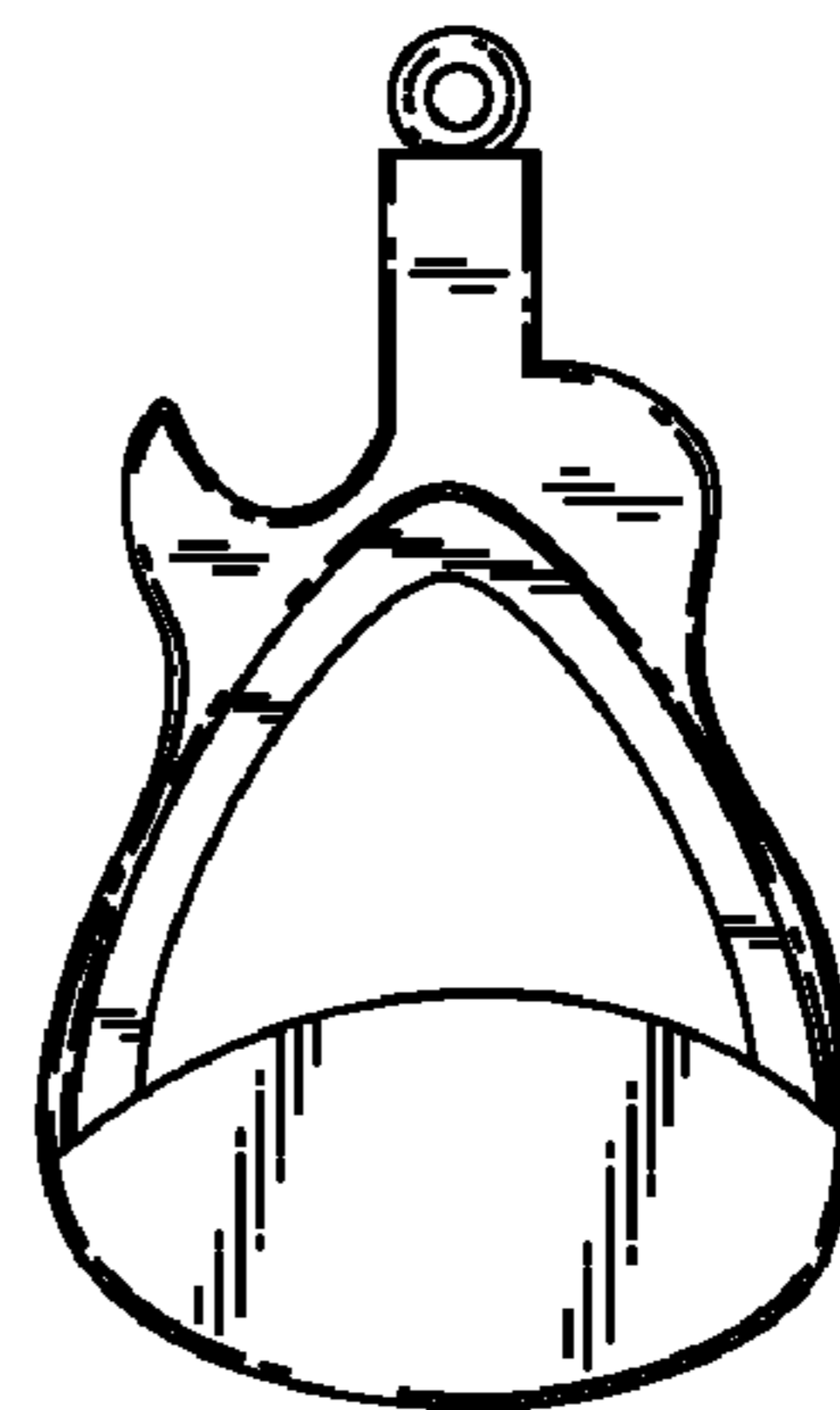
The broken lines shown in the drawings are for illustrative purposes only and form no part of the claimed design.

**1 Claim, 3 Drawing Sheets**

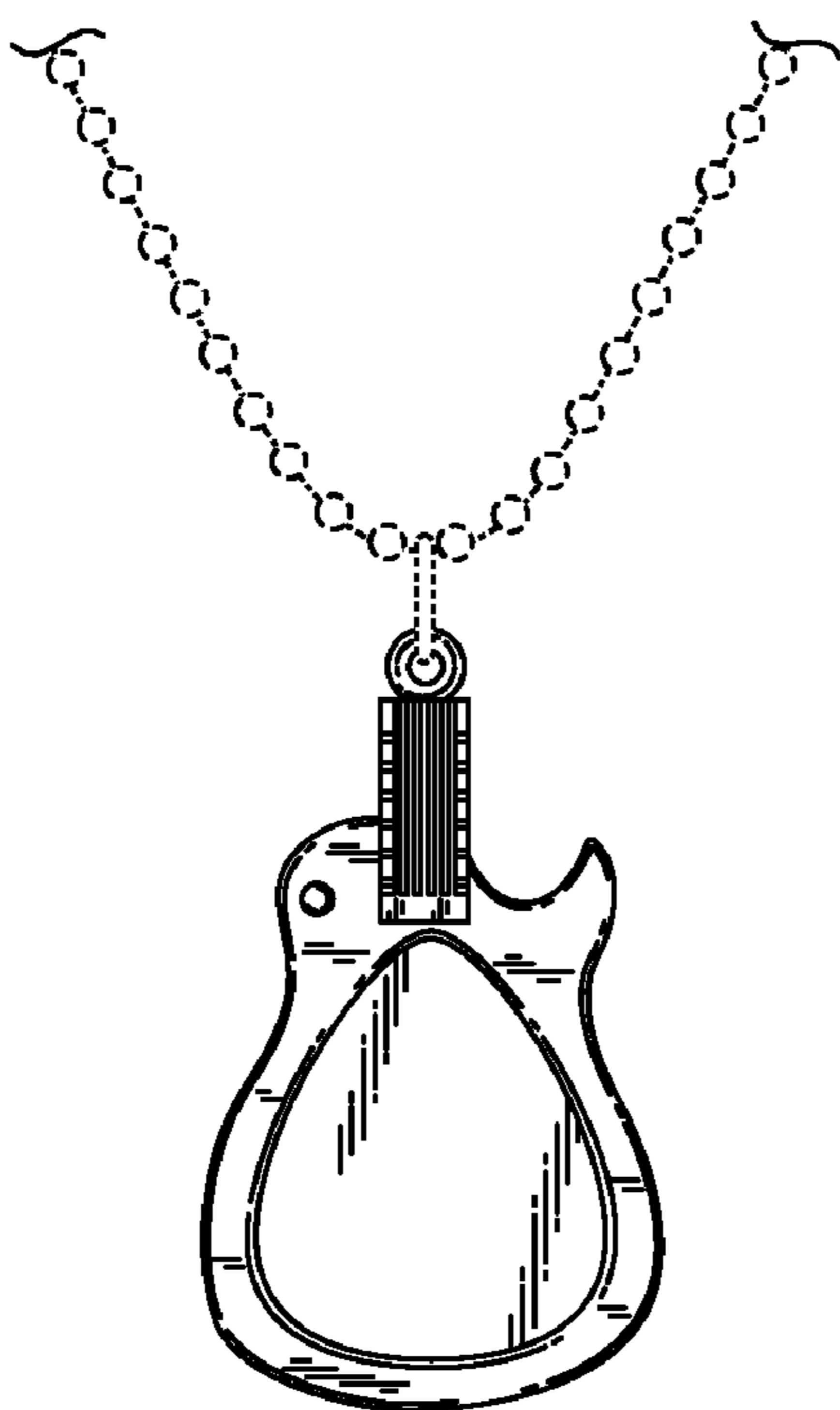




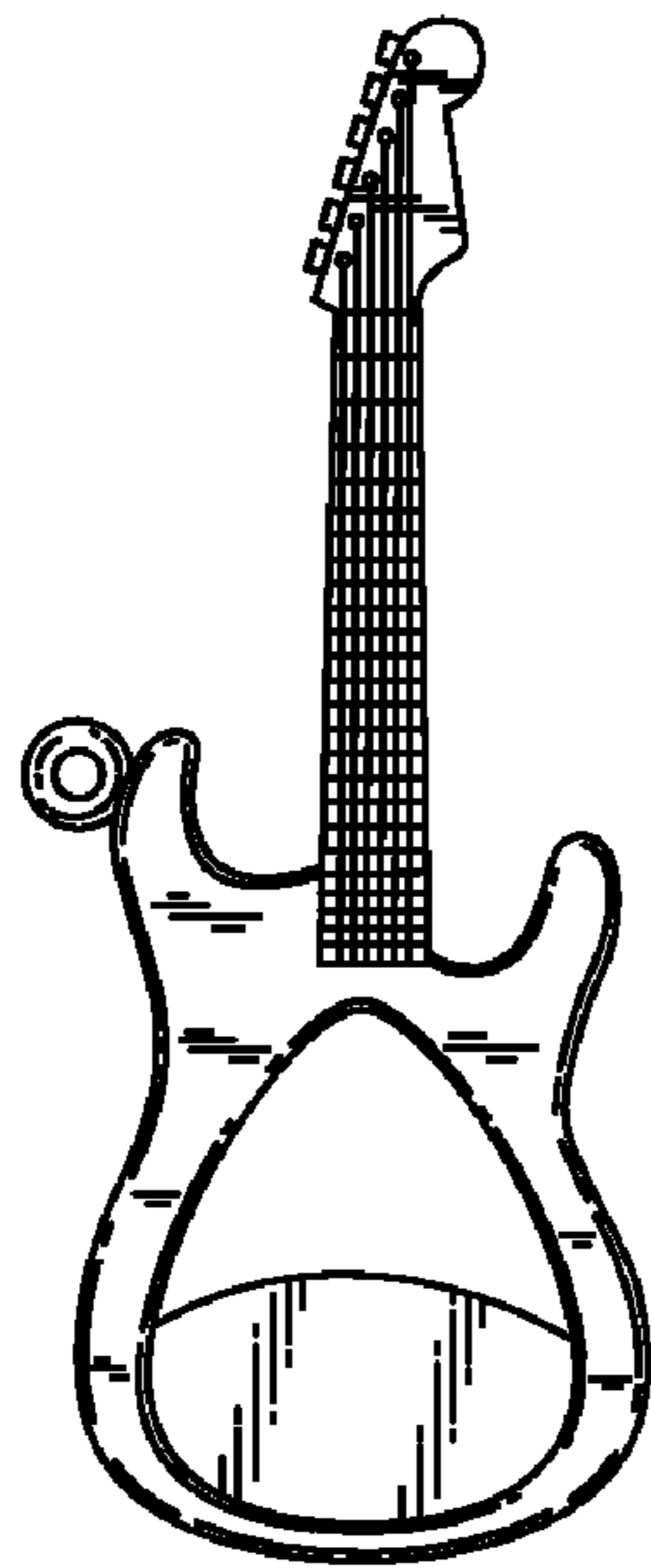
**FIG. 1**



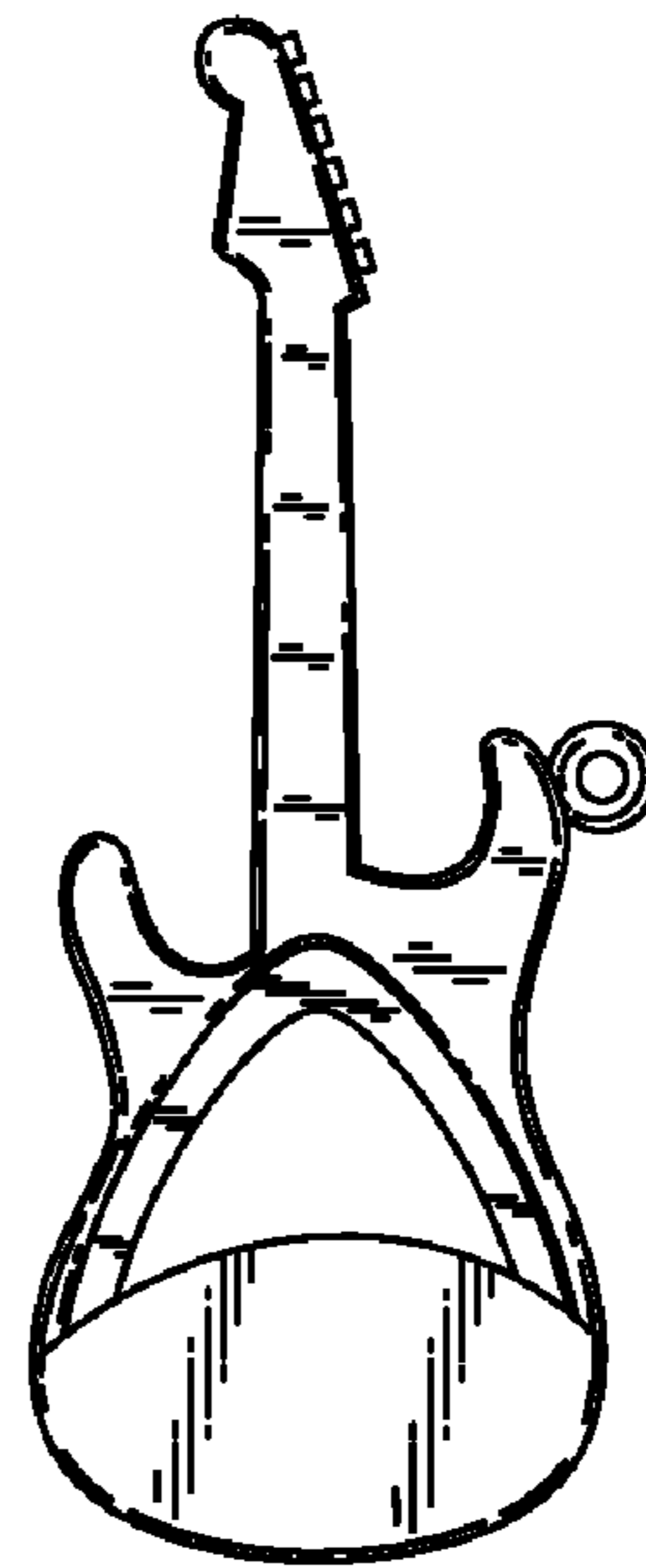
**FIG. 2**



**FIG. 3**



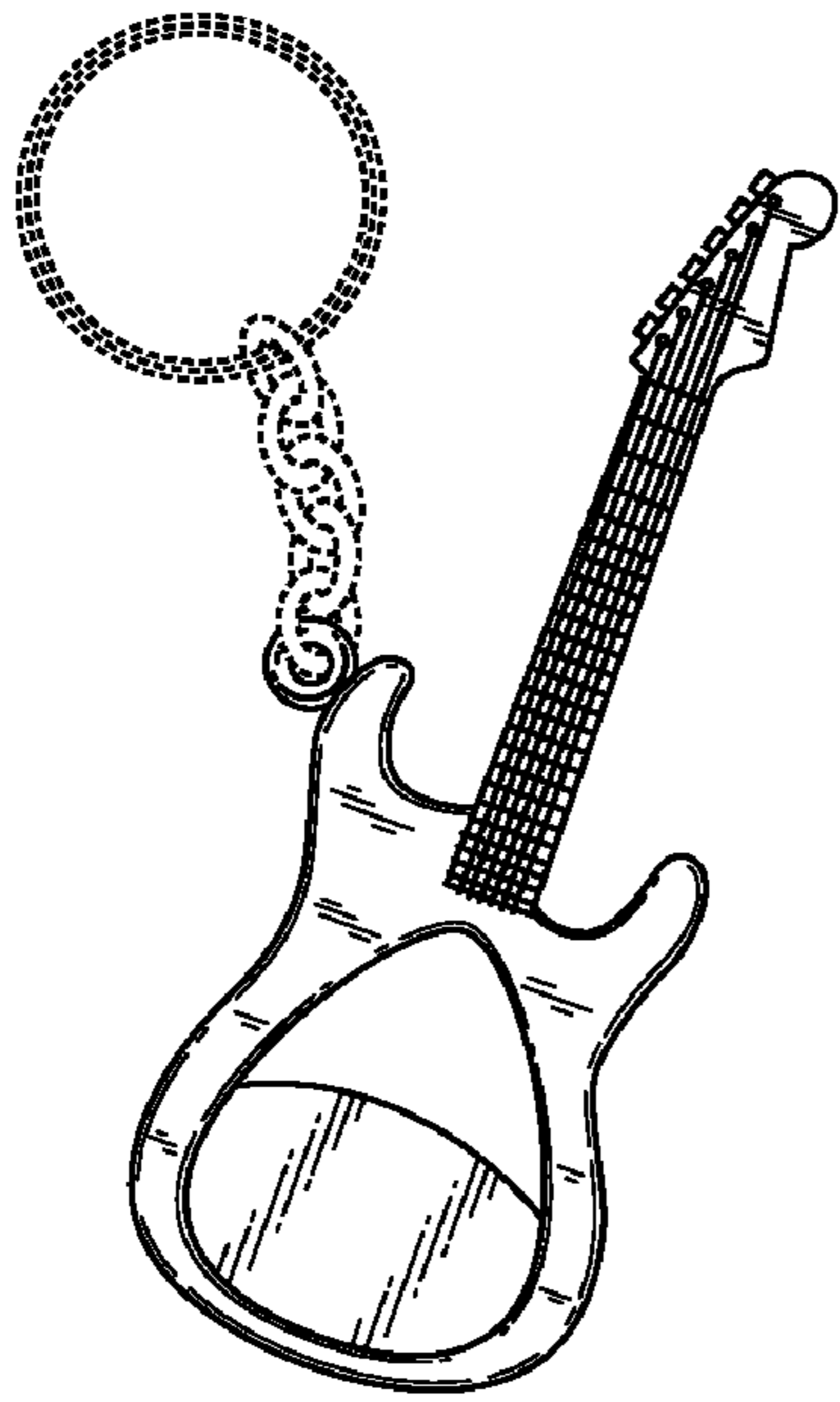
**FIG. 4**



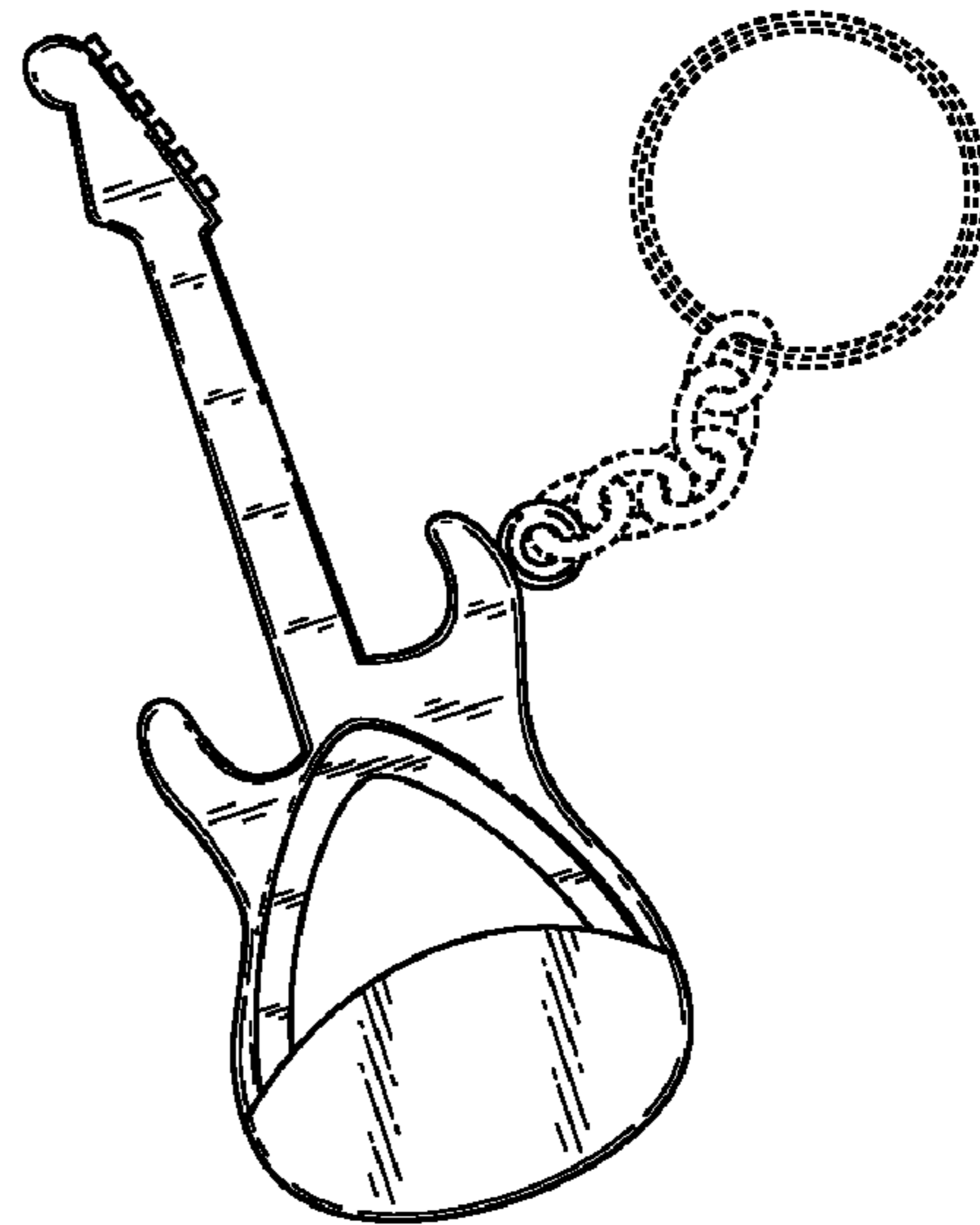
**FIG. 5**




**FIG. 6**



**FIG. 7**



**FIG. 8**



**FIG. 9**