



US00D596979S

(12) **United States Design Patent**  
**Fitzgerald**

(10) **Patent No.:** **US D596,979 S**

(45) **Date of Patent:** **\*\* Jul. 28, 2009**

(54) **FLEXIBLE PLASTIC CORSAGE HOLDER BAND**

(75) Inventor: **Mary Fitzgerald**, New York, NY (US)

(73) Assignee: **Daniel W. Fisher**, Cincinnati, OH (US)

(\*\*) Term: **14 Years**

(21) Appl. No.: **29/253,072**

(22) Filed: **Feb. 1, 2006**

(51) **LOC (9) Cl.** ..... **11-01**

(52) **U.S. Cl.** ..... **D11/6**

(58) **Field of Classification Search** ..... D11/1-25,  
D11/32, 93, 94; 59/78, 79.2; 63/1.11, 3,  
63/3.1, 3.2, 5.1, 5.2, 7-11; 224/175; D5/34,  
D5/40; D2/621

See application file for complete search history.

(56) **References Cited**

U.S. PATENT DOCUMENTS

|           |     |         |                |       |        |
|-----------|-----|---------|----------------|-------|--------|
| 584,409   | A * | 6/1897  | Schnell        | ..... | D11/1  |
| 625,959   | A * | 5/1899  | Saart          | ..... | D11/4  |
| 657,585   | A * | 9/1900  | Carroll        | ..... | D11/1  |
| 2,184,942 | A * | 12/1939 | McDonald       | ..... | D11/6  |
| D158,157  | S * | 4/1950  | Vastano        | ..... | D11/23 |
| 2,613,412 | A * | 10/1952 | Robinson       | ..... | D11/67 |
| D339,545  | S * | 9/1993  | Davies         | ..... | D11/3  |
| D398,878  | S * | 9/1998  | Middleton, Sr. | ..... | D11/86 |
| 5,857,217 | A * | 1/1999  | Hsueh          | ..... | 63/21  |

\* cited by examiner

*Primary Examiner*—Cathron Brooks

*Assistant Examiner*—Michael A. Pratt

(74) *Attorney, Agent, or Firm*—Anthony J. Casella; Gerald E. Hespos

(57) **CLAIM**

The ornamental design for a flexible plastic corsage holder band, as shown and described.

**DESCRIPTION**

FIG. 1 is a perspective view of the flexible plastic corsage holder band of my new design as tied about the wrist of a person illustrated in dashed lines;

FIG. 2 is a top plan view of the flexible plastic corsage holder band of FIG. 1;


FIG. 3 is a side elevational view of the flexible plastic corsage holder band of FIG. 1, the opposite side being a mirror image of the side shown;

FIG. 4 is a front elevational view of the flexible plastic corsage holder band of FIG. 1, the back elevational view being a mirror image of the front elevational view; and,

FIG. 5 is a bottom plan view of the flexible plastic corsage holder band of FIG. 1.

The dashed lines showing the wrist of a person and the flowers attached to the corsage holder band are for illustrative purposes only and form no part of the claimed design.

**1 Claim, 3 Drawing Sheets**



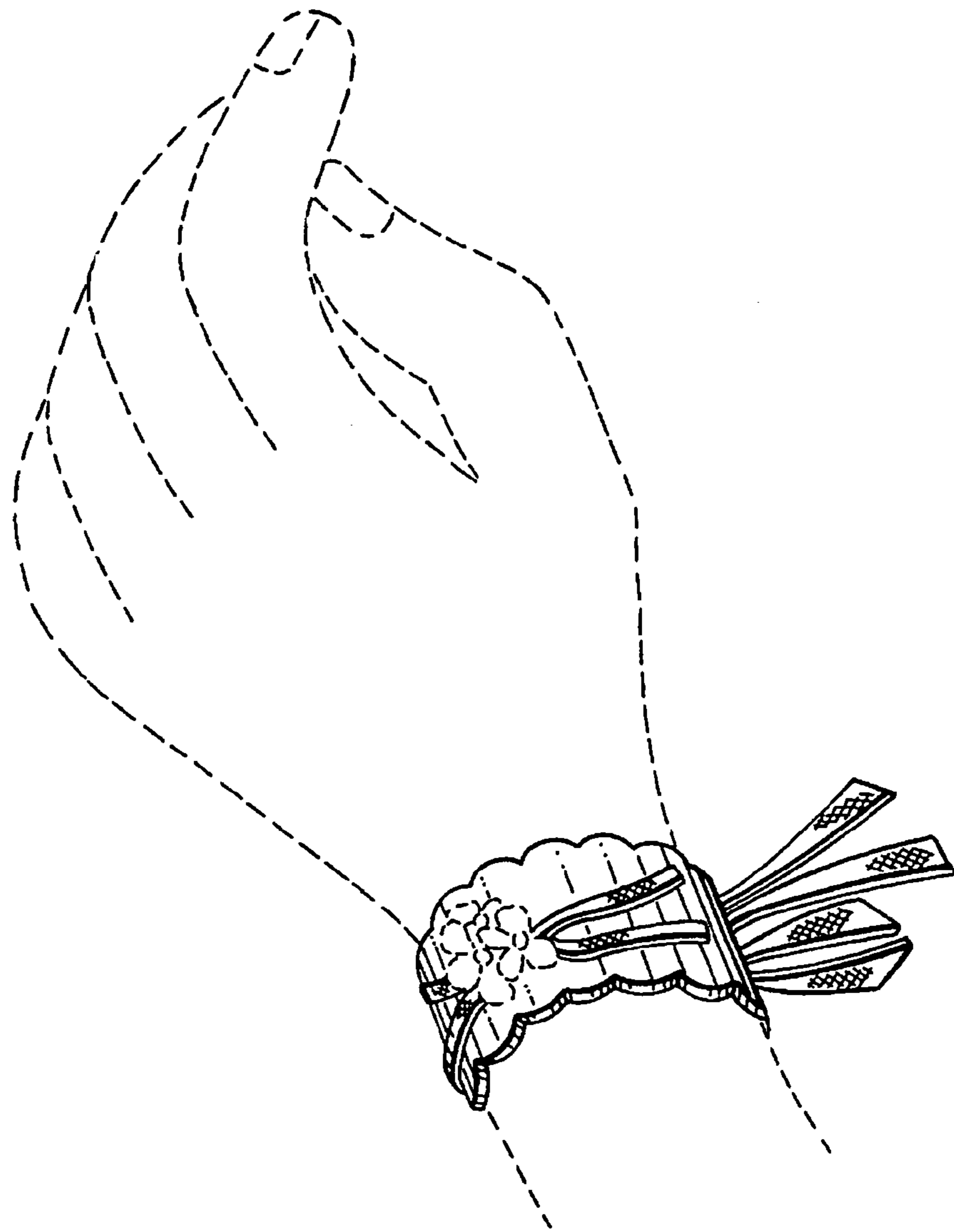


FIG. 1

FIG.2

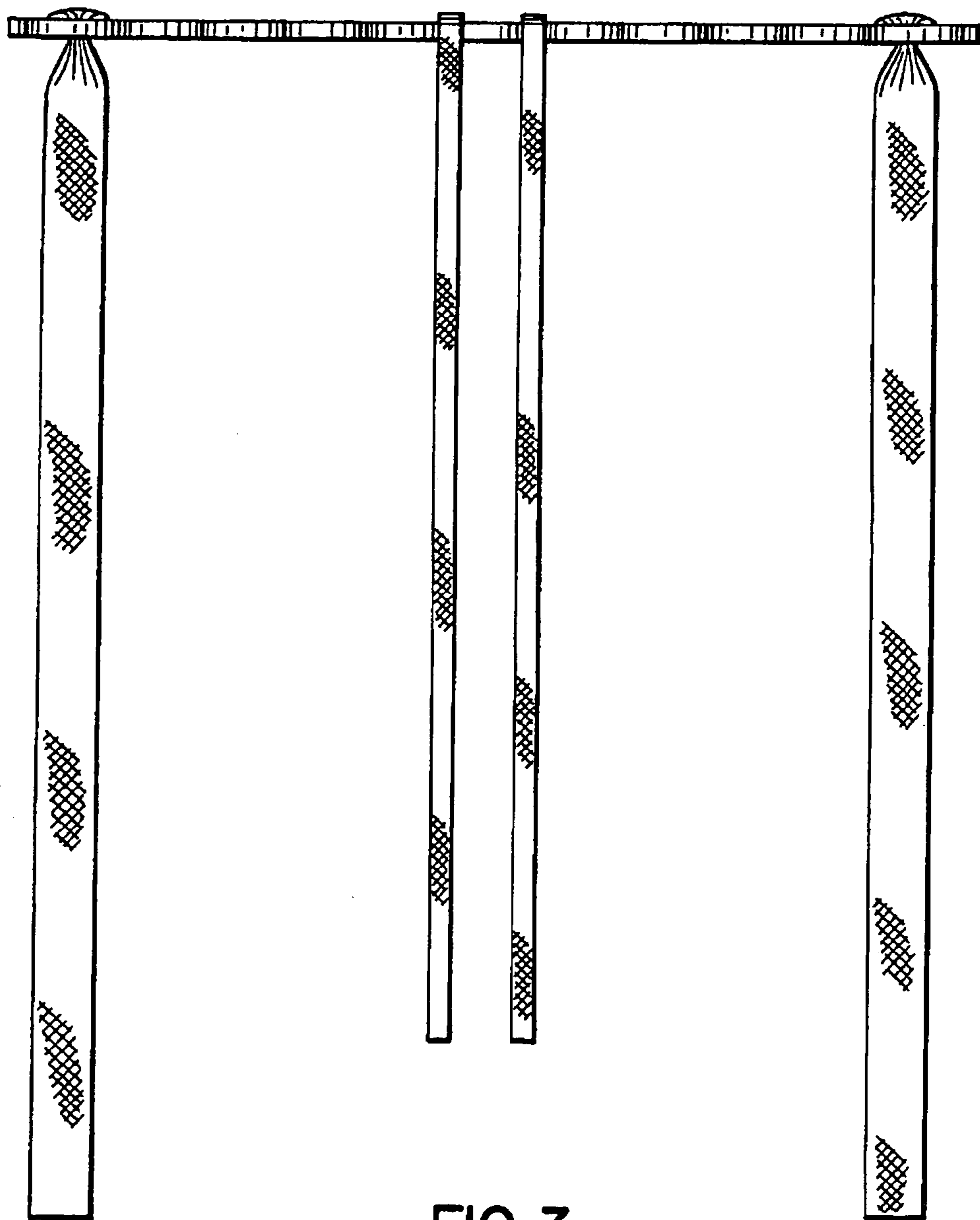
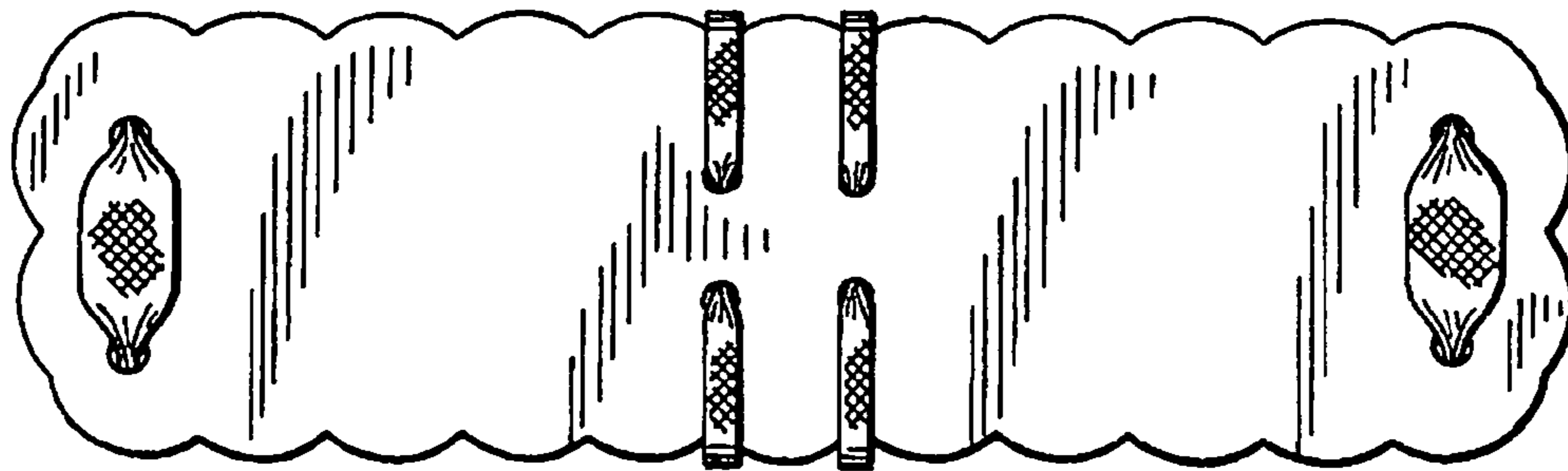


FIG.3




FIG. 4

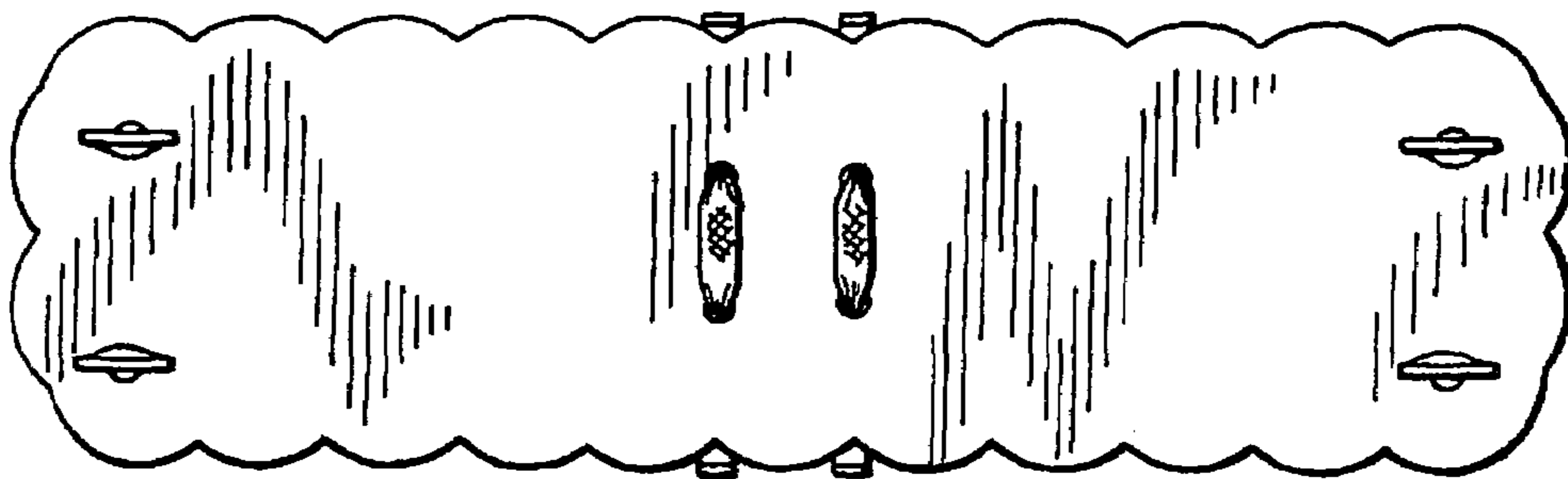


FIG. 5