



US00D596977S

(12) **United States Design Patent**
Ogura et al.

(10) **Patent No.:** **US D596,977 S**
(45) **Date of Patent:** **** Jul. 28, 2009**

(54) **CONTROL PANEL FOR ELEVATOR**

(75) Inventors: **Toshihisa Ogura**, Chiyoda-Ku (JP);
Kazuko Matsuda, Chiyoda-Ku (JP)

(73) Assignee: **Mitsubishi Electric Corporation**,
Tokyo (JP)

(**) Term: **14 Years**

(21) Appl. No.: **29/318,997**

(22) Filed: **Jun. 2, 2008**

(30) **Foreign Application Priority Data**

Dec. 5, 2007 (JP) 2007-033355

(51) **LOC (9) Cl.** **10-05**

(52) **U.S. Cl.** **D10/108**

(58) **Field of Classification Search** D10/108,
D10/106, 104; D6/310, 308; D13/162; D14/371,
D14/383, 388–390, 485, 486, 138 G, 146,
D14/149, 150, 245, 247; D20/10, 43; 187/389–391,
187/397, 396, 380, 395; D18/6, 7
See application file for complete search history.

(56) **References Cited**

U.S. PATENT DOCUMENTS

- D246,034 S * 10/1977 Sparks et al. D10/106
- D279,898 S * 7/1985 Morse D14/247
- D303,638 S * 9/1989 Andrews et al. D10/106
- D327,856 S * 7/1992 Loew et al. D10/106
- D350,747 S * 9/1994 McClendon D14/150
- D427,641 S * 7/2000 Palmer D20/42
- 6,578,675 B2 * 6/2003 Wilson et al. 187/391
- D493,816 S * 8/2004 Butler D18/4.6
- D533,894 S * 12/2006 Chan D18/7
- D563,806 S * 3/2008 Jeon D10/65
- D563,807 S * 3/2008 Jeon D10/65
- D577,703 S * 9/2008 Lee et al. D14/138 G

OTHER PUBLICATIONS

Finnish Design Patent Registration No. 23646, “Control Panel for Elevator”, Kone Corporation.

International Design Patent Registration No. DM/040 124, “Elevator Car and Parts”, Inventio.

Chinese Design Patent Registration No. CN 3067509D, “Control Panel for Elevator”, LG Electric Corporation.

Catalogue of Kone Corporation, “Control Panel for Elevator”, Kone Corporation.

Catalogue of Otis Corporation, “Control Panel for Elevator”, Otis Corporation.

* cited by examiner

Primary Examiner—Caron Veynar

Assistant Examiner—George D Kirschbaum

(74) *Attorney, Agent, or Firm*—Sughrue Mion, PLLC

(57) **CLAIM**

The ornamental design for a control panel for elevator, as shown and described.

DESCRIPTION

FIG. 1 is a front, top and right side perspective view of a Control panel for elevator, showing our new design;

FIG. 2 is a front elevational view thereof;

FIG. 3 is a rear elevational view thereof;

FIG. 4 is a top plan view thereof;

FIG. 5 is a bottom plan view thereof;

FIG. 6 is a left side elevational view thereof;

FIG. 7 is a right side elevational view thereof;

FIG. 8 is a cross-sectional view thereof; taken along line 8—8 of FIG. 2; and,

FIG. 9 is a reference view with the light-transmitting portions drawn by oblique lines.

The broken lines in the drawings are for environmental purposes only and form no part of the claimed design.

1 Claim, 4 Drawing Sheets

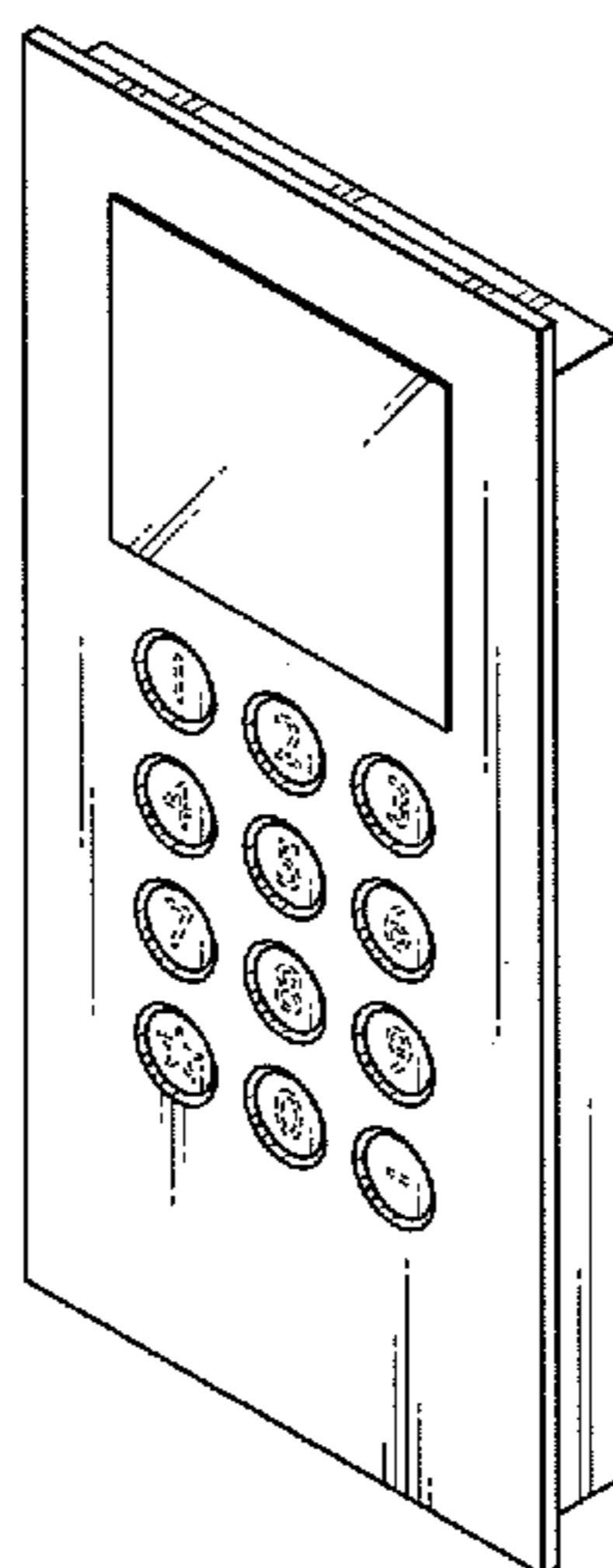


FIG. 1

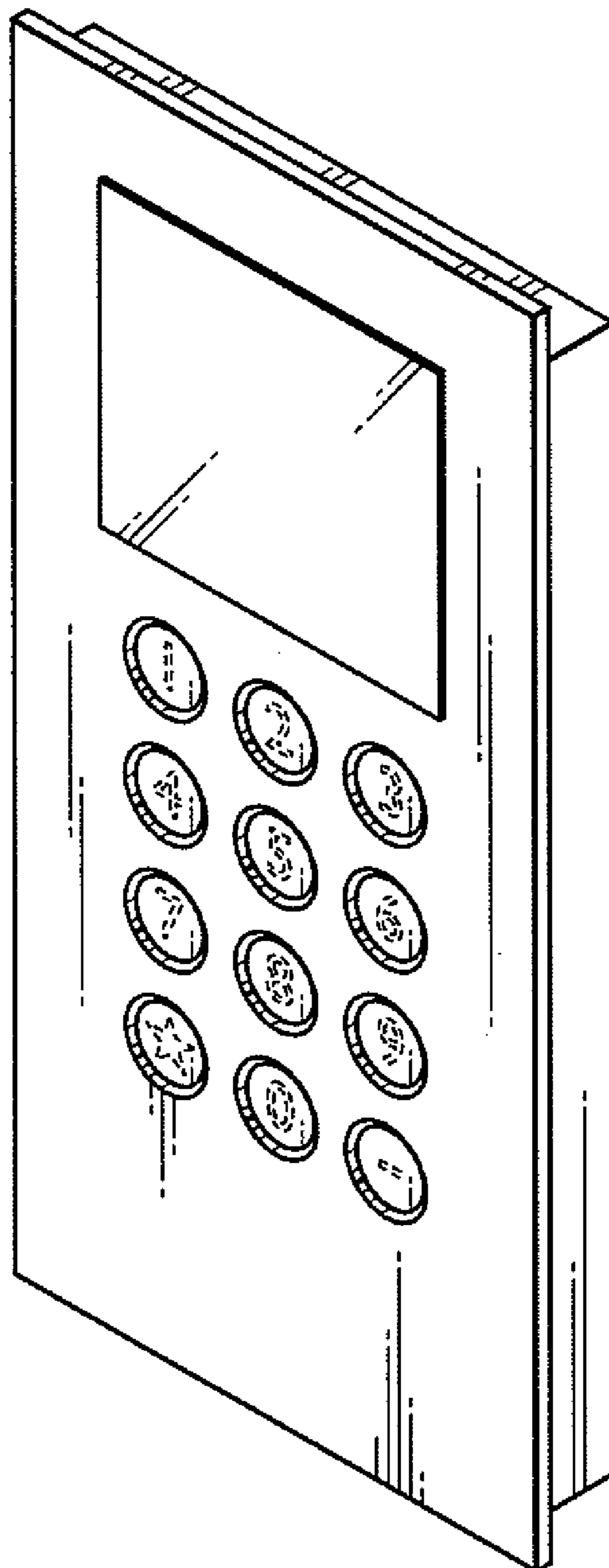
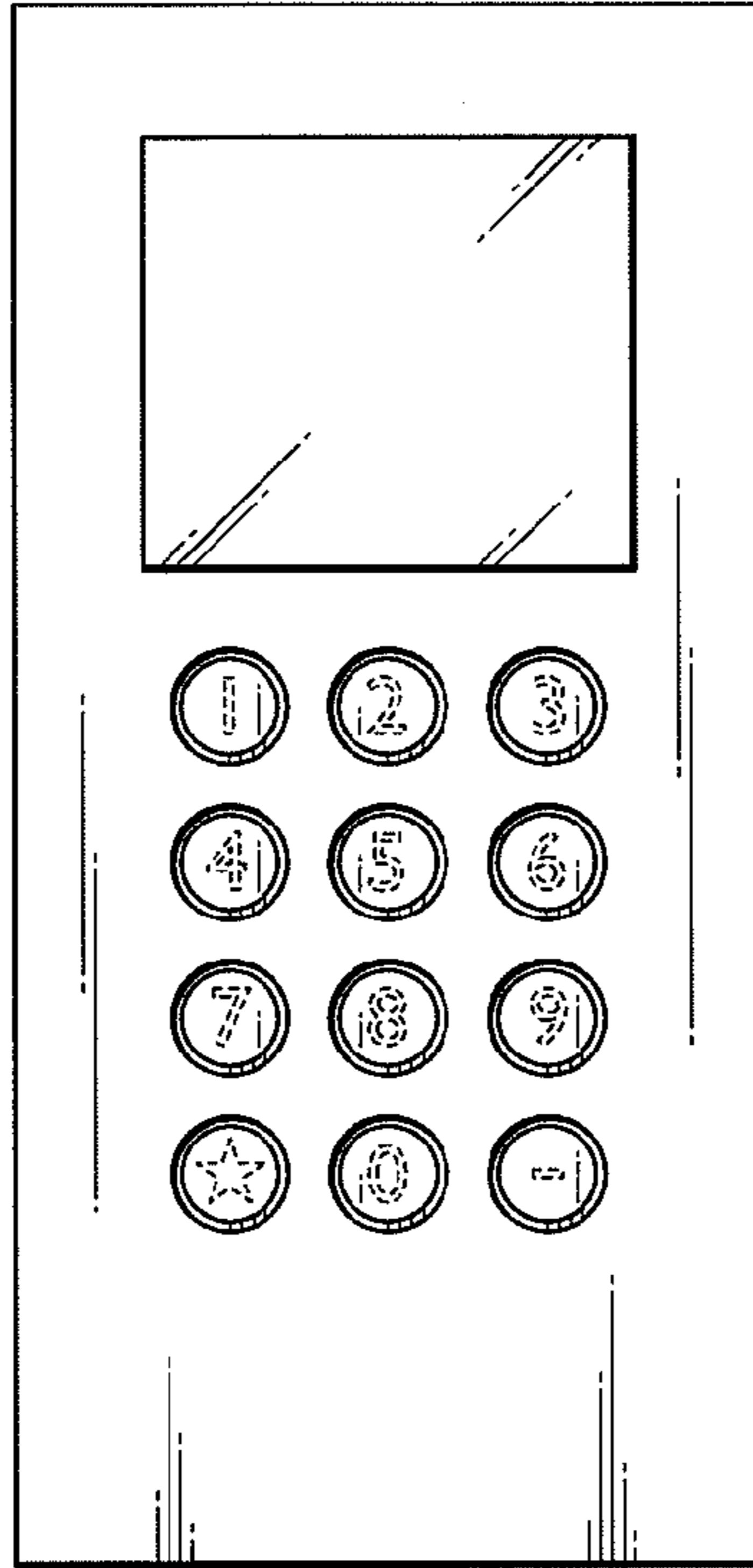


FIG.2

8 ←



8 ←

FIG.3




FIG.4

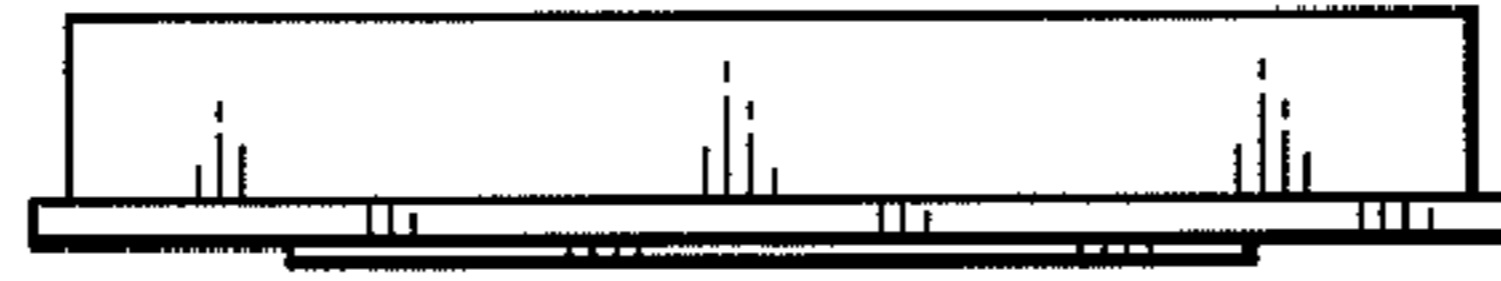


FIG.5

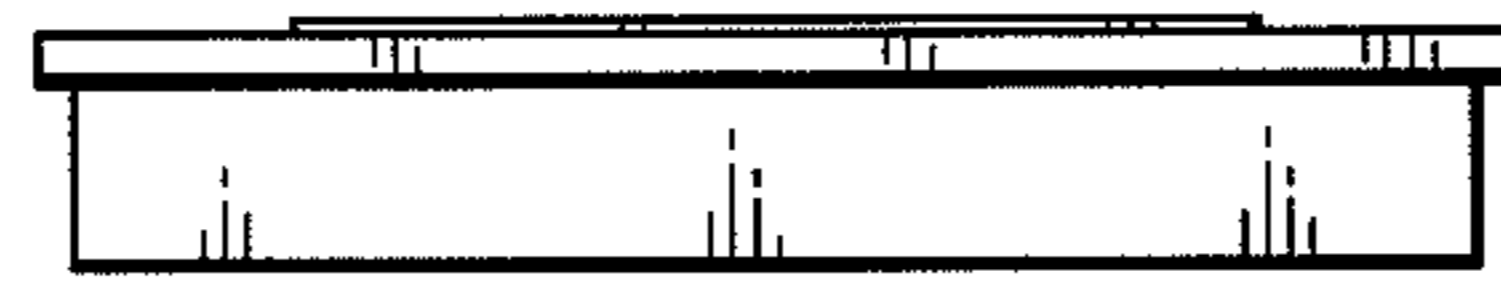


FIG.6



FIG.7



FIG.8



FIG.9

