



US00D596951S

(12) **United States Design Patent**
Kim

(10) **Patent No.:** **US D596,951 S**
(45) **Date of Patent:** **** Jul. 28, 2009**

(54) **SHIRTS ARRANGED IN A BOX**

(75) Inventor: **Cin Kim**, Alpine, NJ (US)

(73) Assignee: **Peacock Apparel Group, Inc.**, New York, NY (US)

(**) Term: **14 Years**

(21) Appl. No.: **29/325,195**

(22) Filed: **Sep. 26, 2008**

(51) **LOC (9) Cl.** **09-01**

(52) **U.S. Cl.** **D9/721**

(58) **Field of Classification Search** D9/414,
D9/415, 418, 423, 430, 432, 434, 456, 457,
D9/715, 721, 722, 737; D2/500-502, 600,
D2/602, 605-607, 609, 728, 828-830, 840-842,
D2/847, 849, 853, 854; D3/272; D6/300;
2/66, 77, 102, 115, 137-139, 144, 145, 148,
2/151, 154; 206/242, 275, 299, 554, 769;
223/83, 84; 229/87.15, 122, 125.08, 136,
229/160-162, 240, 275

See application file for complete search history.

(56) **References Cited**

U.S. PATENT DOCUMENTS

698,266 A	4/1902	Elliott	
1,862,353 A	6/1932	Allison	
2,063,255 A	12/1936	Madsen et al.	
2,233,207 A	2/1941	Gillam	
3,043,494 A	7/1962	Moore	
3,066,792 A	12/1962	Spilman	
3,346,881 A	10/1967	Mathison	
3,363,264 A	1/1968	Mathison	
3,511,364 A	5/1970	Airido	
3,670,881 A	6/1972	Dutcher	
4,046,253 A	9/1977	Weaver	
4,173,792 A	11/1979	Intengan	
4,182,224 A	1/1980	Dutcher	
D261,479 S	10/1981	Marks	
D276,964 S *	1/1985	Boland, II	D6/470
4,762,272 A	8/1988	Herrin	
4,856,709 A	8/1989	Axelsson et al.	

4,933,991 A	6/1990	Love
D343,356 S	1/1994	Wittman
D346,960 S	5/1994	Bennett
5,316,139 A	5/1994	Judd et al.
D349,181 S	8/1994	Cheng
5,499,484 A	3/1996	Herrin
D368,588 S	4/1996	Goraleski et al.
5,549,243 A	8/1996	Dorier et al.
5,673,434 A	10/1997	Risk
D390,339 S	2/1998	Dipietro

(Continued)

Primary Examiner—Stella M Reid
Assistant Examiner—Shanda C Hill
(74) *Attorney, Agent, or Firm*—Leason Ellis LLP

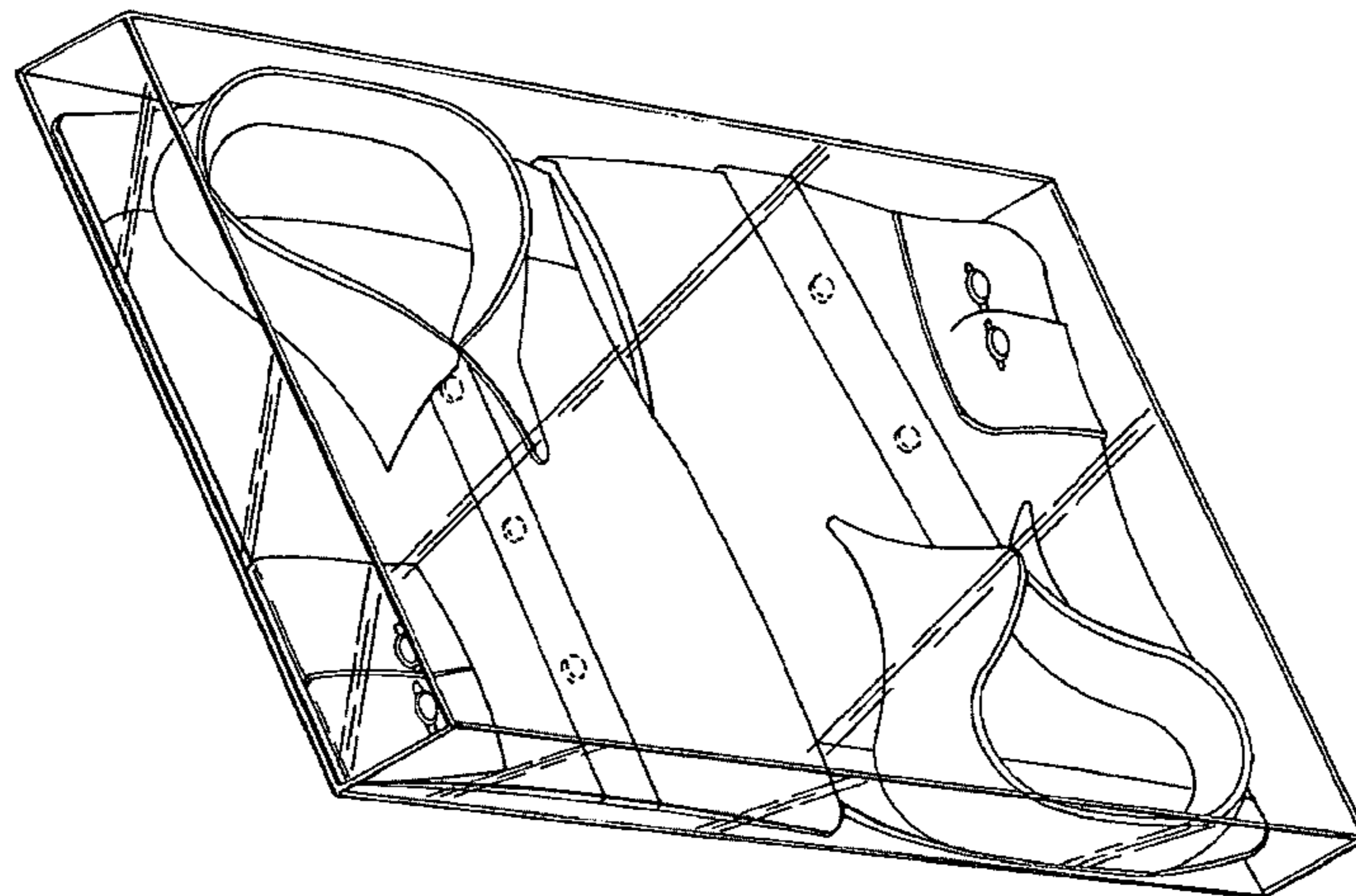
(57) **CLAIM**

The ornamental design for shirts arranged in a box, as shown and described.

DESCRIPTION

FIG. 1 is a top and side perspective view of shirts arranged in a box showing my new design;
FIG. 2 is a top plan view thereon;
FIG. 3 is a first end view thereof, the second end being a mirror image;
FIG. 4 is a left side elevation view thereof, the right side being a mirror image; and,
FIG. 5 is a bottom plan view thereof.
The broken lines of FIGS. 1-5 are for illustrative purposes only to show exemplary buttons and a shirt placket and form no part of the claimed design.

1 Claim, 3 Drawing Sheets



US D596,951 S

Page 2

U.S. PATENT DOCUMENTS							
				7,310,857	B2	12/2007	Kim
D392,112	S	*	3/1998 Cynkar et al.	D6/314			
D394,959	S	*	6/1998 Kwan	D6/314			
6,041,998	A		3/2000 Goldberg et al.				
6,142,365	A		11/2000 Breitbach				
D458,064	S	*	6/2002 List et al.	D6/509			
D458,483	S	*	6/2002 List et al.	D6/509			
6,460,189	B1		10/2002 Welch				
D468,941	S	*	1/2003 List et al.	D6/509			
D490,977	S	*	6/2004 Freeman	D3/273			
D492,595	S		7/2004 Chang				
7,096,509	B2		8/2006 Kim				
7,114,220	B2		10/2006 Kim				
D546,674	S		7/2007 Limber				
D553,495	S		10/2007 Vandecasteele et al.				
				D565,965	S	4/2008	Kim
				D565,966	S	4/2008	Kim
				D574,722	S	8/2008	Kim
				D574,723	S	8/2008	Kim
				D574,724	S	8/2008	Kim
				D574,725	S	8/2008	Kim
				D574,726	S	8/2008	Kim
				D574,727	S	8/2008	Kim
				D574,728	S	8/2008	Kim
				D574,729	S	8/2008	Kim
				D574,730	S	8/2008	Kim
				D581,681	S	* 12/2008	Goolrick
				2007/0062846	A1	3/2007	Kim
							D6/314

* cited by examiner

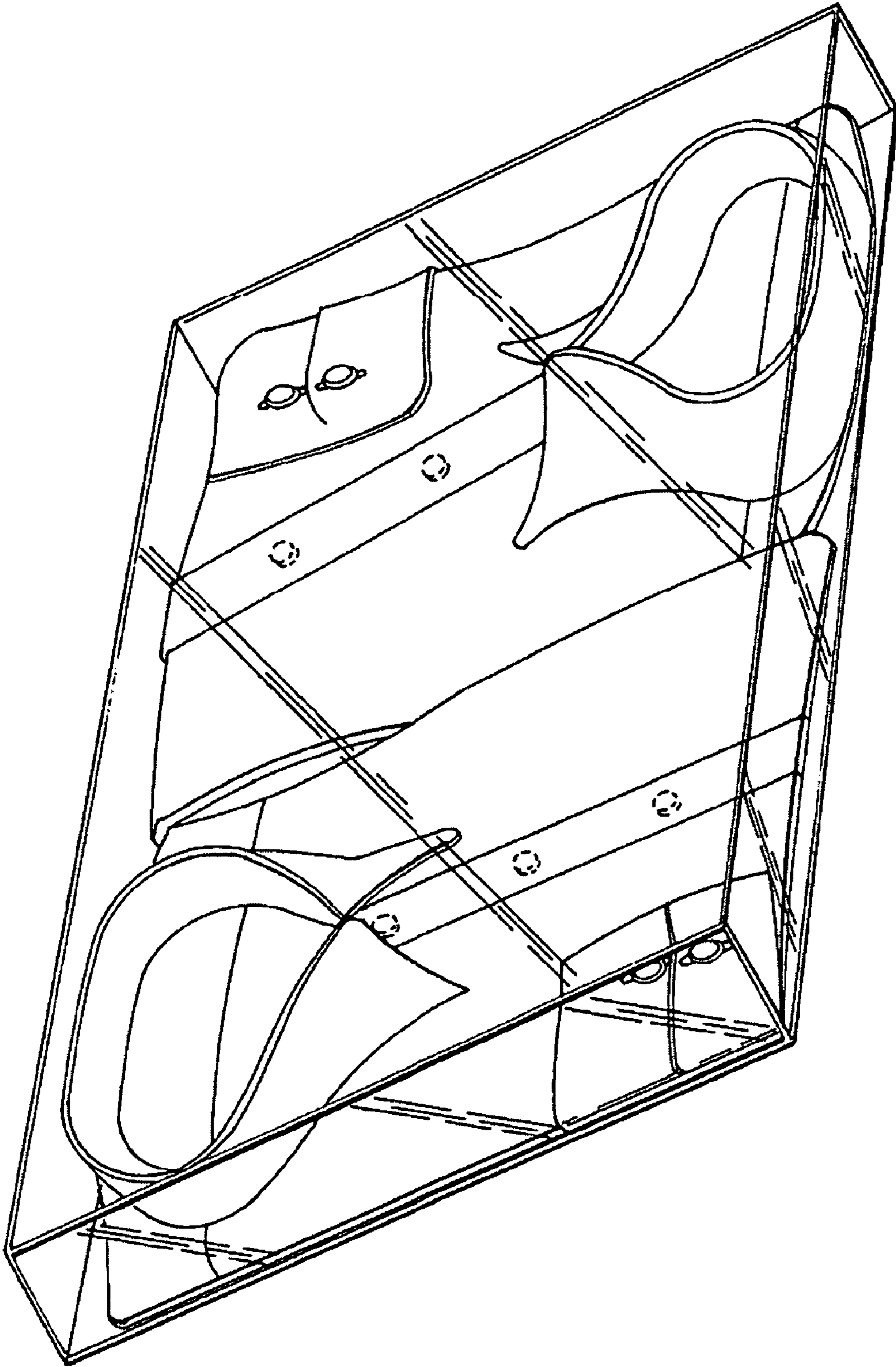


Fig. 1

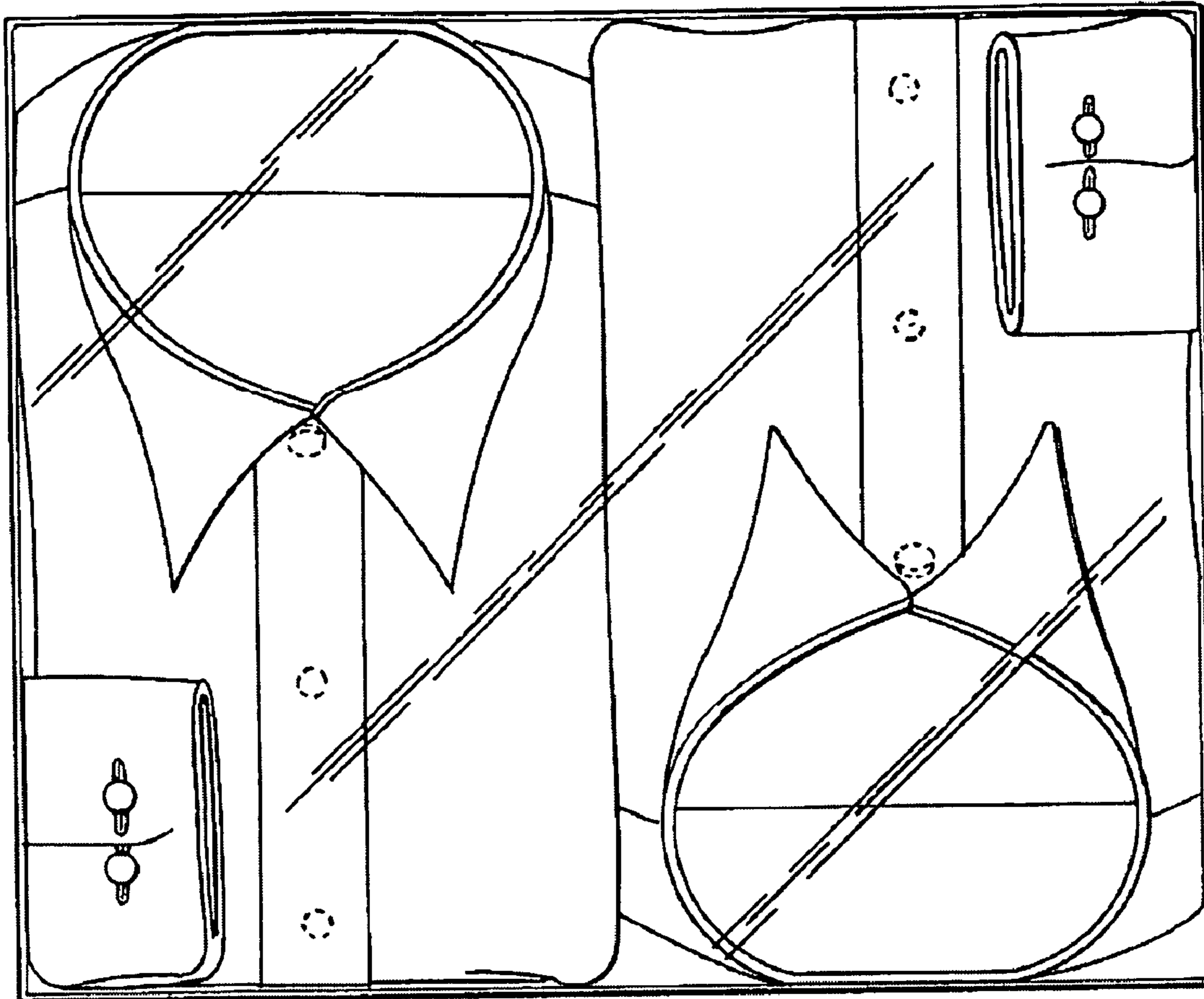


Fig. 2




Fig. 3




Fig. 4




Fig. 5