

US00D596943S

(12) **United States Design Patent**
Baker

(10) **Patent No.:** **US D596,943 S**

(45) **Date of Patent:** **** Jul. 28, 2009**

(54) **BOTTLE**

(76) **Inventor:** **Thomas E. Baker**, 804 Sipos Cir.,
Englewood, OH (US) 45322

(**) **Term:** **14 Years**

(21) **Appl. No.:** **29/278,626**

(22) **Filed:** **Apr. 4, 2007**

(51) **LOC (9) Cl.** **09-01**

(52) **U.S. Cl.** **D9/516**

(58) **Field of Classification Search** D9/516,
D9/518, 559, 560, 575, 531, 530, 535, 541,
D9/543, 517, 529, 544, 546, 434, 435, 439;
215/381-385, 396, 398

See application file for complete search history.

(56) **References Cited**

U.S. PATENT DOCUMENTS

D146,128	S *	12/1946	Billups	D9/528
3,472,410	A *	10/1969	Turner	215/206
3,612,324	A *	10/1971	Malick	215/222
D276,890	S *	12/1984	Hancher	D9/522
D278,033	S *	3/1985	Borkan et al.	D9/437
D288,531	S *	3/1987	Tarasevich et al.	D9/522
4,949,861	A *	8/1990	Cochran	215/42
D317,983	S *	7/1991	Gilbreath	D3/247
5,105,958	A	4/1992	Patton		
D372,358	S *	8/1996	Mathison	D3/247
D378,018	S *	2/1997	Ouellette	D3/215
5,609,277	A	3/1997	McDonald		
5,743,620	A	4/1998	Rojas et al.		
D414,116	S *	9/1999	Bourque et al.	D9/531
D426,703	S *	6/2000	Kojoori	D3/249
D428,812	S *	8/2000	Bakic	D9/439
D429,067	S *	8/2000	Kleinsmith	D3/249

D429,068	S *	8/2000	Kleinsmith	D3/249
6,273,283	B1	8/2001	Terrana et al.		
D449,993	S *	11/2001	Schumann	D9/531
D476,893	S *	7/2003	Pinnavaia	D9/454
D479,995	S *	9/2003	Duceppe	D9/444
D504,819	S *	5/2005	Kelley et al.	D9/454
D533,185	S *	12/2006	Ishida et al.	D14/496
D539,141	S *	3/2007	Penfold et al.	D9/442

* cited by examiner

Primary Examiner—Stella M Reid

Assistant Examiner—Elizabeth J Oswecki

(74) *Attorney, Agent, or Firm*—R. William Graham

(57) **CLAIM**

I claim the ornamental design for a bottle, as shown and described.

DESCRIPTION

FIG. 1 is a back elevation view of a bottle showing my new design;

FIG. 2 is a front elevation view thereof;

FIG. 3 is a bottom plan view thereof;

FIG. 4 is a top plan view thereof;

FIG. 5 is a side elevation view thereof;

FIG. 6 is an opposite side elevation view thereof; and,

FIG. 7 is a back perspective view thereof.

The broken line showing of a lower portion of a bottle clip is included for the purpose of illustrating only and form no part of the claimed design.

The shading in FIG. 1-7 excluding FIG. 2 is understood to indicate a flat surface.

1 Claim, 2 Drawing Sheets




FIGURE 1

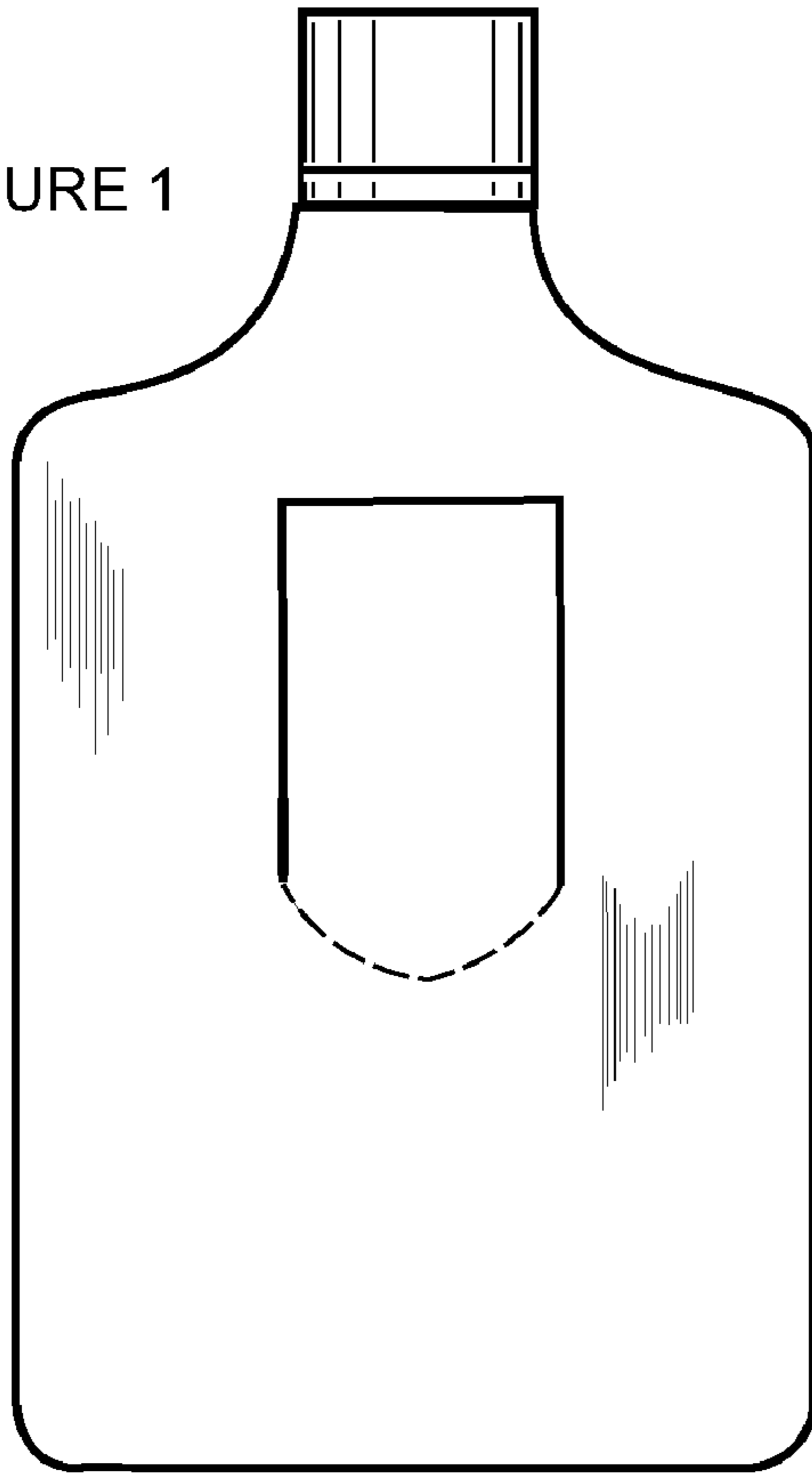


FIGURE 2

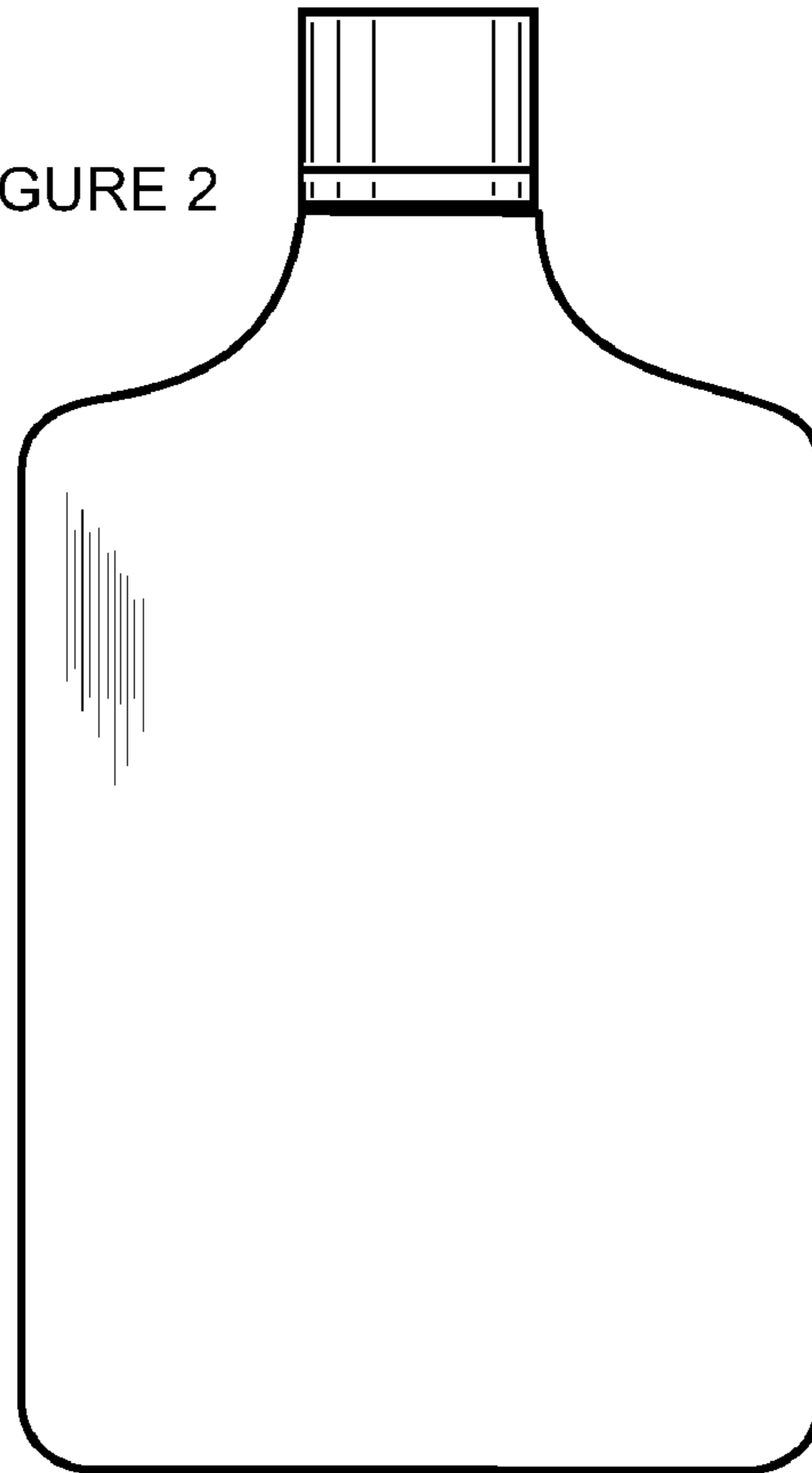


FIGURE 3

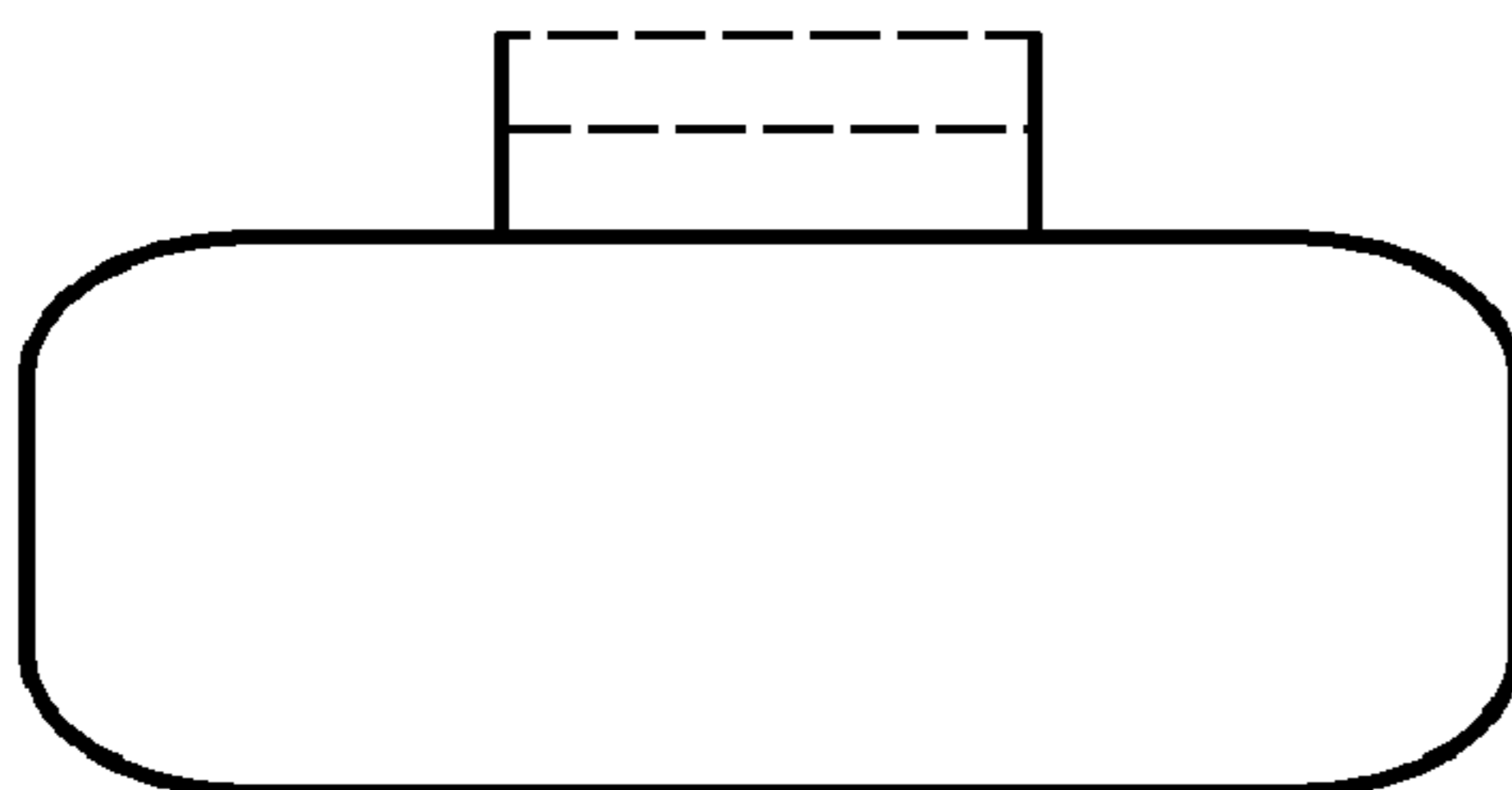


FIGURE 4

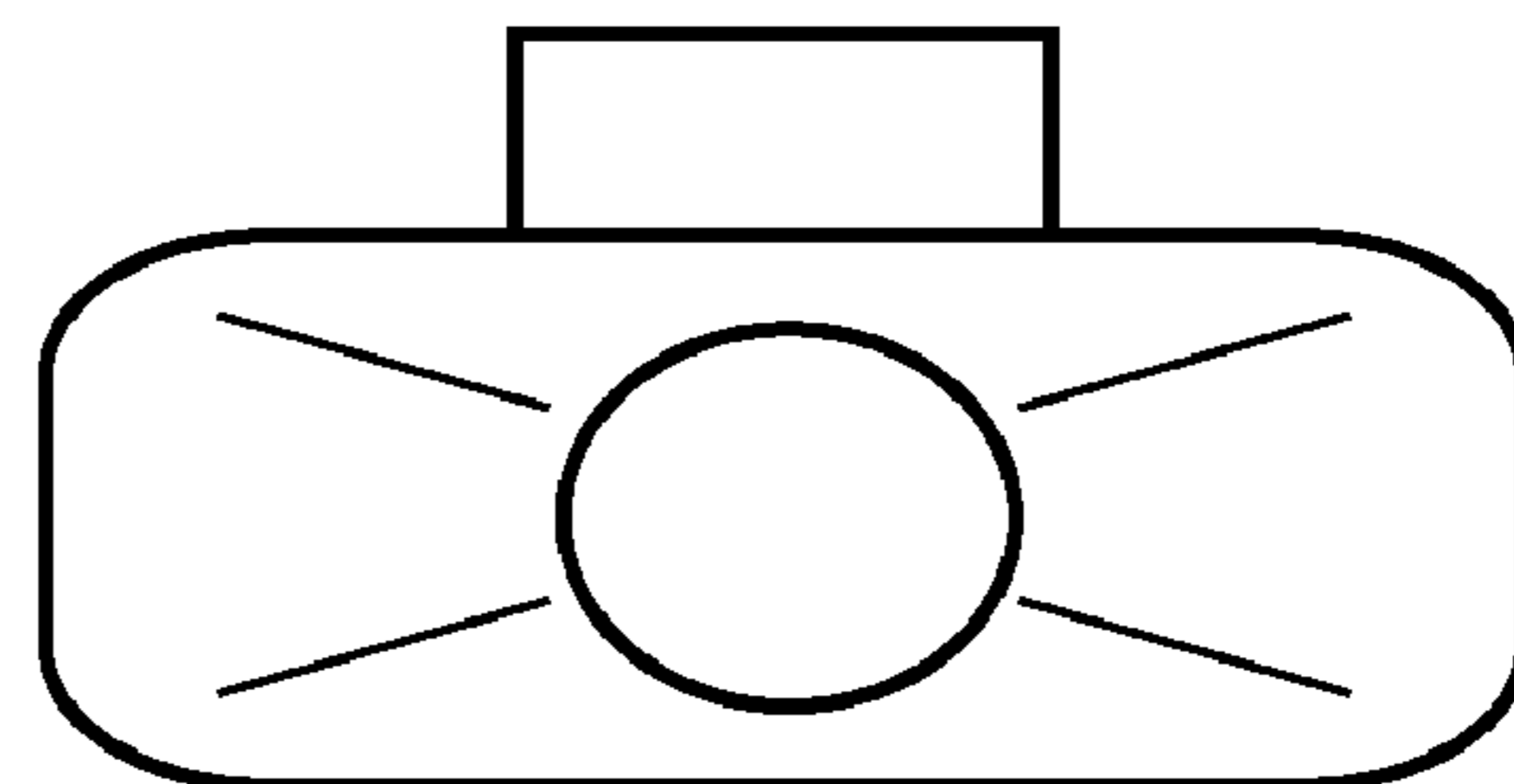


FIGURE 5

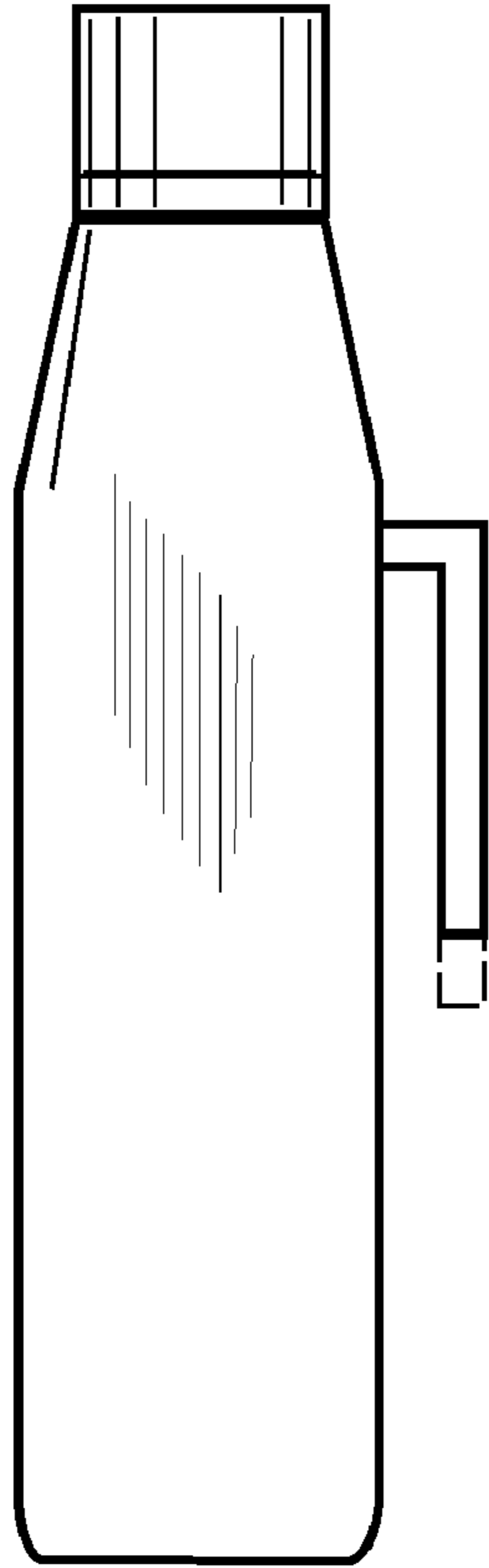


FIGURE 6

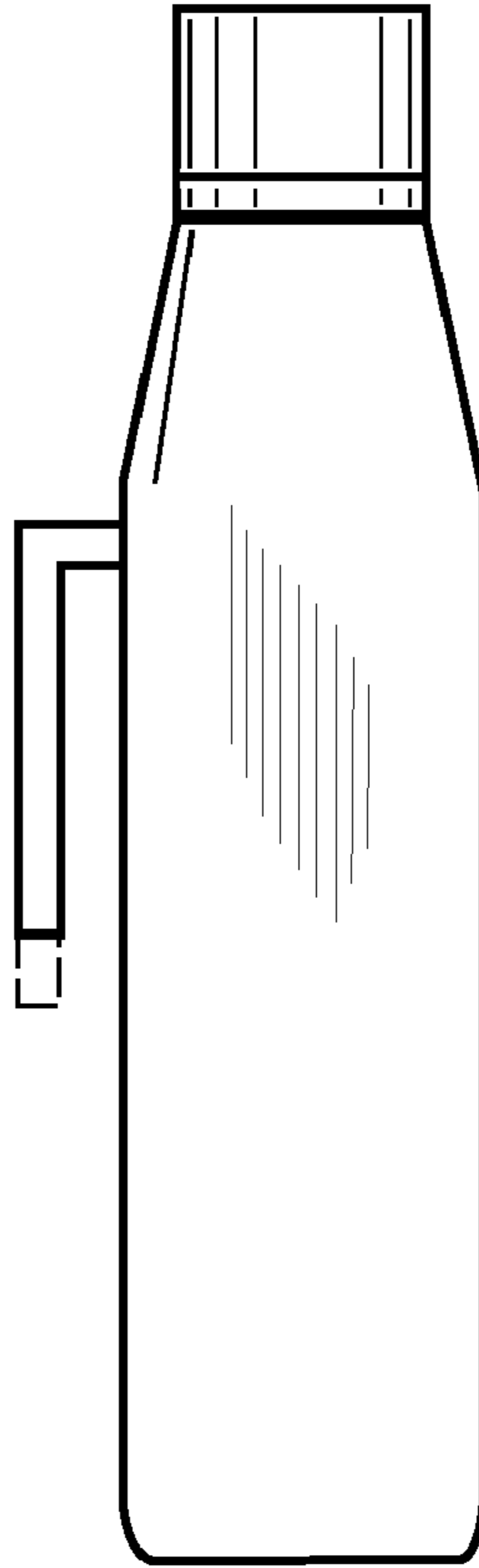


FIGURE 7

