



US00D596936S

(12) **United States Design Patent**
Bierschenk et al.

(10) **Patent No.:** **US D596,936 S**
(45) **Date of Patent:** **** Jul. 28, 2009**

(54) **SEMI-RIGID CONTAINER**

(75) Inventors: **Patrick Joseph Bierschenk**, Dallas, TX (US); **John Joseph Michels**, Highland Village, TX (US); **Irvan Leo Pazdernik**, Alexandria, MN (US)

(73) Assignee: **Frito-Lay North America, Inc.**, Plano, TX (US)

(**) Term: **14 Years**

(21) Appl. No.: **29/280,608**

(22) Filed: **Jun. 1, 2007**

(51) **LOC (9) Cl.** **09-03**

(52) **U.S. Cl.** **D9/432**

(58) **Field of Classification Search** D9/430-433, D9/414, 417, 420-423, 759, 702; 206/45.21, 206/45.29, 476, 525.1, 526, 750, 763, 774, 206/784, 720; 229/100, 101, 103.3, 117, 229/117.01, 117.03-117.08, 120.02, 120.08, 229/120.13-120.18, 120.31, 120.37, 125.09, 229/125.15, 125.29, 126, 138, 155, 170, 229/221, 222, 247, 902, 904, 917, 933-937, 229/942; 221/25, 48, 63, 303, 305, 309; 383/104, 107, 120

See application file for complete search history.

(56) **References Cited**

U.S. PATENT DOCUMENTS

1,826,646	A *	10/1931	Blake	383/120
2,070,747	A *	2/1937	Orstrom	229/104
2,103,092	A *	12/1937	Robinson	493/220
2,152,323	A *	3/1939	Moore	493/217
2,569,964	A *	10/1951	Waters	383/115
2,778,560	A *	1/1957	Pfeiffer	220/9.2
D199,647	S *	11/1964	Willinger	D9/433
3,173,464	A *	3/1965	Curtis	383/22
3,457,707	A *	7/1969	Fesco	55/376
3,739,977	A *	6/1973	Shapiro et al.	383/104
5,044,143	A *	9/1991	Ako et al.	53/448
5,050,737	A *	9/1991	Joslyn et al.	206/494
5,464,285	A *	11/1995	Anderson	383/10

5,722,774	A *	3/1998	Hartz	383/207
5,967,357	A *	10/1999	Kellogg et al.	220/9.2
5,996,882	A *	12/1999	Randall	229/117.05
6,065,873	A *	5/2000	Fowler	383/104
6,164,821	A *	12/2000	Randall	383/34
D444,948	S *	7/2001	Buchanan et al.	D3/303
6,299,351	B1 *	10/2001	Warr	383/10
6,533,456	B1 *	3/2003	Buchman	383/63
6,669,045	B2 *	12/2003	Wang	220/9.2
6,920,993	B2 *	7/2005	Sheng-Bin	220/6

(Continued)

Primary Examiner—T. Chase Nelson

Assistant Examiner—Karen Acker

(74) *Attorney, Agent, or Firm*—Chad E. Walter; Colin P. Cahoon; Carstens & Cahoon, LLP

(57) **CLAIM**

The ornamental design for the semi-rigid container, as shown and described.

DESCRIPTION

FIG. 1 is a perspective view of the semi-rigid container of the present invention;

FIG. 2 is a front elevation view of the semi-rigid container of the present invention, with the rear elevation view a mirror image of the front elevation view;

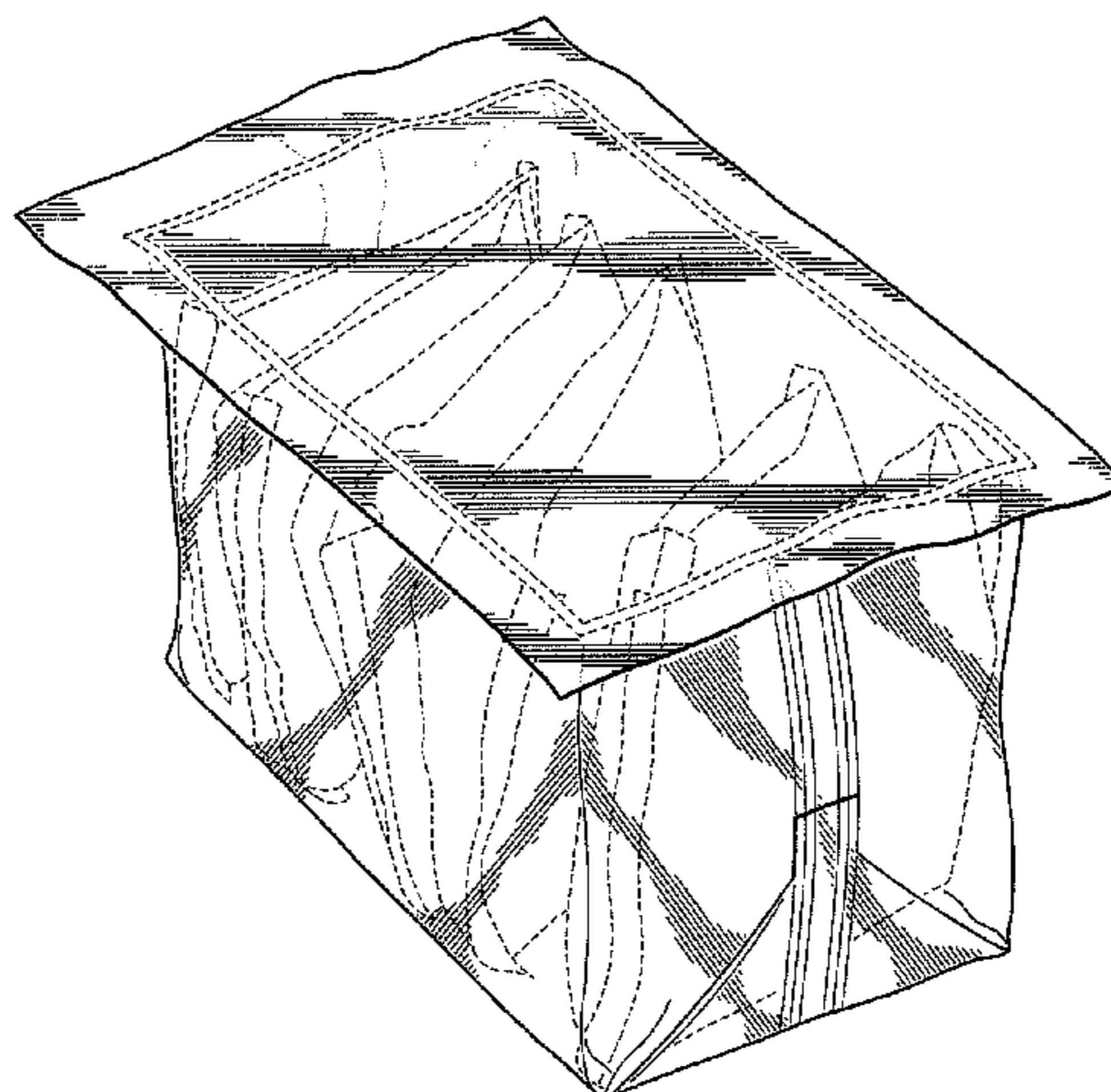
FIG. 3 is a left elevation view of the semi-rigid container of the present invention with the right elevation view a mirror image of the left elevation view;

FIG. 4 a top plan view the semi-rigid container of the present invention; and,

FIG. 5 is a bottom plan view the semi-rigid container of the present invention.

The broken lines in FIG. 1 represent environmental structure in the form of contents within the semi-rigid container and form no part of the claimed design. The broken lines on the semi-rigid container showing a rectangular seal in FIGS. 1, 4 and 5 represent unclaimed portions of the design. The broken lines form no part of the claimed design.

1 Claim, 3 Drawing Sheets



US D596,936 S

Page 2

U.S. PATENT DOCUMENTS

6,957,915	B2 *	10/2005	Tankersley	383/109	2006/0049073	A1 *	3/2006	Shannon	206/459.5
D528,010	S *	9/2006	Yashima et al.	D9/702	2006/0138013	A1 *	6/2006	Lamstein	206/524.8
7,156,556	B2 *	1/2007	Takahashi et al.	383/104	2006/0175328	A1 *	8/2006	Lapoint, III	220/6
2002/0094139	A1 *	7/2002	Buchanan et al.	383/6	2007/0036473	A1 *	2/2007	Nagata et al.	383/119
2003/0217950	A1 *	11/2003	Matthews Brown et al. .	206/770	2008/0011747	A1 *	1/2008	Anderson et al.	220/9.4
2004/0001654	A1 *	1/2004	Kondo	383/120	2008/0131035	A1 *	6/2008	Rogers	383/203
2004/0197032	A1 *	10/2004	Clark	383/104	2008/0240626	A1 *	10/2008	Bell	383/120
2005/0238264	A1 *	10/2005	Ikeda et al.	383/120	2008/0310772	A1 *	12/2008	Dayton et al.	383/61.1

* cited by examiner

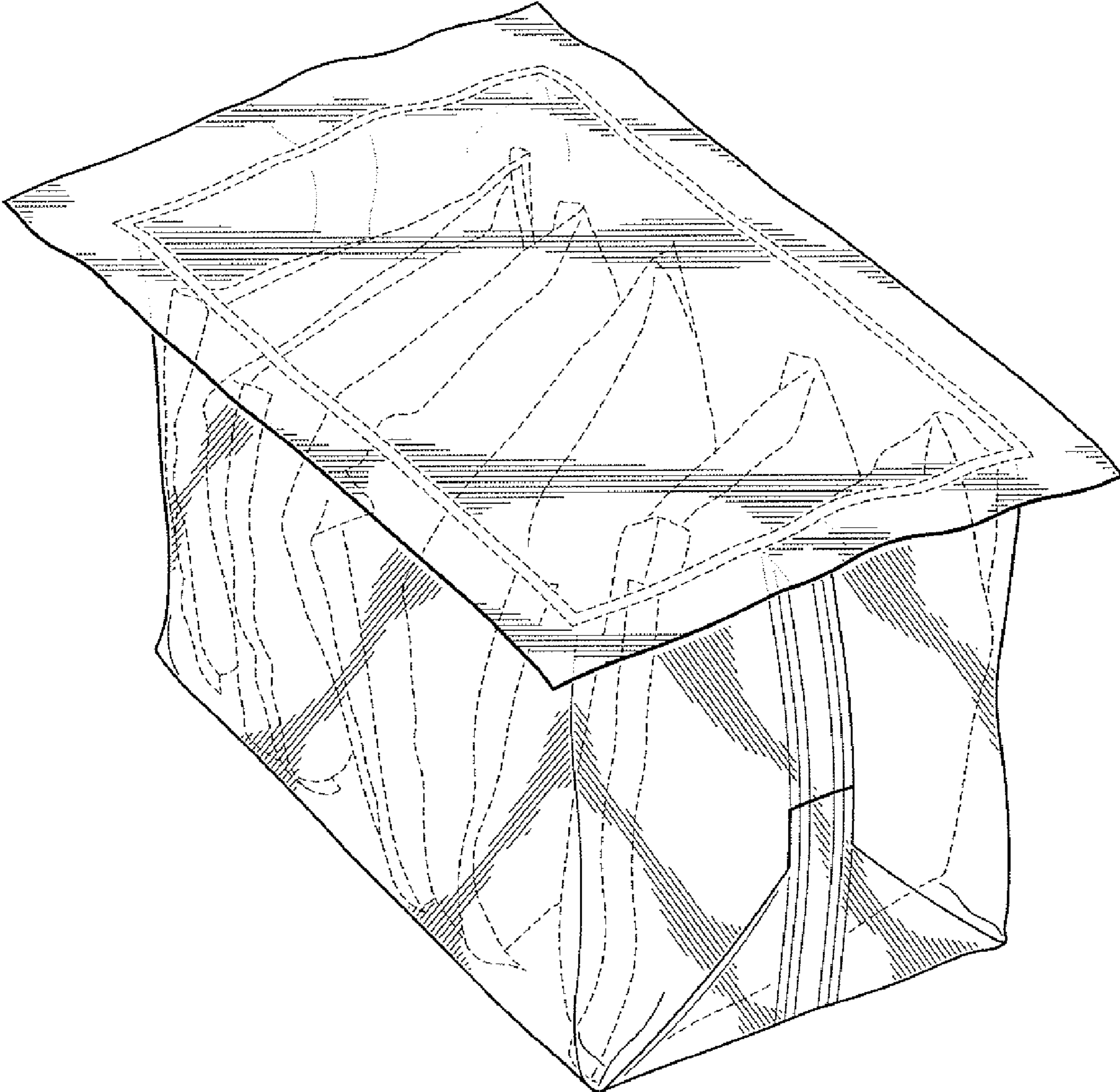


FIG. 1

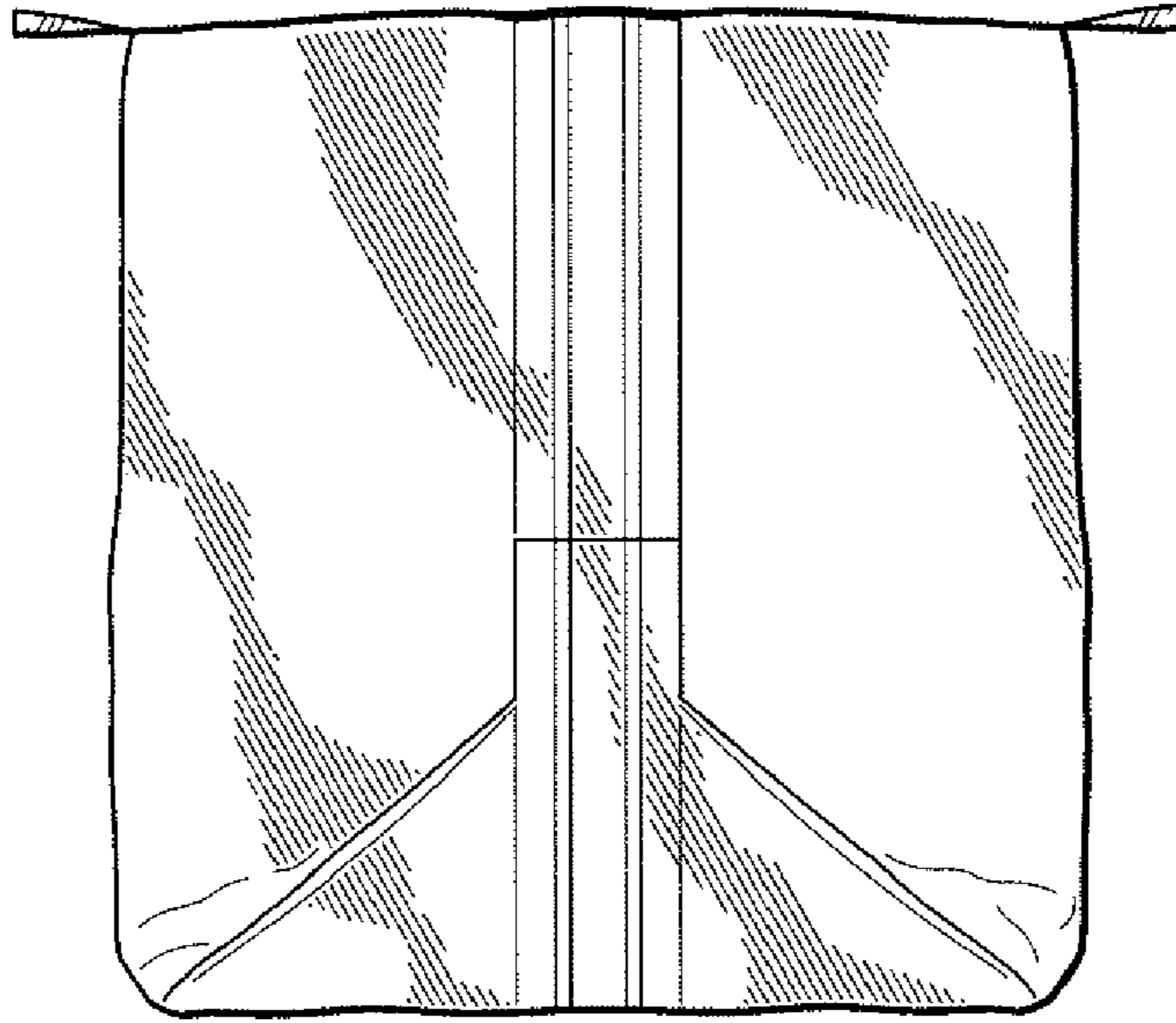


FIG. 2

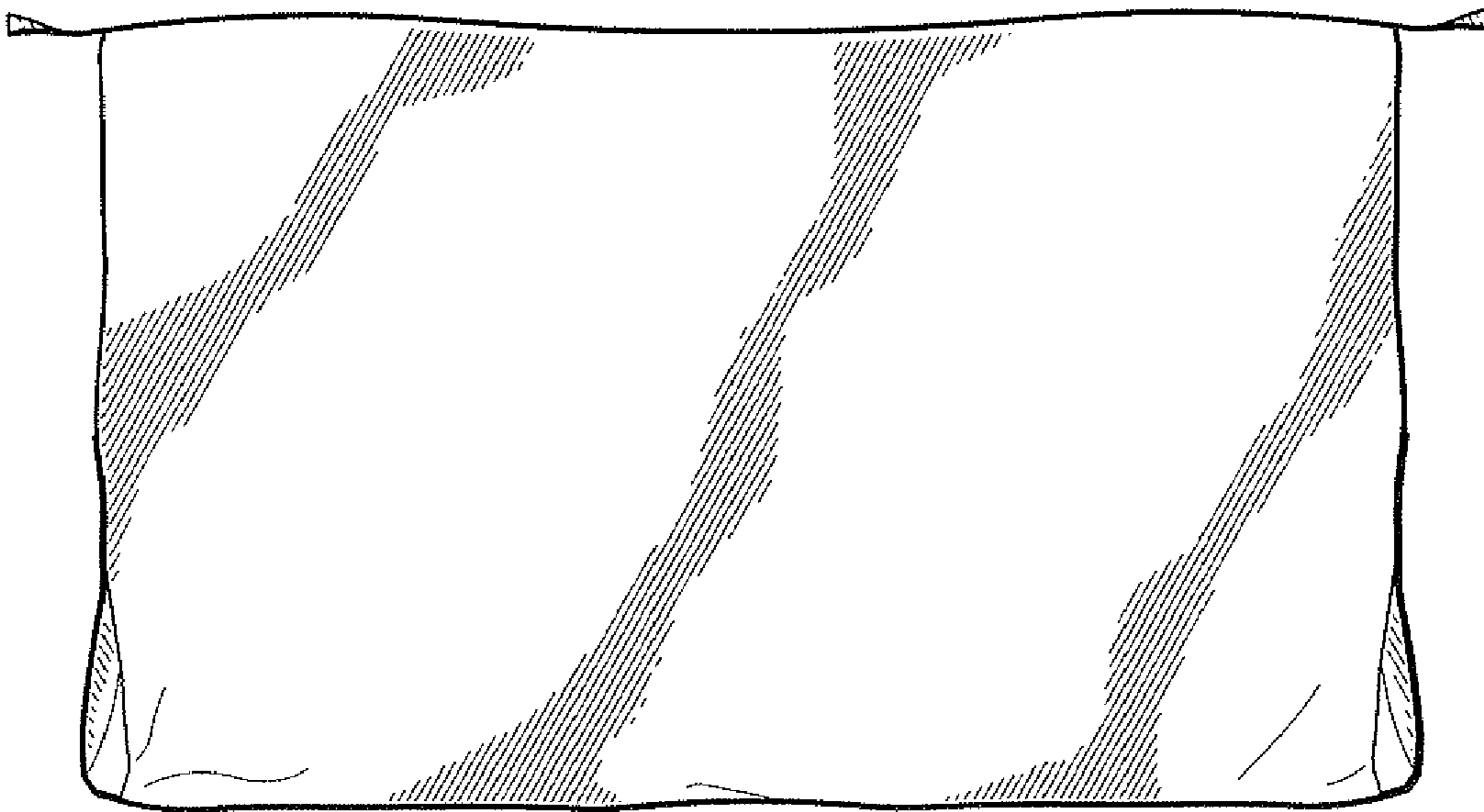


FIG. 3

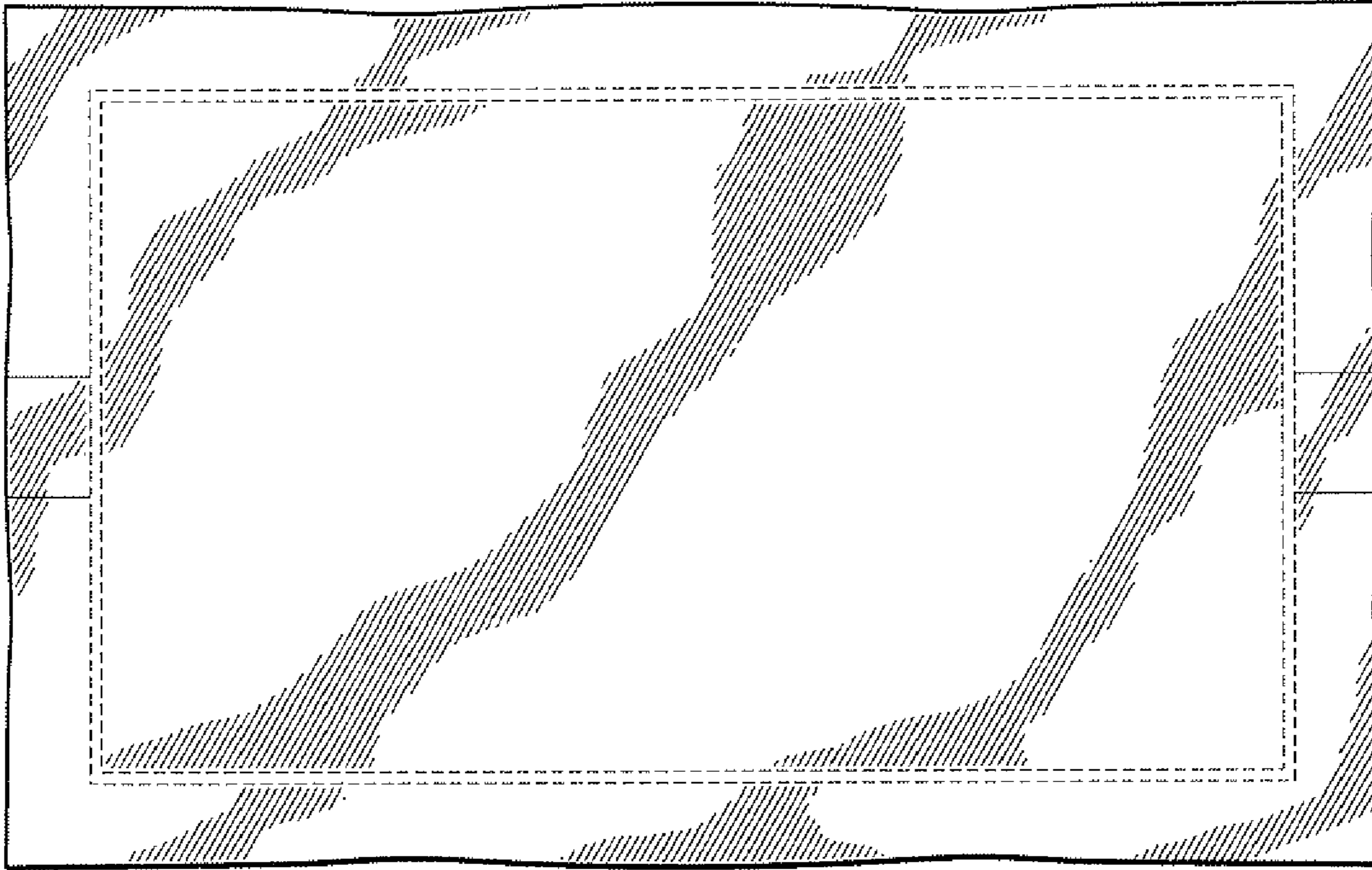


FIG. 4

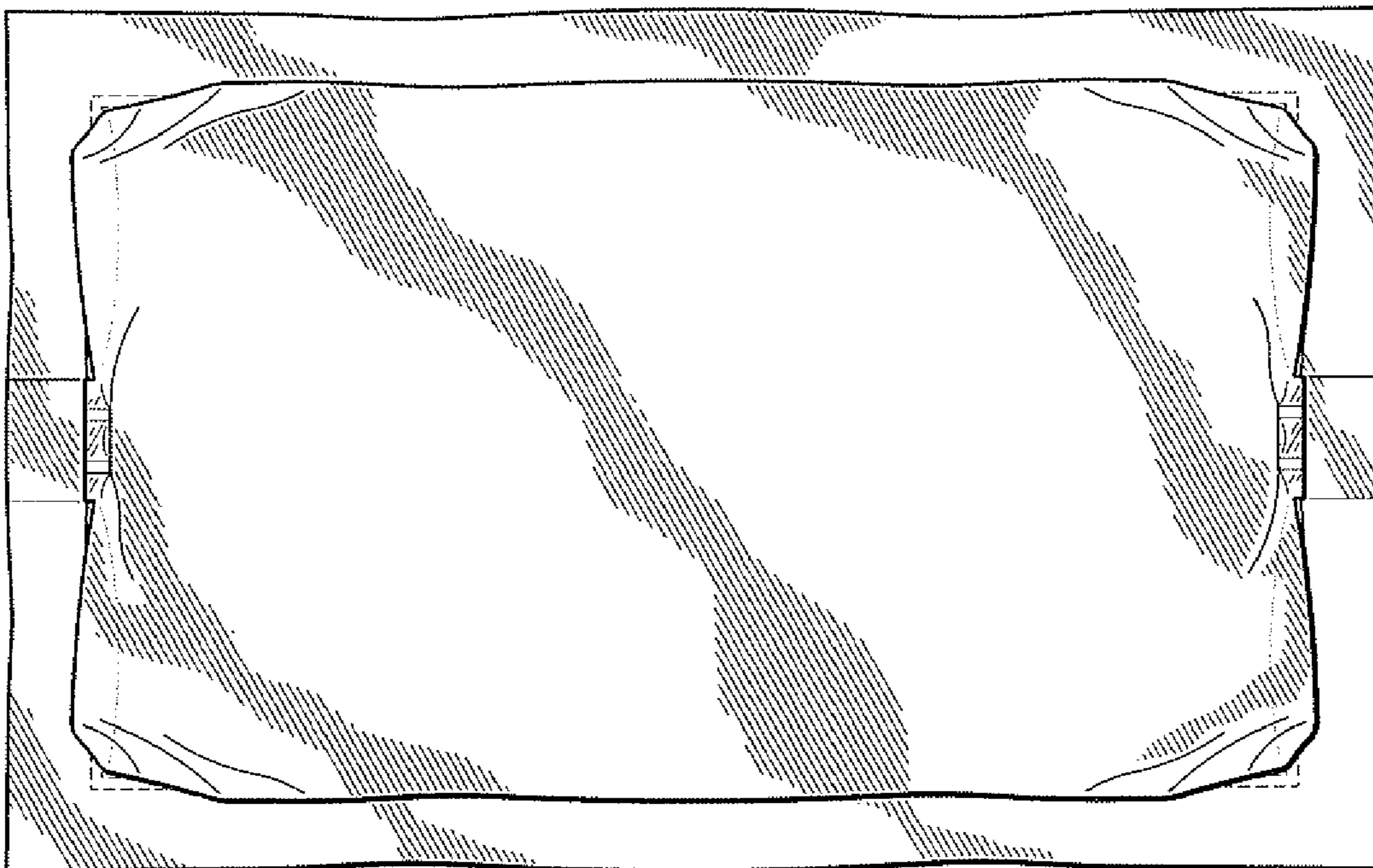


FIG. 5