

US00D596932S

(12) **United States Design Patent**  
**Kleinsasser**

(10) **Patent No.:** **US D596,932 S**

(45) **Date of Patent:** **\*\* Jul. 28, 2009**

(54) **SHELF BRACKET**

(75) Inventor: **Jonathan Kleinsasser**, Ste. Agathe (CA)

(73) Assignee: **Crystal Spring Colony Farms Ltd.**,  
Ste. Agathe, Manitoba (CA)

(\*\*) Term: **14 Years**

(21) Appl. No.: **29/326,583**

(22) Filed: **Oct. 21, 2008**

(51) **LOC (9) Cl.** ..... **08-05**

(52) **U.S. Cl.** ..... **D8/381**

(58) **Field of Classification Search** ..... D8/40,  
D8/394, 381, 380, 373, 366, 354, 353, 349;  
D25/132, 131, 126, 119; 52/687, 686, 506.07,  
52/506.06, 426; 248/267, 265, 208, 243  
See application file for complete search history.

(56) **References Cited**

**U.S. PATENT DOCUMENTS**

3,185,426	A *	5/1965	Bjerke	.....	248/250
3,338,541	A *	8/1967	Kellogg	.....	248/243
D407,011	S *	3/1999	Boije	.....	D8/381
D411,738	S *	6/1999	Raasch et al.	.....	D8/381
D547,640	S *	7/2007	Remmers	.....	D8/381

\* cited by examiner

*Primary Examiner*—Susan Bennett Hattan

(74) *Attorney, Agent, or Firm*—Adrian D. Battison; Ade & Company Inc.

(57) **CLAIM**

The ornamental design for a shelf bracket, as shown and described.

**DESCRIPTION**

FIG. 1 is an isometric view of the shelf bracket showing the design

FIG. 2 is a top plan view of the shelf bracket showing the design

FIG. 3 is a bottom plan view of the shelf bracket showing the design

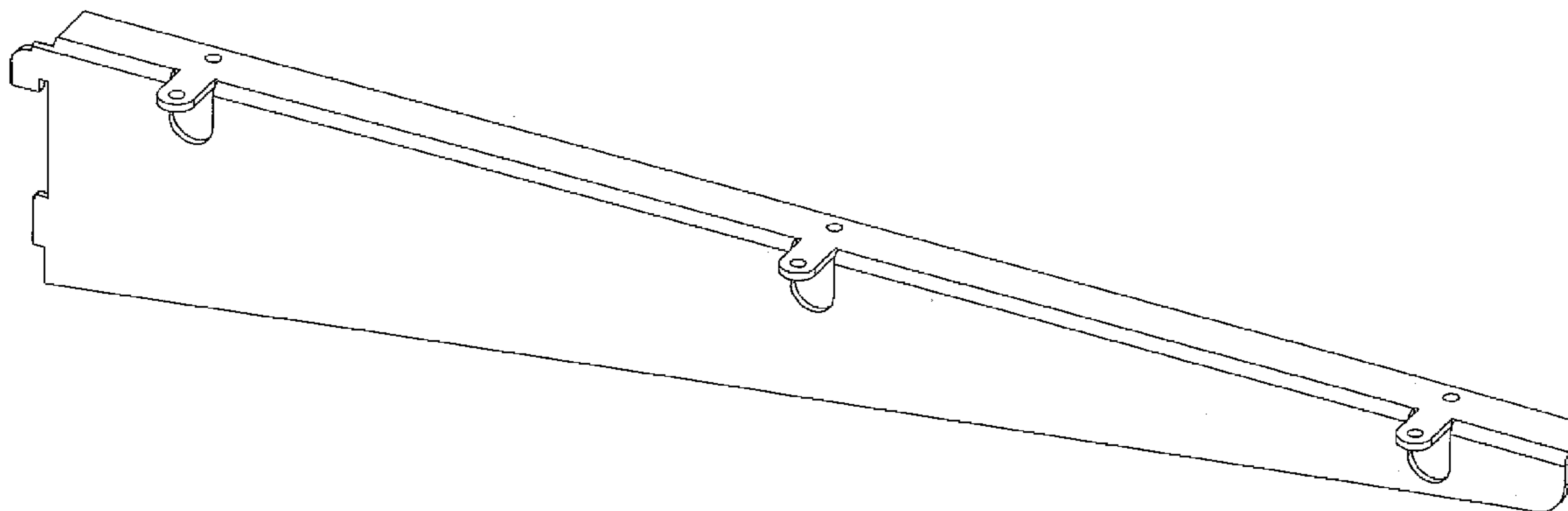
FIG. 4 is a first side elevational view of the shelf bracket showing the design

FIG. 5 is a second side elevational view of the shelf bracket showing the design

FIG. 6 is a front elevational view of the shelf bracket showing the design; and,

FIG. 7 is a rear elevational view of the shelf bracket showing the design.

**1 Claim, 7 Drawing Sheets**



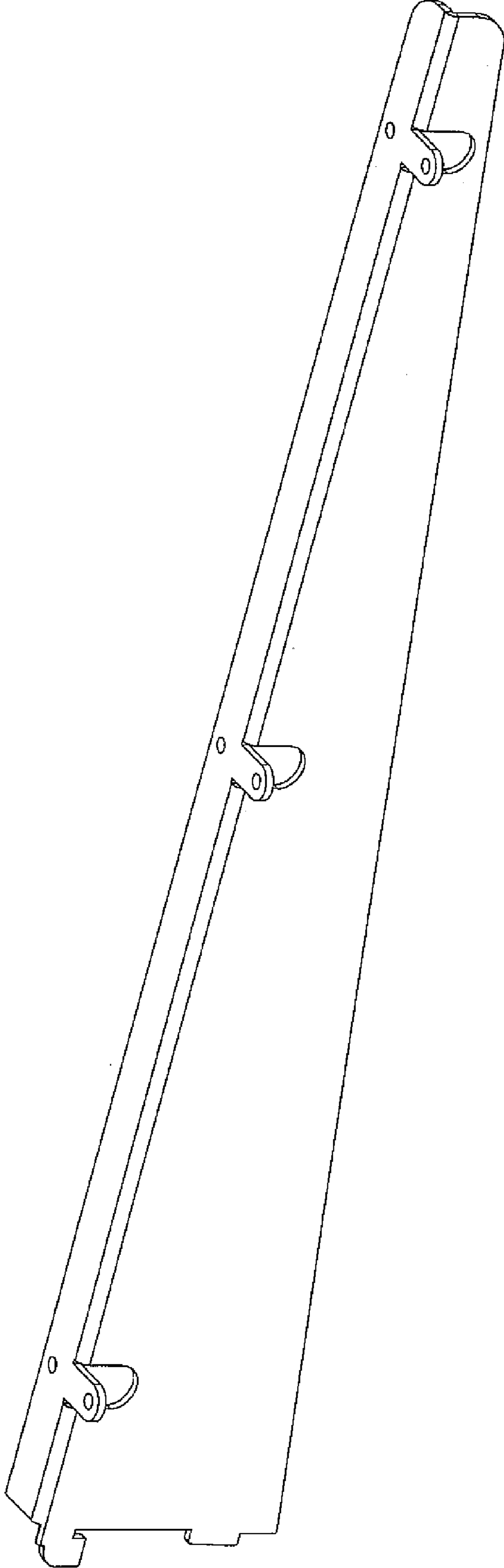


FIG 1

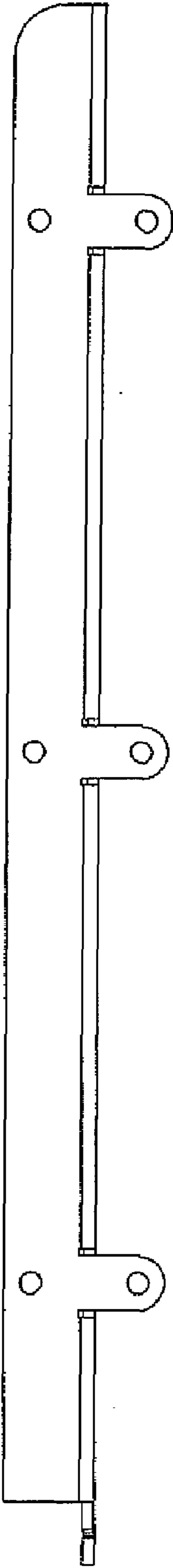


FIG. 2

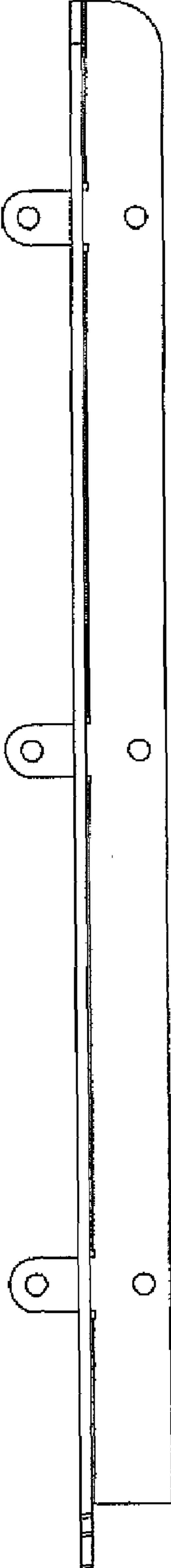


FIG. 3

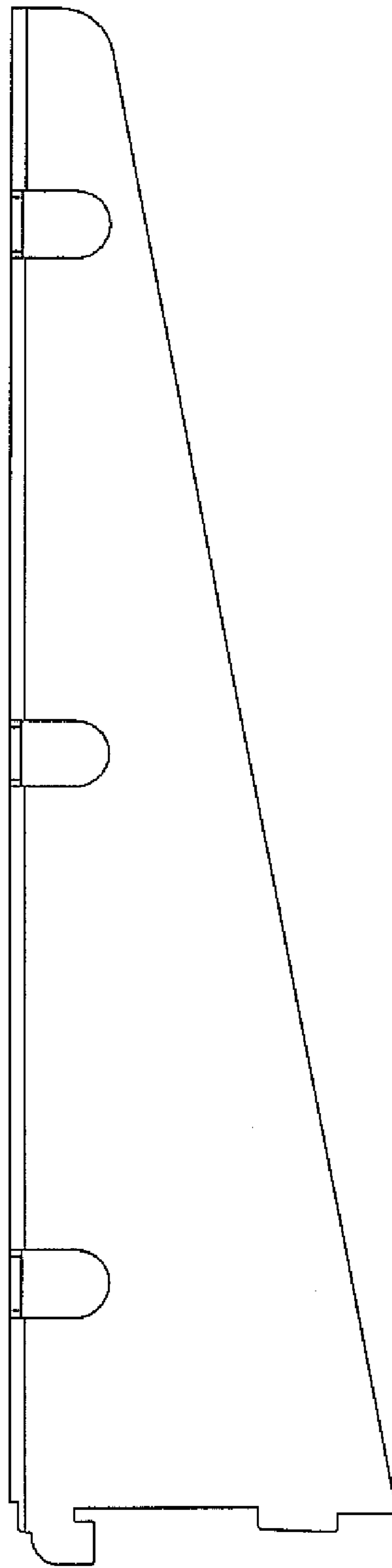


FIG. 4

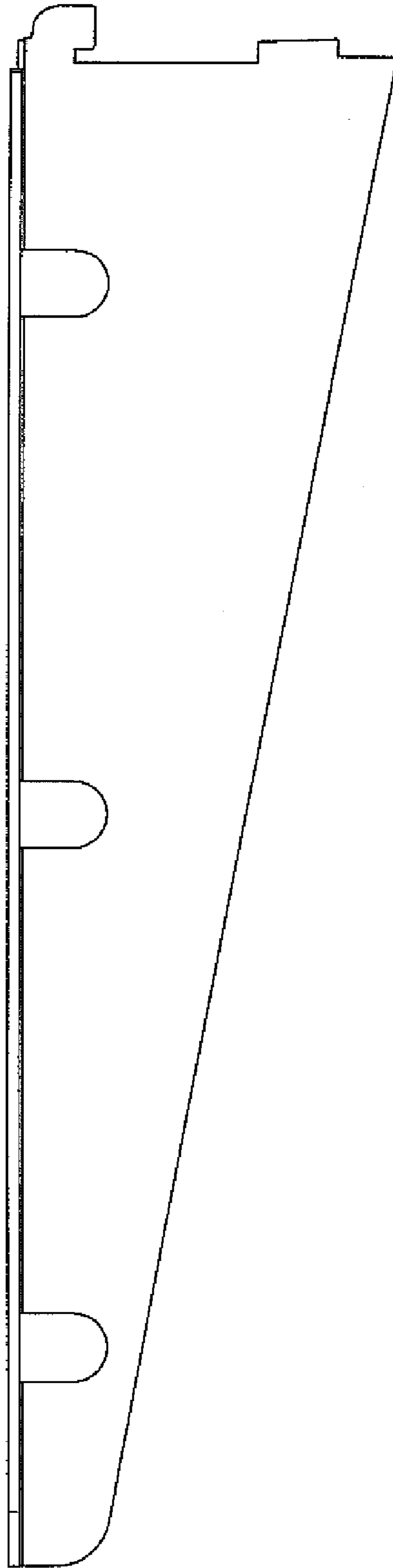


FIG. 5

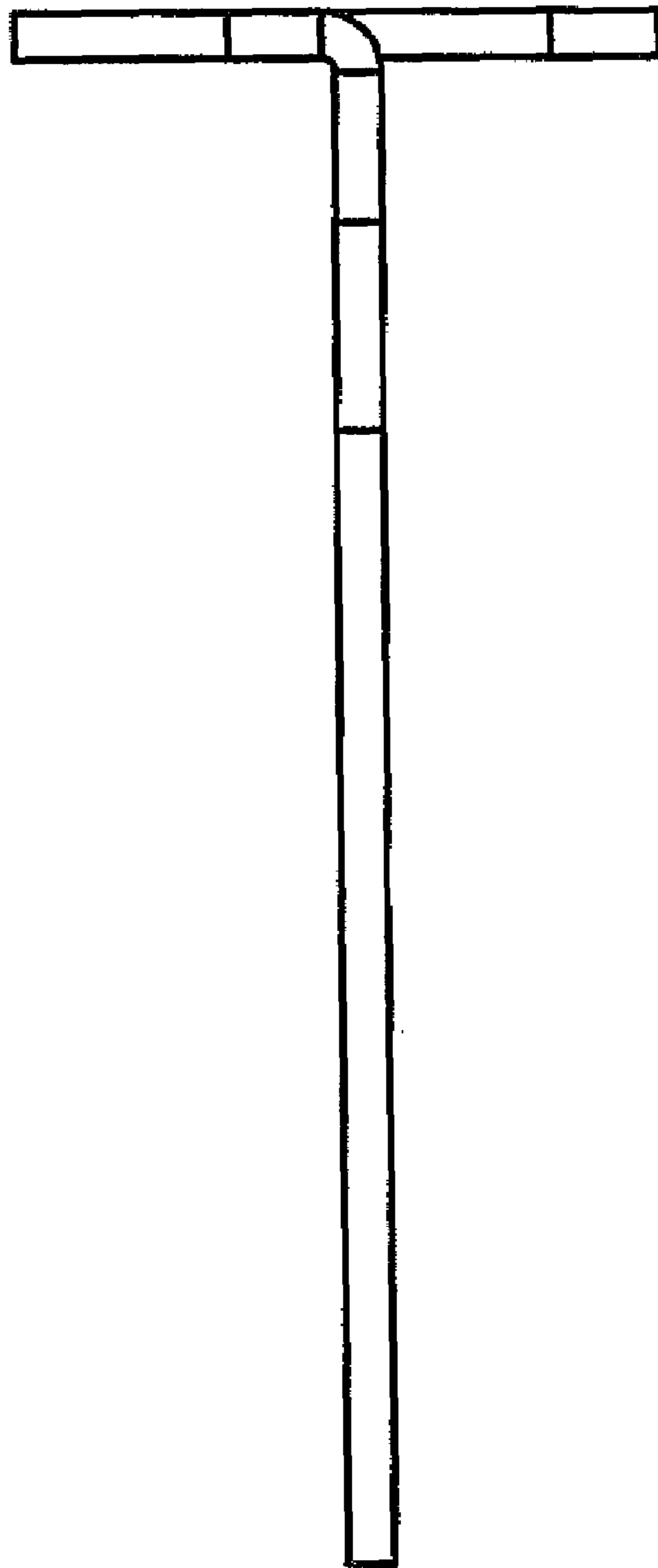


FIG 6

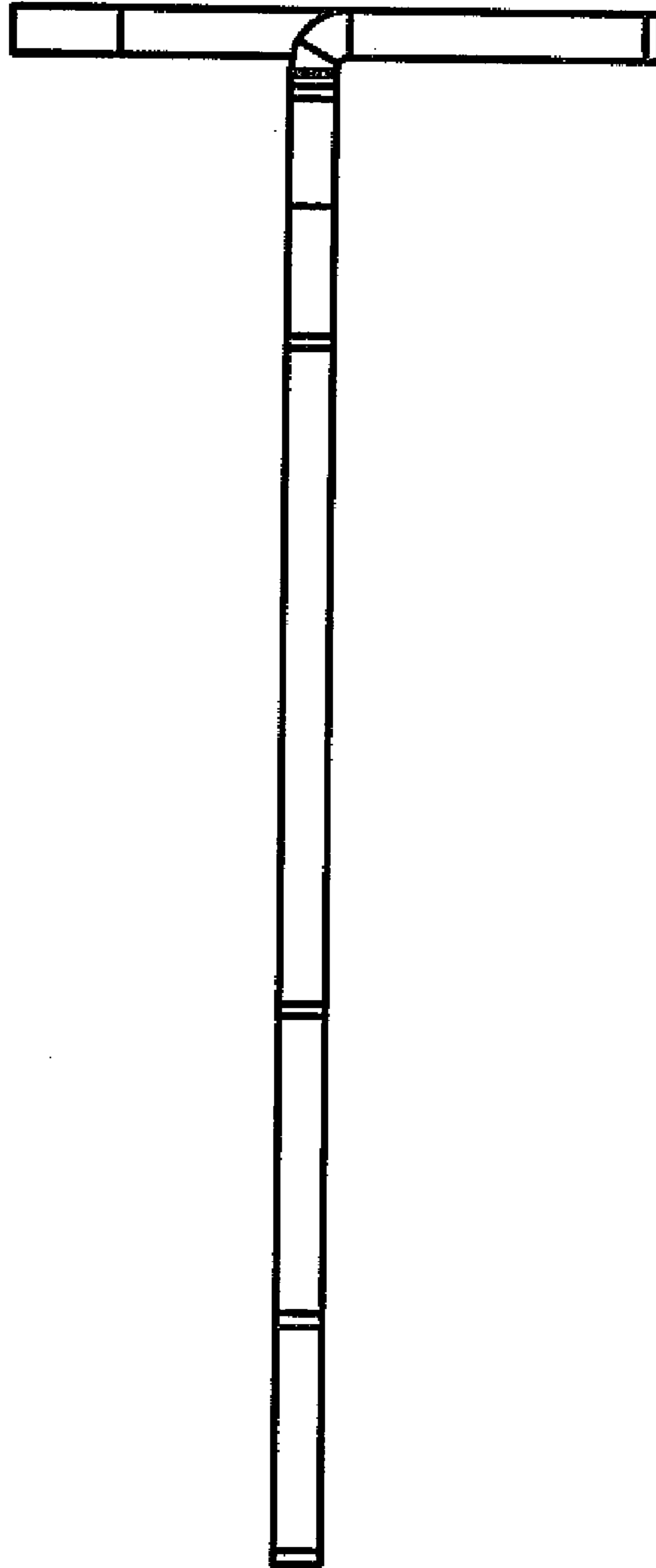


FIG 7