



US00D596919S

(12) **United States Design Patent**
Vickers

(10) **Patent No.:** **US D596,919 S**
(45) **Date of Patent:** **** Jul. 28, 2009**

(54) **LATCH HOUSING**

(75) Inventor: **James H. Vickers**, Media, PA (US)

(73) Assignee: **Southco, Inc.**, Concordville, PA (US)

(**) Term: **14 Years**

(21) Appl. No.: **29/305,280**

(22) Filed: **Mar. 17, 2008**

(51) **LOC (9) Cl.** **08-07**

(52) **U.S. Cl.** **D8/331**

(58) **Field of Classification Search** D8/300-309,
D8/330, 331, 343, 321, DIG. 10; 70/77,
70/91, 136, 141, 174, 208, 471; 292/336.3,
292/322, 359, 348, 337, 195, 198, 207, DIG. 26,
292/DIG. 31; 16/207, 214, 371, 408, 409,
16/440

See application file for complete search history.

(56) **References Cited**

U.S. PATENT DOCUMENTS

5,299,844	A *	4/1994	Gleason	292/240
5,984,383	A *	11/1999	Parikh et al.	292/121
6,109,669	A *	8/2000	Pinkow	292/175
D452,808	S *	1/2002	Kyle	D8/331
6,460,902	B1 *	10/2002	Kyle	292/165
D475,602	S *	6/2003	McCloskey	D8/331
D489,959	S *	5/2004	Jackson et al.	D8/331
D506,120	S *	6/2005	Straka et al.	D8/331
D525,513	S	7/2006	Anderson		

D530,181	S *	10/2006	Straka et al.	D8/301
D565,930	S *	4/2008	Peng	D8/331
D585,724	S *	2/2009	Wu et al.	D8/331

OTHER PUBLICATIONS

Southco Pawl/Cam Action Latches, shown in Southco, Inc. Handbook 2003, pp. 95-97.

Southco 01 Cam Latch, shown in Southco 2005 New Product Supplement, p. 40.

Southco Beetle MP Push-to-Close Latch, shown in Southco 2005 New Product Supplement, pp. 54 and 55.

* cited by examiner

Primary Examiner—Prabhakar Deshmukh

(74) *Attorney, Agent, or Firm*—Paul & Paul

(57) **CLAIM**

The ornamental design for a latch housing, as shown and described.

DESCRIPTION

FIG. 1 is a top plan view of a latch housing showing my new design;

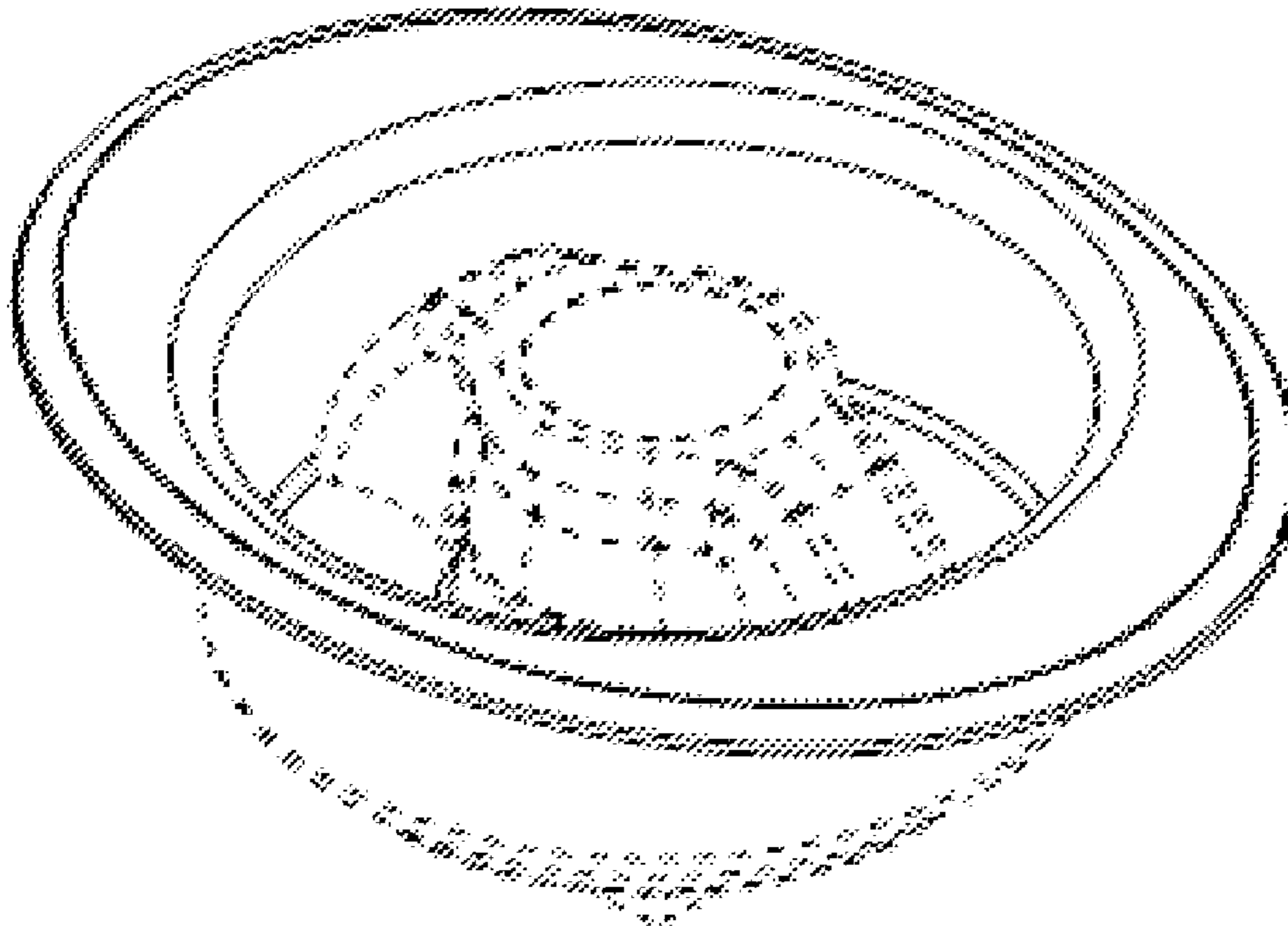
FIG. 2 is a front elevational view thereof, the rear elevational view being a mirror image thereof;

FIG. 3 is a left side elevational view thereof, the right side elevational view being a mirror image thereof; and,

FIG. 4 is a top perspective view thereof.

The broken lines are for illustrative purpose only and form no part of the claimed design. The bottom is disclaimed.

1 Claim, 2 Drawing Sheets



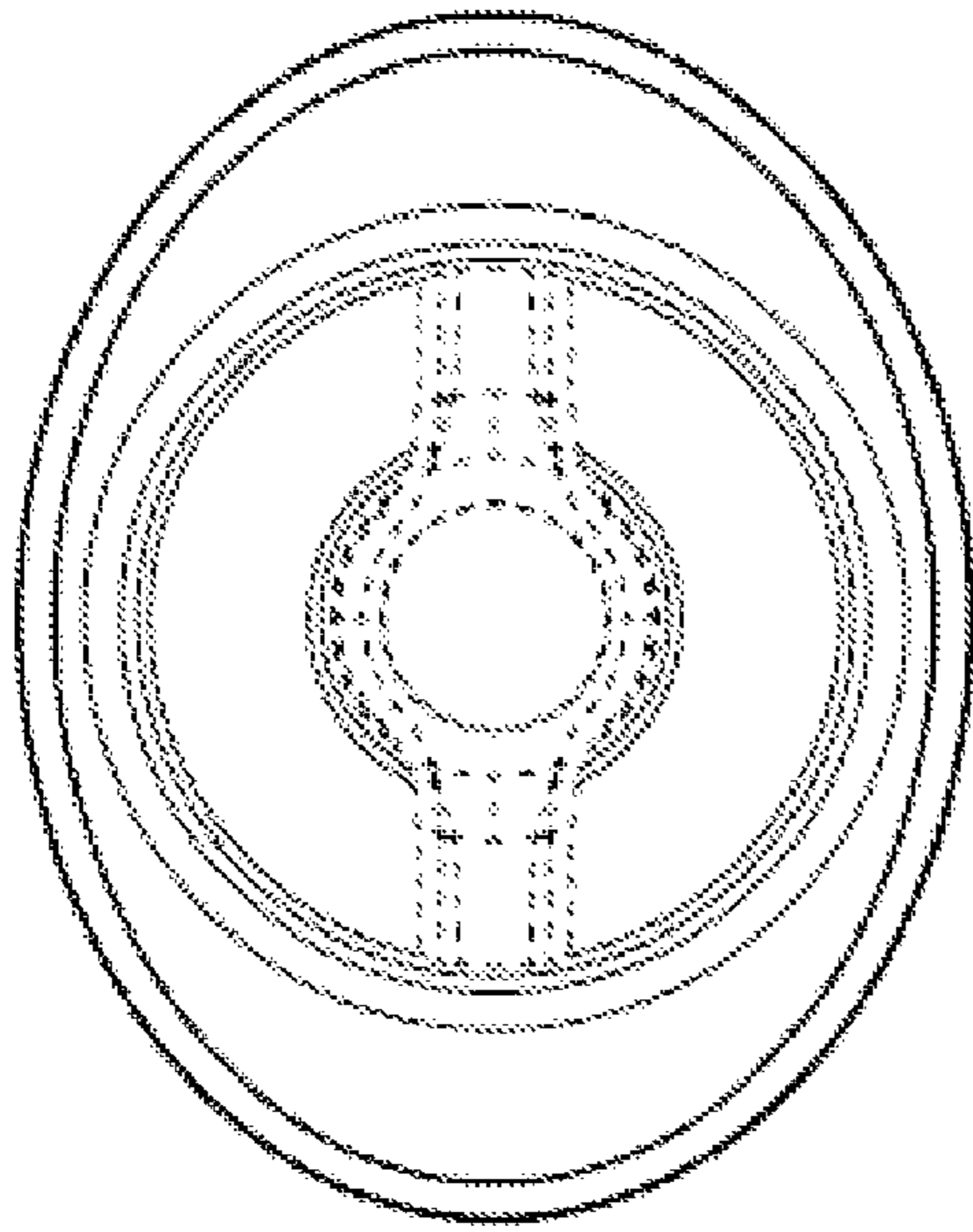


Figure 1




Figure 2




Figure 3

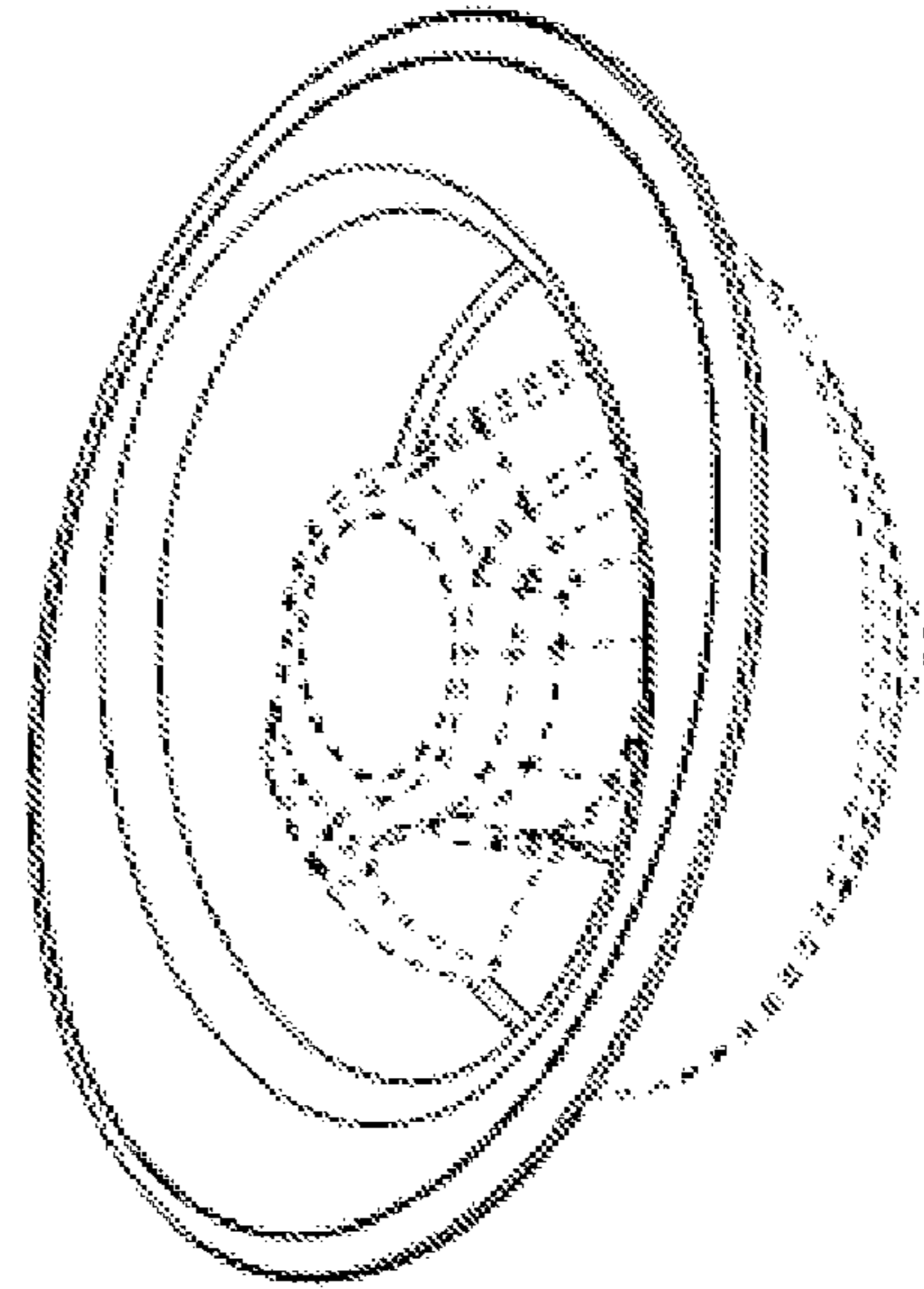


Figure 4