



US00D596910S

(12) **United States Design Patent**
Whitehead

(10) **Patent No.:** **US D596,910 S**
(45) **Date of Patent:** **** Jul. 28, 2009**

(54) **RELAY PULLER PLIERS**

(75) Inventor: **Michael L. Whitehead**, Clarinda, IA (US)

(73) Assignee: **Lisle Corporation**, Clarinda, IA (US)

(**) Term: **14 Years**

(21) Appl. No.: **29/325,784**

(22) Filed: **Oct. 6, 2008**

(51) **LOC (9) Cl.** **08-05**

(52) **U.S. Cl.** **D8/52**

(58) **Field of Classification Search** D8/4,
D8/5, 51-56, 58, 70, 71, 81, 104-107; 81/385,
81/405, 407-409, 411, 415-418, 326, 424.5,
81/427.5, 426, 427, 300, 318, 329, 342, 393;
D24/133, 148, 153; D22/149, 150
See application file for complete search history.

(56) **References Cited**

U.S. PATENT DOCUMENTS

1,612,474	A *	12/1926	Strain	81/418
1,686,640	A *	10/1928	Piercer, Jr.	81/418
3,681,840	A *	8/1972	Pool	81/342
3,844,013	A *	10/1974	Hall, Jr.	29/764
3,895,214	A *	7/1975	Winter	81/417
4,625,596	A *	12/1986	Makus	81/9.44
D322,920	S *	1/1992	Wolfe	D8/52
D337,247	S *	7/1993	Dart	D8/52
5,497,522	A *	3/1996	Chen	81/418
5,680,697	A *	10/1997	Bever	81/426.5
D417,376	S *	12/1999	Schmithorst	D8/57
D423,894	S *	5/2000	Schmithorst	D8/57
6,128,975	A *	10/2000	Schley et al.	81/9.3
6,134,993	A *	10/2000	Tally	81/394
6,257,105	B1 *	7/2001	Lin	81/302
D449,768	S *	10/2001	Salazar et al.	D8/52
6,470,774	B2 *	10/2002	Chang	81/302

7,497,150 B1 * 3/2009 Huang 81/423

OTHER PUBLICATIONS

Relay/Maxi Fuse Removal Tool, <http://www.mactools.com/Mac/Mac+Products/Catalog/Automotive+Specialty/Specialty+T...>, pp. 1, Sep. 17, 2008.

http://us.st12.yimg.com/us.st.yimg.com/l/autotoolexpress_2019-15819738, pp. 1, Sep. 12, 2008.

OTC Stinger Angle-tip Relay Pliers, http://www.shopperschoice.com/item_name_OTC-Stinger-Angle-tip-Relay-Pliers_item_3..., pp. 1, Sep. 11, 2008.

Schley Products SP98110 Relay and Fusible Link Pliers SKU SP98110, http://www.toolfetch.com/Category--Automotive--Vehicle_Specialty_Tools-Crimping_So..., pp. 1, Sep. 11, 2008.

Lisle Invention Disclosure Agreement, Maxi—Needle Nose Pliers, pp. 1-10, Mar. 27, 2003.

Lisle Invention Disclosure Agreement, Removal of Relays in Power Distribution Boxes or from Dash Fuse Panels, pp. 1-3, Jul. 1, 2006.

* cited by examiner

Primary Examiner—Cathron C Brooks

Assistant Examiner—Deanna Fluegeman

(74) *Attorney, Agent, or Firm*—Banner & Witcoff, Ltd.

(57) **CLAIM**

The ornamental design for relay puller pliers, as shown and described.

DESCRIPTION

FIG. 1 is an isometric view of the pliers design of the invention;

FIG. 2 is a top plan view of the pliers of FIG. 1;

FIG. 3 is a left end view of the pliers of FIG. 2;

FIG. 4 is a side elevation of the pliers of FIG. 2;

FIG. 5 is a bottom plan view of the pliers of FIG. 2;

FIG. 6 is a side elevation of the pliers of FIG. 2 as viewed from the side opposite FIG. 4; and,

FIG. 7 is a right end view of the pliers of FIG. 2.

1 Claim, 2 Drawing Sheets

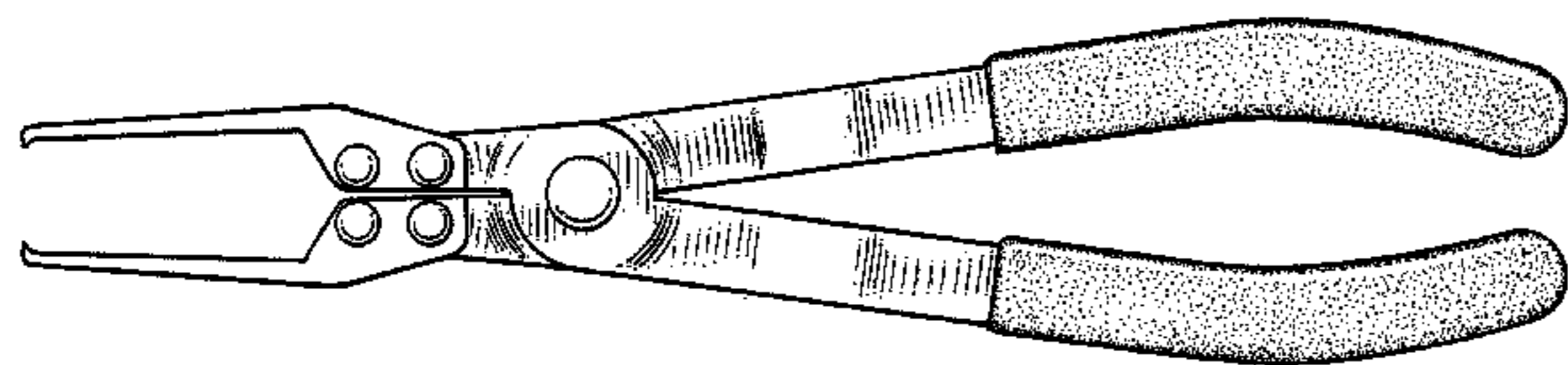


FIG.1

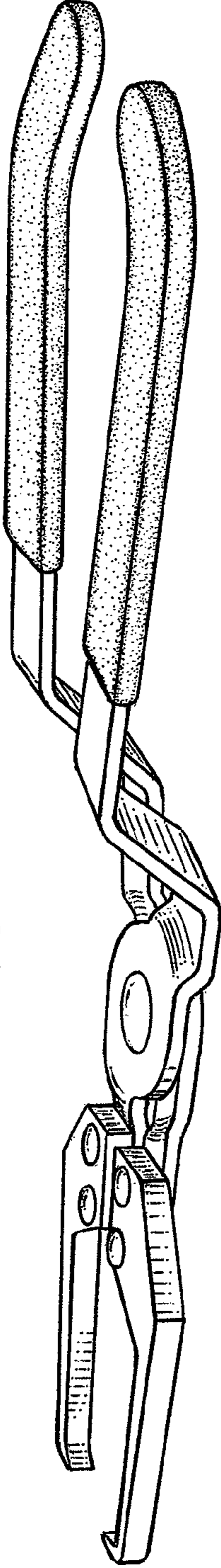


FIG.2

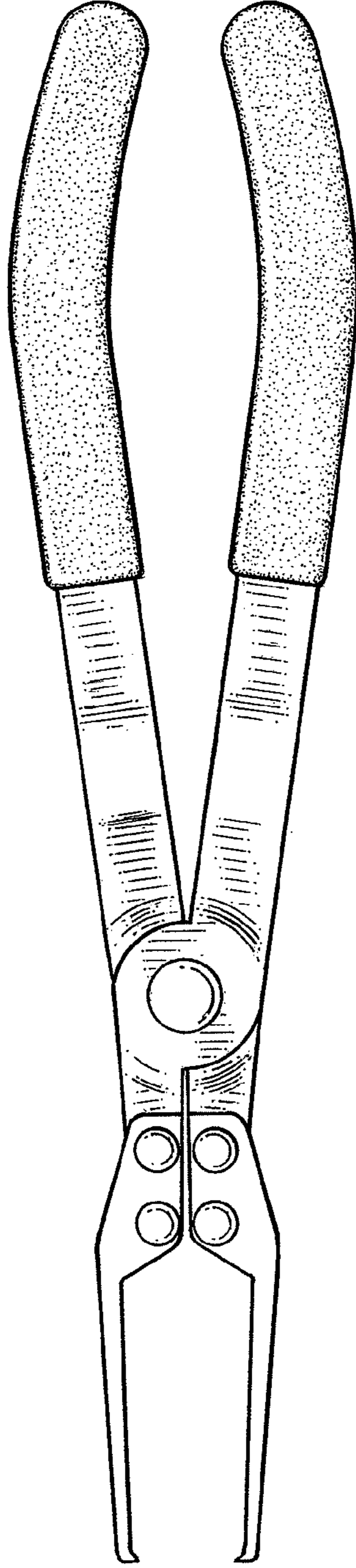


FIG.3




FIG.4

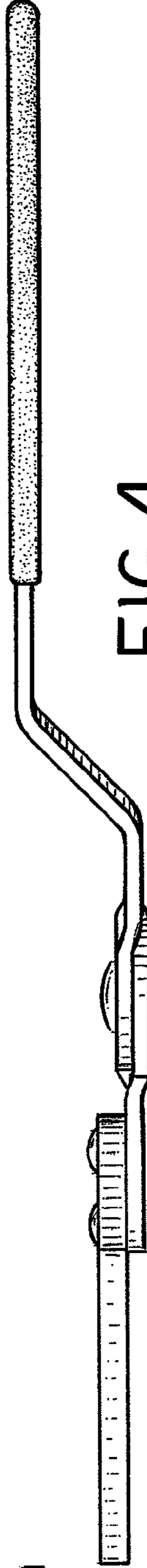


FIG.5

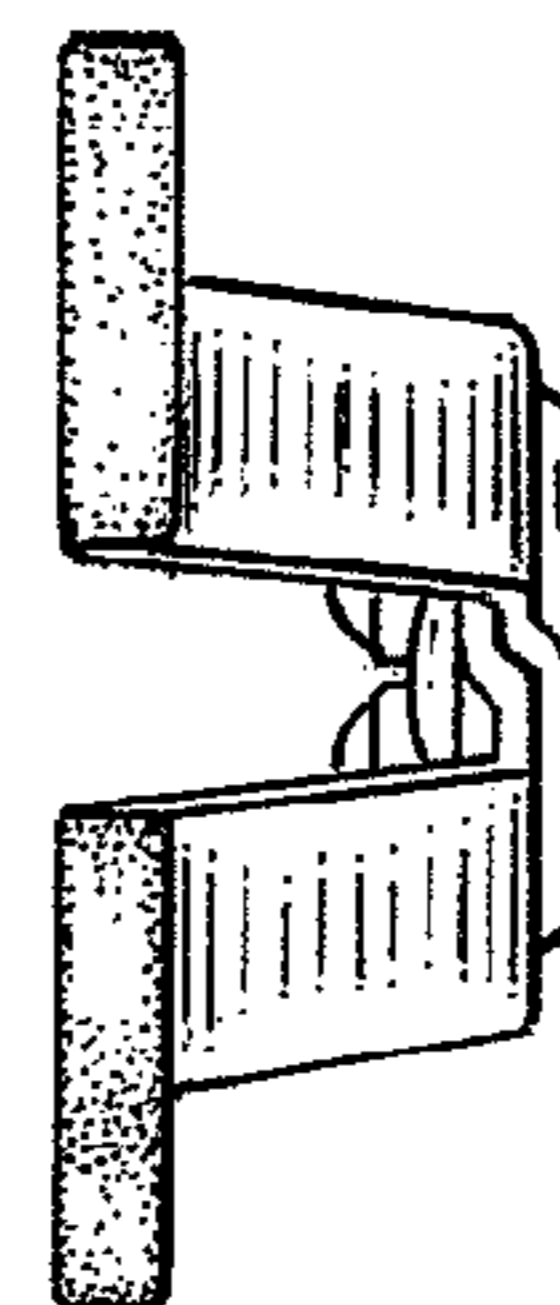



FIG.7




FIG.6