



US00D596905S

(12) **United States Design Patent**
Sherrard

(10) **Patent No.:** **US D596,905 S**
(45) **Date of Patent:** **** Jul. 28, 2009**

(54) **CUP WITH MIST DISPENSING OPENING**

(76) Inventor: **James M. Sherrard**, 1115 Lisa La.,
Ruston, LA (US) 71270

(**) Term: **14 Years**

(21) Appl. No.: **29/294,539**

(22) Filed: **Jan. 16, 2008**

(51) **LOC (9) Cl.** **08-01**

(52) **U.S. Cl.** **D8/2**

(58) **Field of Classification Search** D8/1,
D8/2; D23/225; D9/600; 239/374, 145,
239/154, 296, 291, 340; 222/461
See application file for complete search history.

(56) **References Cited**

U.S. PATENT DOCUMENTS

1,522,172	A *	1/1925	Asbill	239/374
D119,475	S *	3/1940	Paskewitz	D8/2
3,170,264	A	2/1965	Waldrum		
D215,119	S *	9/1969	Dozier	D22/119
3,869,089	A *	3/1975	Karasa et al.	239/338
4,006,858	A	2/1977	Farmery	239/7
4,221,332	A	9/1980	Bals	239/223
4,562,958	A	1/1986	Busch	239/7
4,898,331	A	2/1990	Hansen et al.	239/223
D321,239	S *	10/1991	Cleveland	D23/213
5,143,289	A	9/1992	Gresham et al.	239/7
D331,095	S *	11/1992	Steinberg	D23/225
5,301,877	A *	4/1994	Madison	239/154
D360,253	S *	7/1995	Mursch	D23/225
D387,270	S *	12/1997	Bifulco	D9/600
D387,271	S *	12/1997	Bifulco	D23/225
5,931,207	A *	8/1999	Gianino	141/382

6,098,895	A	8/2000	Walzel et al.	239/7
6,338,438	B1	1/2002	Walzel et al.	239/7
6,365,412	B1	4/2002	Feygin	436/45
D474,528	S *	5/2003	Huang	D23/225
6,585,169	B2	7/2003	Andersson	239/7
6,651,898	B2	11/2003	Nowotny et al.	239/7
6,702,203	B2 *	3/2004	Jou	239/346
6,793,151	B2	9/2004	Kimbrough	239/237
D520,308	S *	5/2006	Burgess	D8/2
D574,926	S *	8/2008	Huang	D23/225
2004/0050967	A1	3/2004	Kimbrough	239/383
2005/0082388	A1	4/2005	Kimbrough	239/225.1

* cited by examiner

Primary Examiner—Holly H Baynham
Assistant Examiner—Sheryl Lane
(74) *Attorney, Agent, or Firm*—John M. Harrison

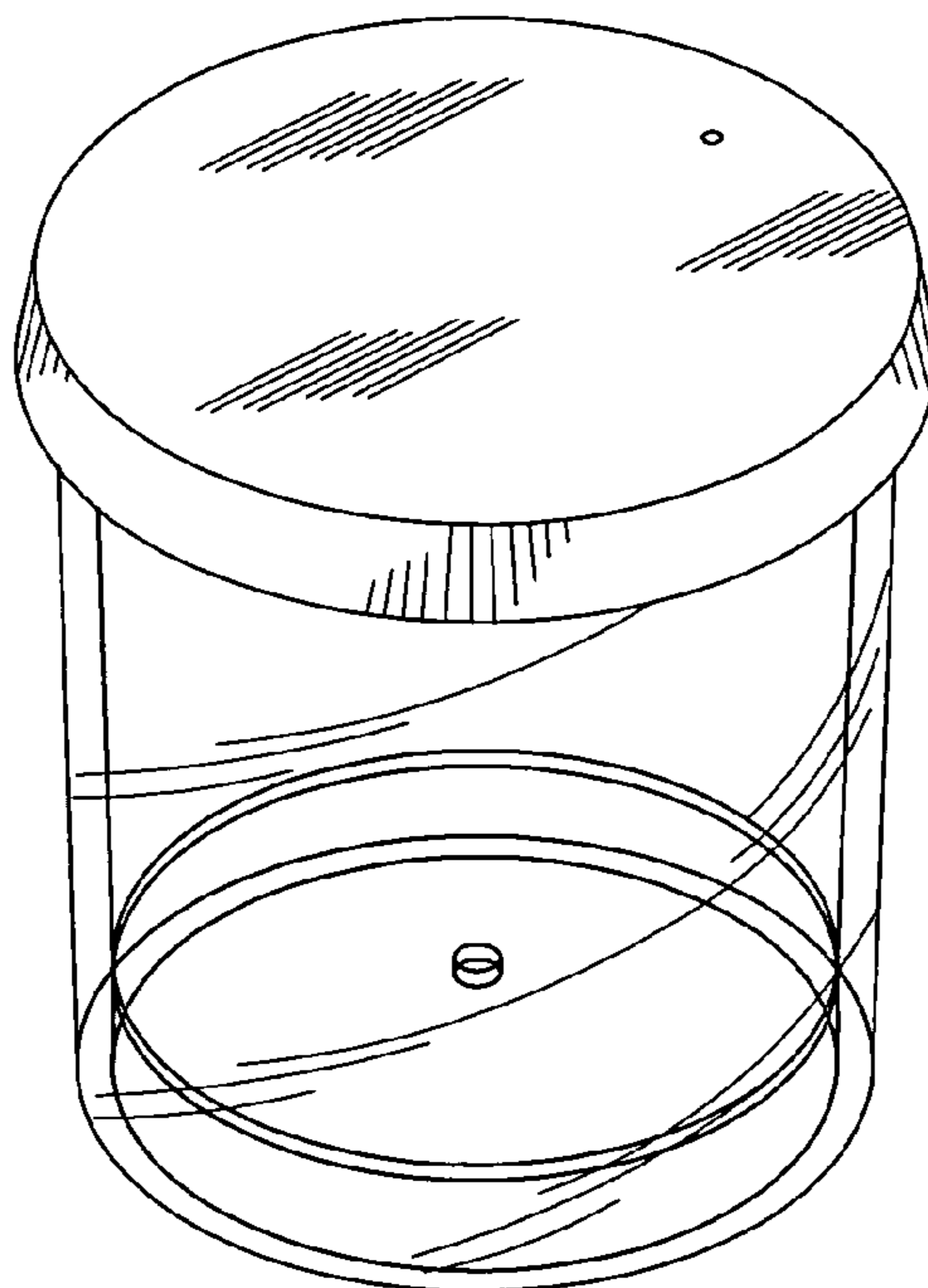
(57) **CLAIM**

The ornamental design for a cup with mist dispensing opening, as shown and described.

DESCRIPTION

FIG. 1 is a bottom perspective view of the cup with mist dispensing opening, showing my new design;
FIG. 2 is a top perspective view of the cup with mist dispensing opening;
FIG. 3 is a side elevational view; all sides being identical thereto;
FIG. 4 is a bottom elevational view thereof; and,
FIG. 5 is a top elevational view of the cup with mist dispensing opening illustrated in FIGS. 1-4.

1 Claim, 2 Drawing Sheets



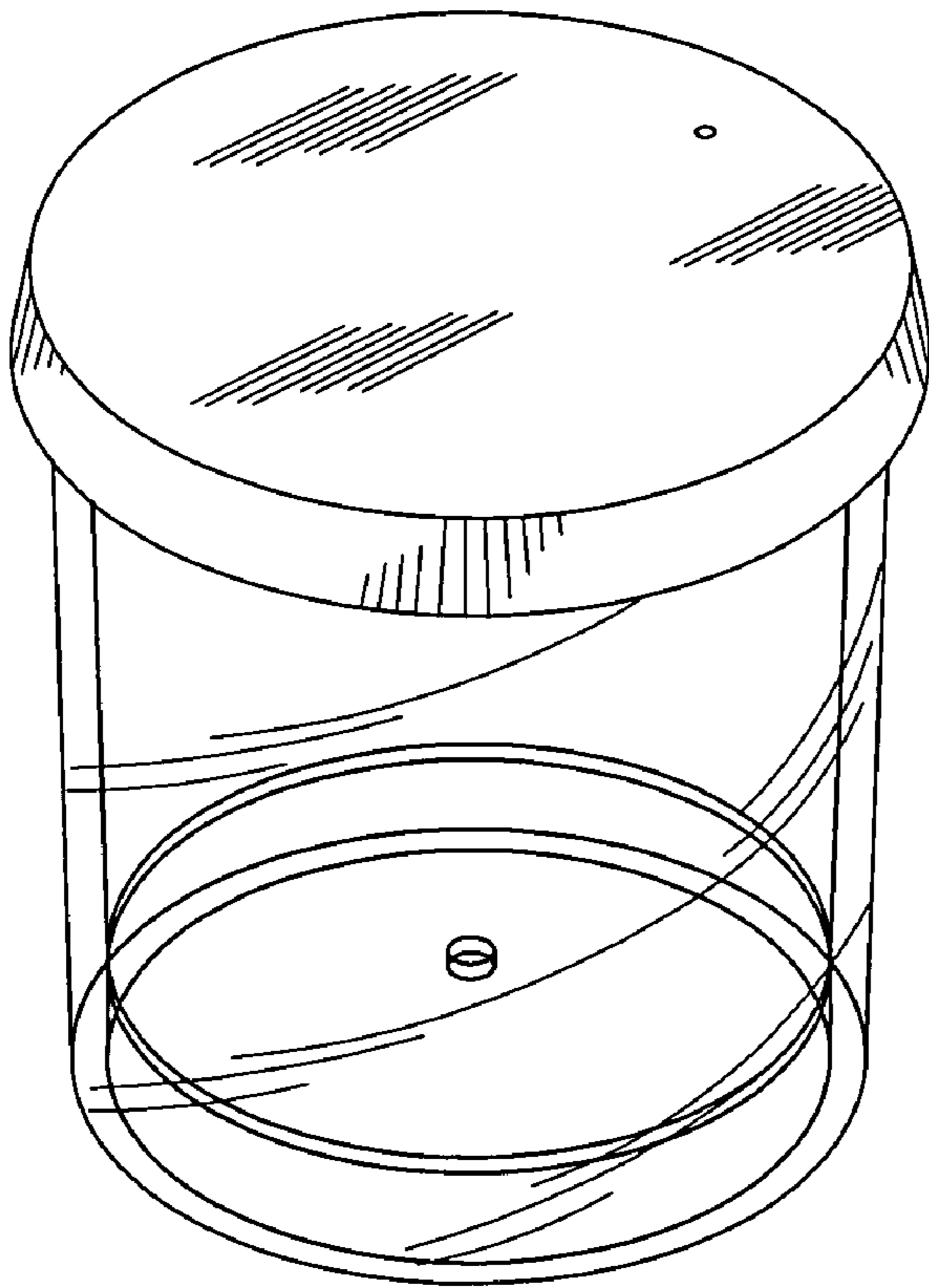


FIG. 1

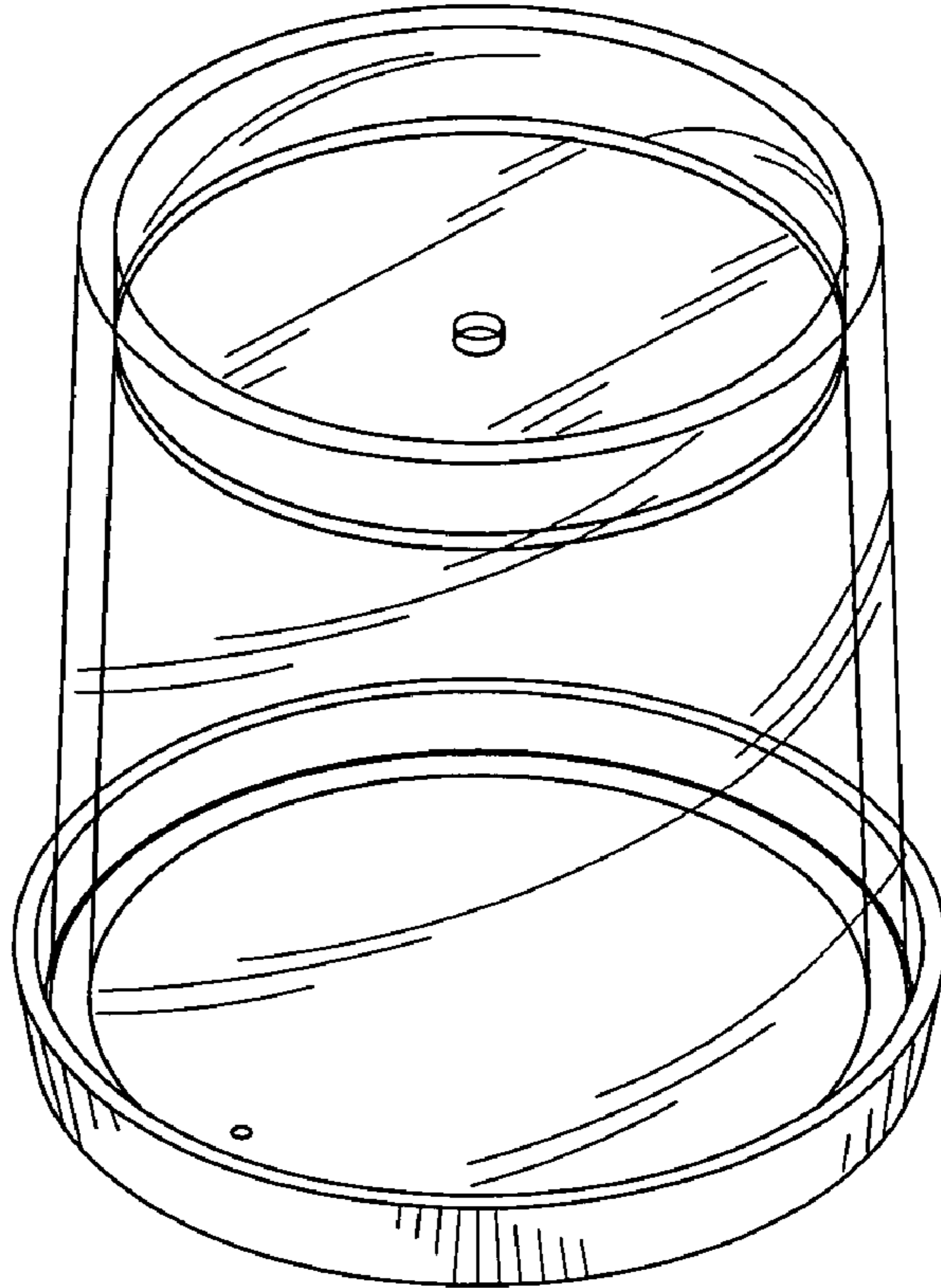


FIG. 2

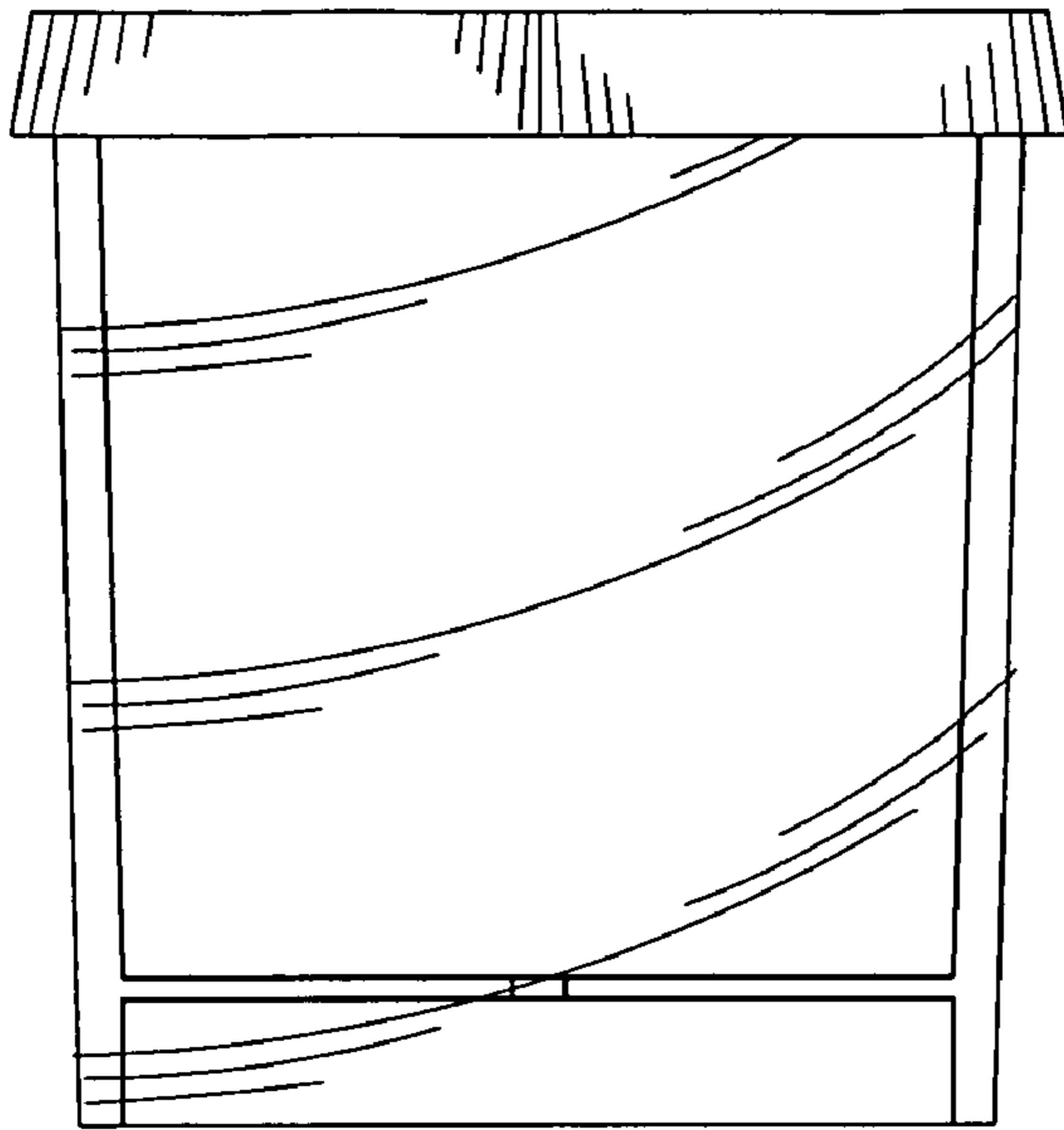


FIG. 3

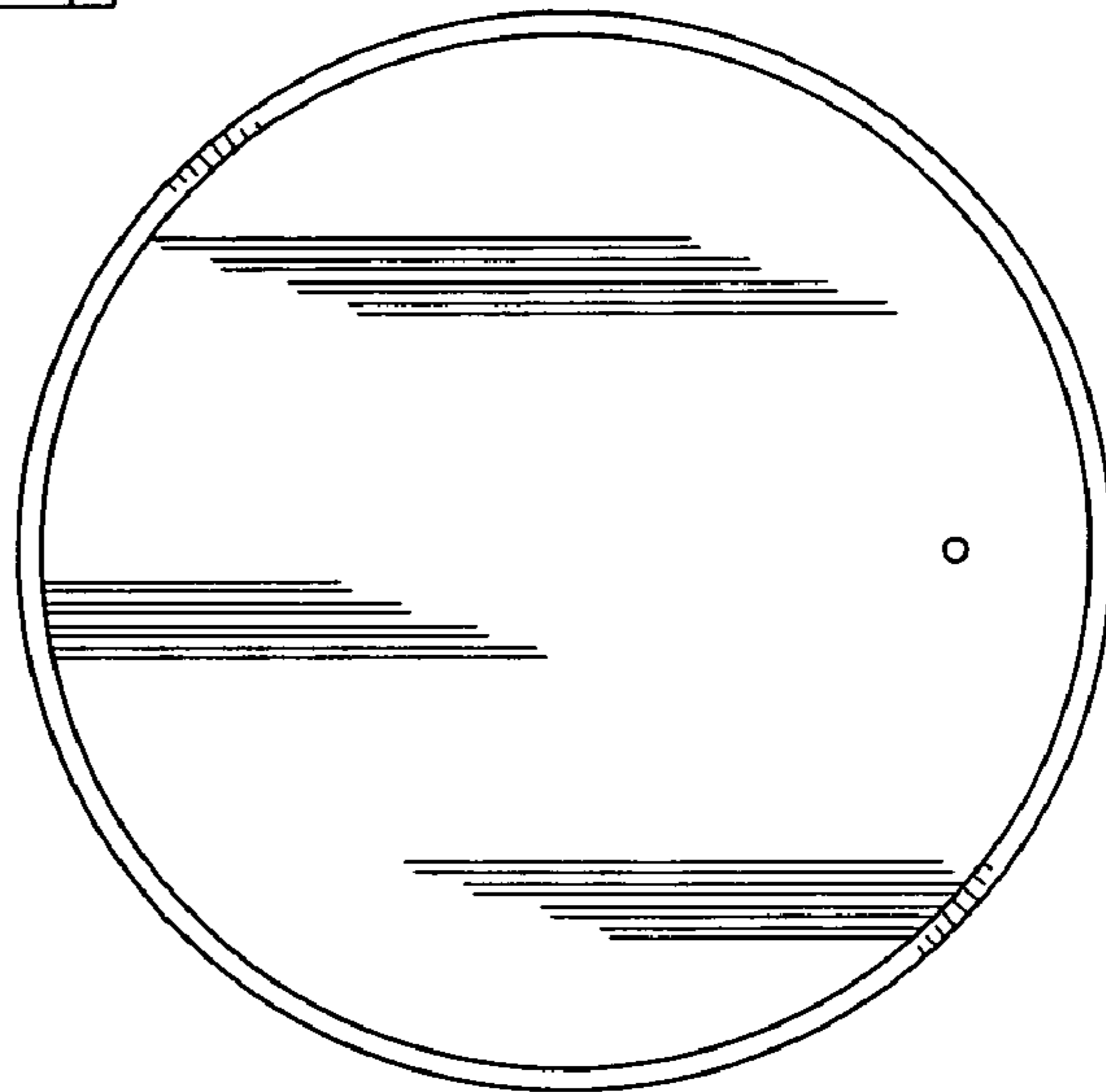


FIG. 4

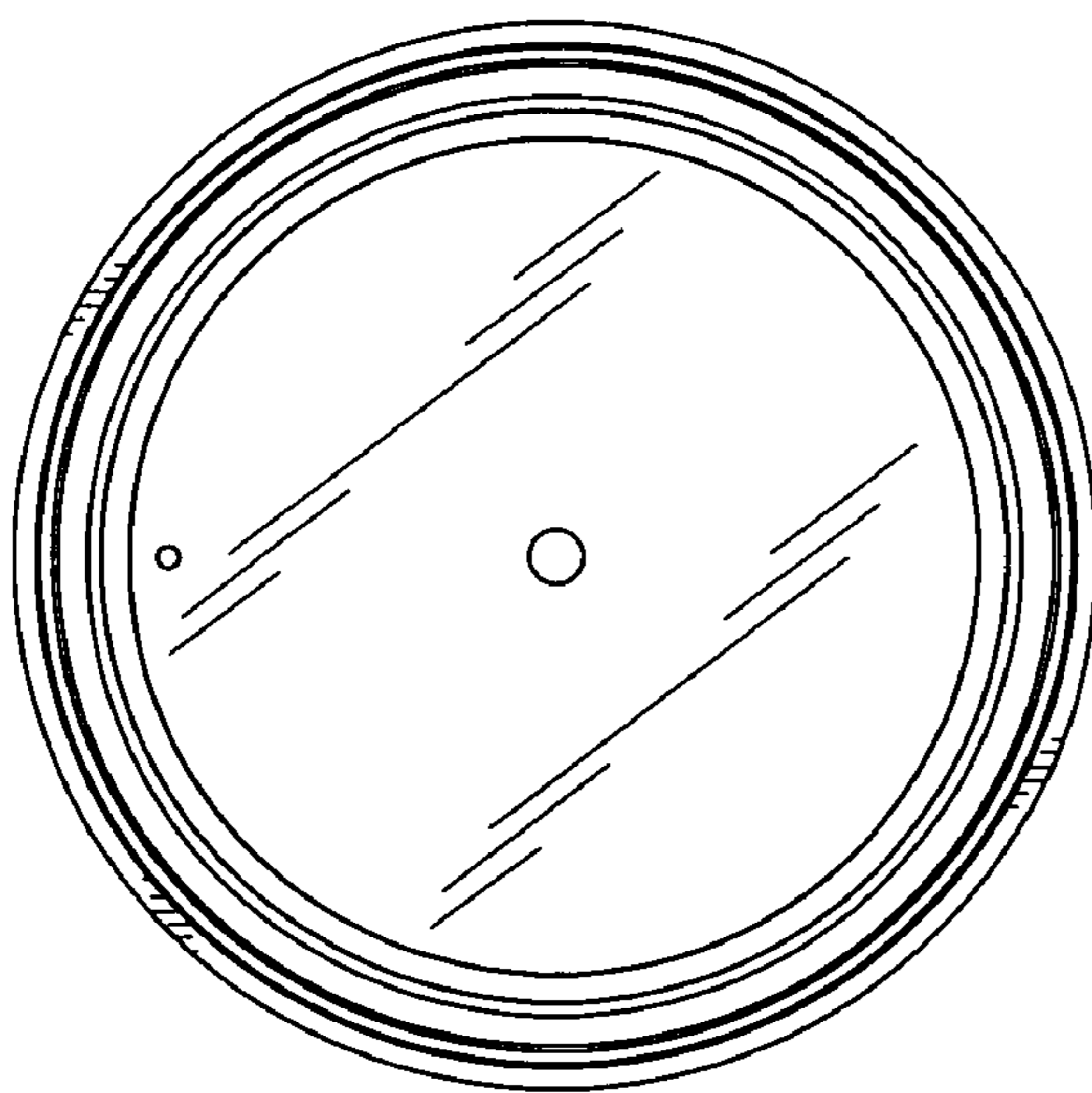


FIG. 5