



US00D596901S

(12) **United States Design Patent**
Zatzman

(10) **Patent No.:** **US D596,901 S**
(45) **Date of Patent:** **** Jul. 28, 2009**

(54) **MUG WITH A HOCKEY BLADE HANDLE**

(76) Inventor: **Loretta Zatzman**, 61 W. Passaic Ave.,
Rutherford, NJ (US) 07070

(**) Term: **14 Years**

(21) Appl. No.: **29/308,650**

(22) Filed: **Jun. 27, 2008**

Related U.S. Application Data

(63) Continuation-in-part of application No. 29/292,011,
filed on Sep. 25, 2007, now abandoned.

(51) **LOC (9) Cl.** **07-01**

(52) **U.S. Cl.** **D7/536; D7/506**

(58) **Field of Classification Search** D7/361,
D7/511, 536, 533, 509, 500, 622, 506, 507;
D9/618, 716; 220/DIG. 13, 710.5, 592.16,
220/592.17; 229/402; 248/145.6; 280/11.18;
D21/761

See application file for complete search history.

(56) **References Cited**

U.S. PATENT DOCUMENTS

1,139,018 A	5/1915	Curtin	248/145.6
D105,314 S	7/1937	Lacy, Jr.	D7/361
3,332,540 A	7/1967	Browning	132/289
3,692,202 A *	9/1972	Parlagreco	220/276
D286,724 S	11/1986	Whang	D7/536
D337,029 S *	7/1993	McKechnie	D7/622
5,277,733 A	1/1994	Effertz	156/215
5,636,522 A *	6/1997	Ramos	62/294
5,642,831 A *	7/1997	Lynd	220/8
D383,037 S	9/1997	Asberg	D7/511
6,164,667 A *	12/2000	Olivieri	280/11.18
D483,611 S *	12/2003	Diak Ghanem	D7/523
D486,196 S *	2/2004	Lefebvre	D21/771

D488,029 S *	4/2004	Bodum	D7/536
D490,131 S *	5/2004	LaBonte et al.	D21/761
D519,322 S *	4/2006	Hutton	D7/523
D535,146 S *	1/2007	Grundmann	D7/394
D538,598 S	3/2007	Haataja	D7/536
D550,037 S	9/2007	Ranzoni	D7/519
7,272,952 B2 *	9/2007	Beaudry	62/457.3
D553,442 S *	10/2007	Bodum	D7/536
D563,725 S	3/2008	Alviar et al.	D7/536
D571,150 S *	6/2008	Franco	D7/507
D571,154 S *	6/2008	Pearson	D7/533
D574,190 S *	8/2008	Homma	D7/510
D575,987 S *	9/2008	Williams	D7/523

* cited by examiner

Primary Examiner—Robert M Spear

Assistant Examiner—Cynthia Underwood

(74) *Attorney, Agent, or Firm*—JamesRay & Assoc.

(57) **CLAIM**

The new ornamental design for a mug with a hockey blade handle, as shown.

DESCRIPTION

FIG. 1 is a front perspective view of a mug with a hockey blade handle.

FIG. 2 is a right side perspective view of a mug with a hockey blade handle.

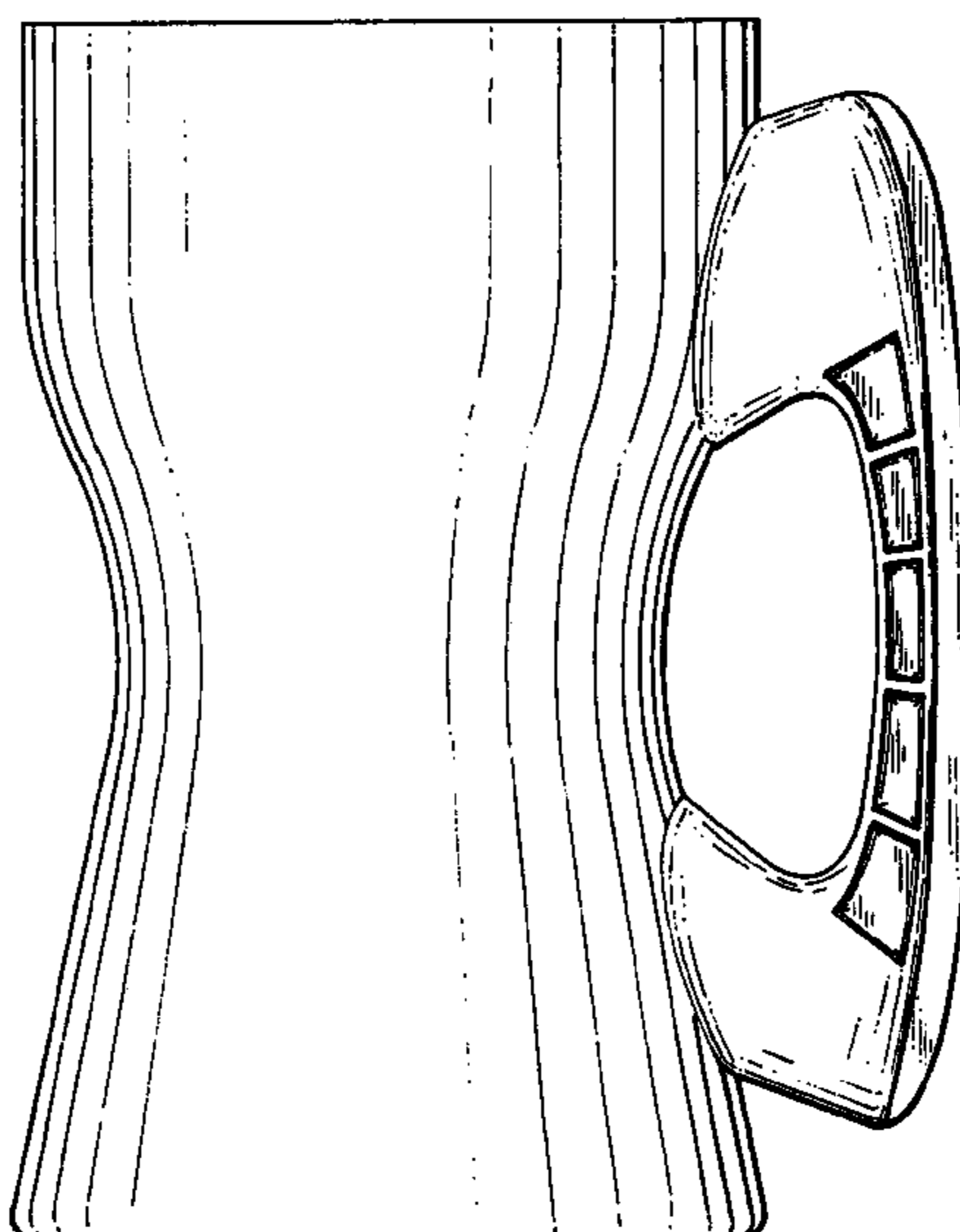
FIG. 3 is a back perspective view of a mug with a hockey blade handle.

FIG. 4 is a left side perspective view of a mug with a hockey blade handle.

FIG. 5 is a top perspective view of a mug with a hockey blade handle; and,

FIG. 6 is a bottom perspective view of a mug with a hockey blade handle.

1 Claim, 5 Drawing Sheets



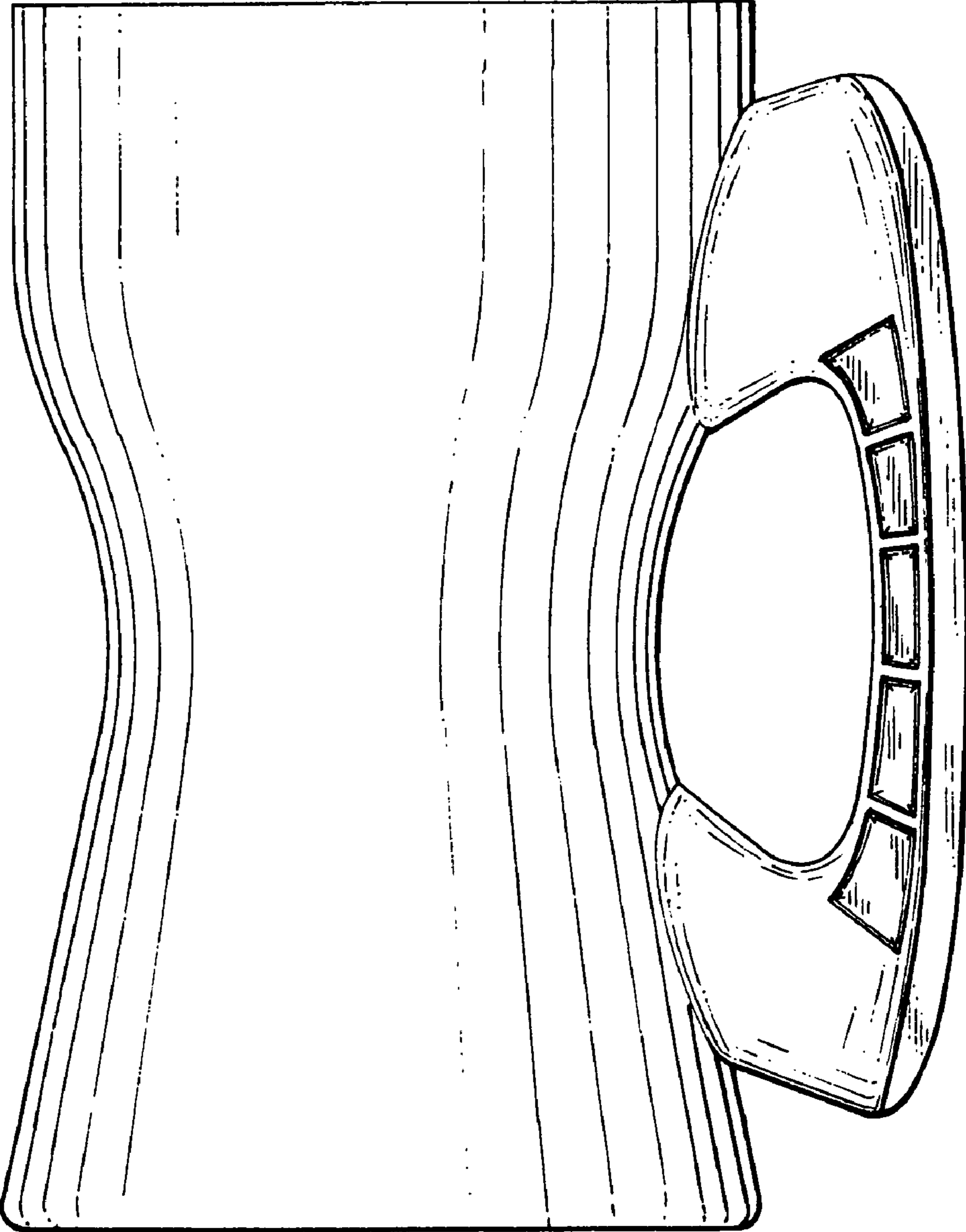


FIG. 1

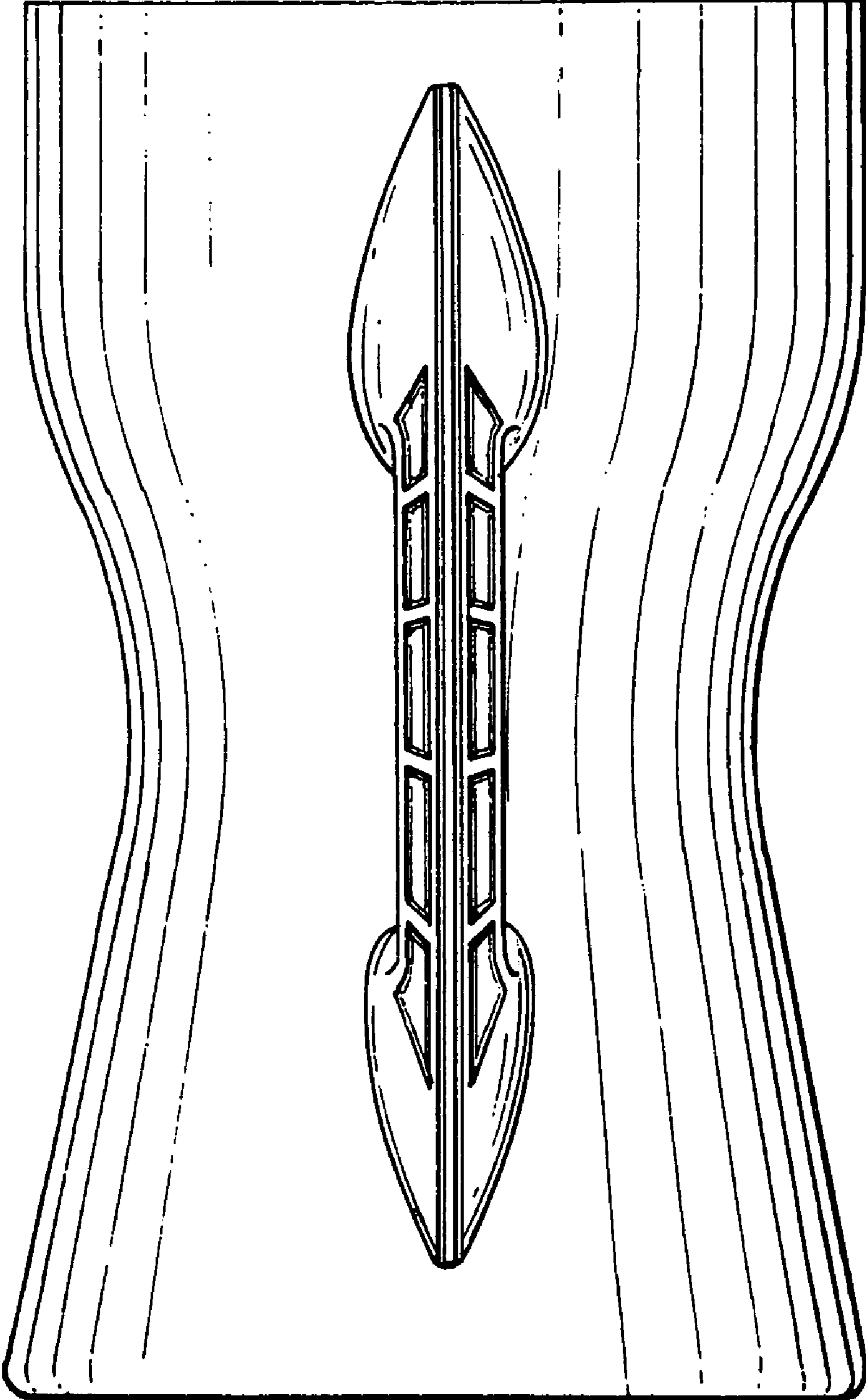


FIG. 2

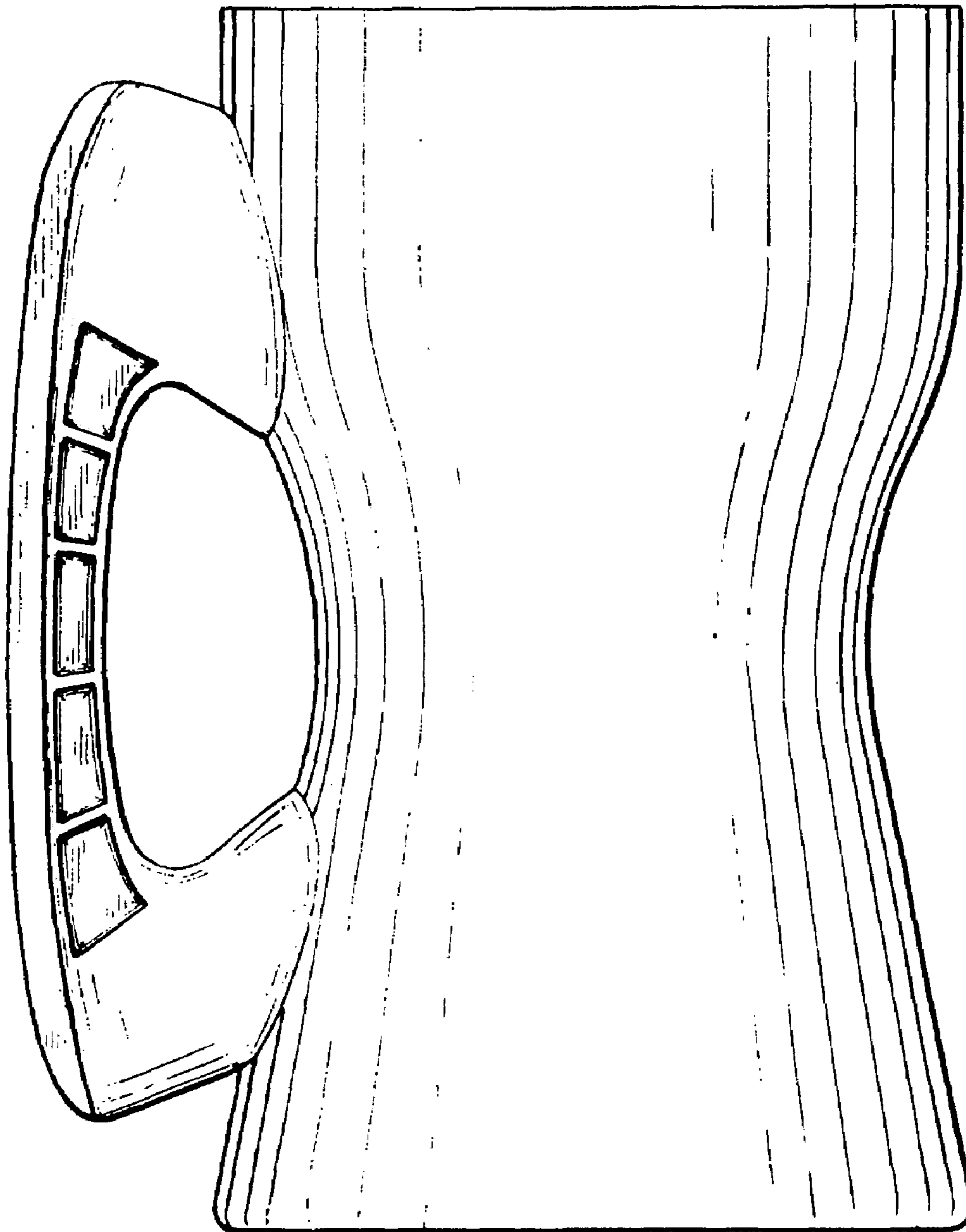


FIG. 3

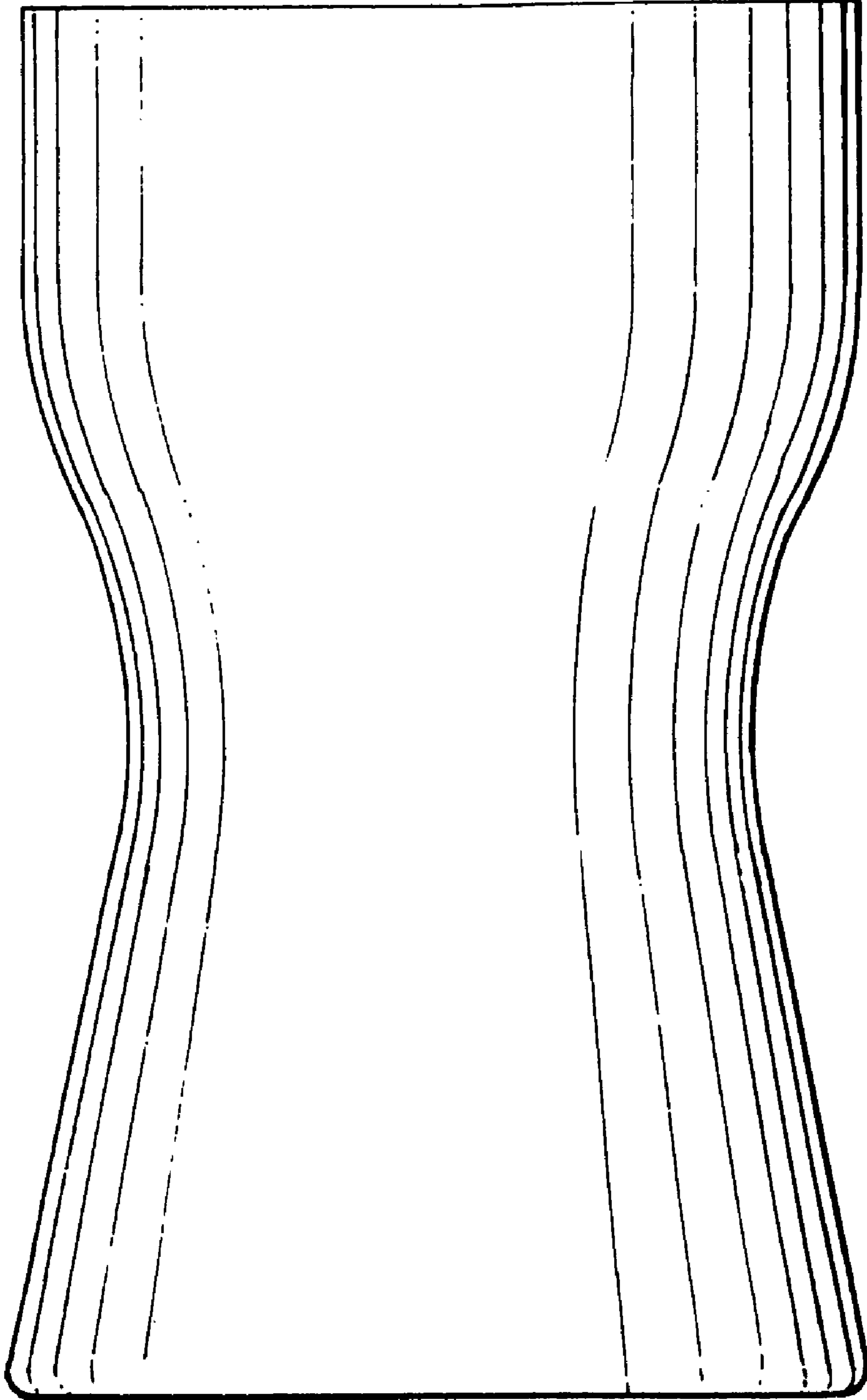


FIG. 4

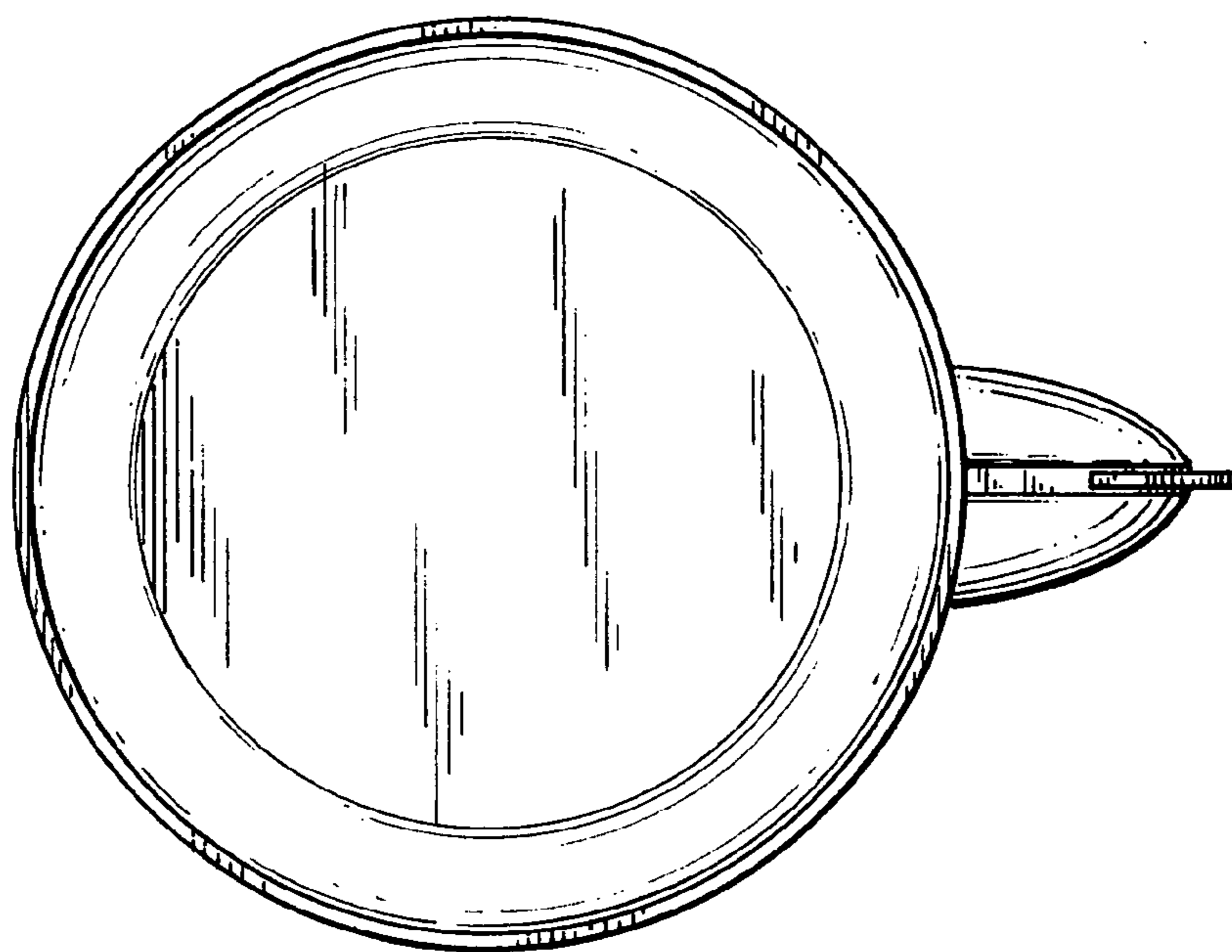


FIG. 5

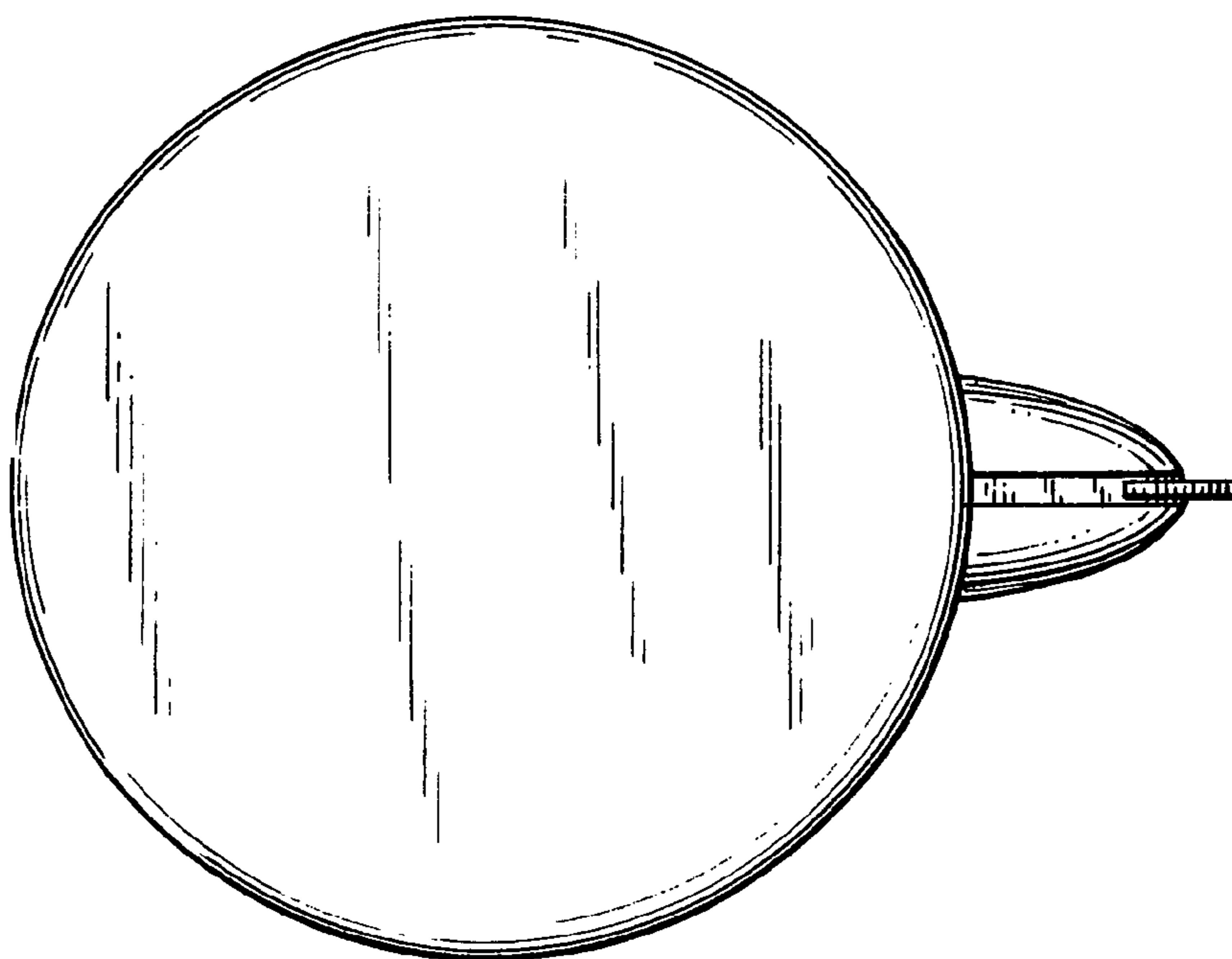


FIG. 6