



US00D596874S

(12) **United States Design Patent**
Martin et al.

(10) **Patent No.:** **US D596,874 S**
(45) **Date of Patent:** **** Jul. 28, 2009**

(54) **WORKSURFACE ASSEMBLY**

(75) Inventors: **Kirt D. Martin**, Alto, MI (US); **Daniel Waugh**, Grand Rapids, MI (US); **David C. Eberlein**, Hudsonville, MI (US)

(73) Assignee: **Steelcase Inc.**, Grand Rapids, MI (US)

(**) Term: **14 Years**

(21) Appl. No.: **29/328,725**

(22) Filed: **Dec. 1, 2008**

Related U.S. Application Data

(62) Division of application No. 29/280,910, filed on Jun. 8, 2007, now Pat. No. Des. 581,695.

(51) **LOC (9) Cl.** **06-04**

(52) **U.S. Cl.** **D6/446; D6/432; D6/491**

(58) **Field of Classification Search** D6/480-489, D6/495-499, 477, 479, 425, 429-430, 432, D6/438, 446, 445, 436; 108/50.01, 50.02, 108/150, 153.1, 155, 156, 161, 157.1; 248/188, 248/188.1, 188.7, 188.8

See application file for complete search history.

(56) **References Cited**

U.S. PATENT DOCUMENTS

1,251,719 A 1/1918 Wege
1,258,773 A 3/1918 Hoffman et al.
1,696,456 A 12/1928 Sebring

(Continued)

Primary Examiner—Janice E Seeger

(74) *Attorney, Agent, or Firm*—Quarles & Brady, LLP

(57) **CLAIM**

The ornamental design for a worksurface assembly, as shown and described.

DESCRIPTION

In a preferred embodiment, the nature of this product is a worksurface assembly that is part of a modular office furniture system.

FIG. 1 is a top, front, left perspective view of a first embodiment of a worksurface assembly embodying our new design;

FIG. 2 is a front elevational view thereof;

FIG. 3 is a rear elevational view thereof;

FIG. 4 is a left side elevational view thereof;

FIG. 5 is a right side elevational view thereof;

FIG. 6 is a top plan view thereof;

FIG. 7 is a bottom plan view thereof;

FIG. 8 is a top, front, left perspective view of a second embodiment of a worksurface assembly embodying our new design, the bottom plan view being identical to FIG. 7;

FIG. 9 is a front elevational view thereof;

FIG. 10 is a rear elevational view thereof;

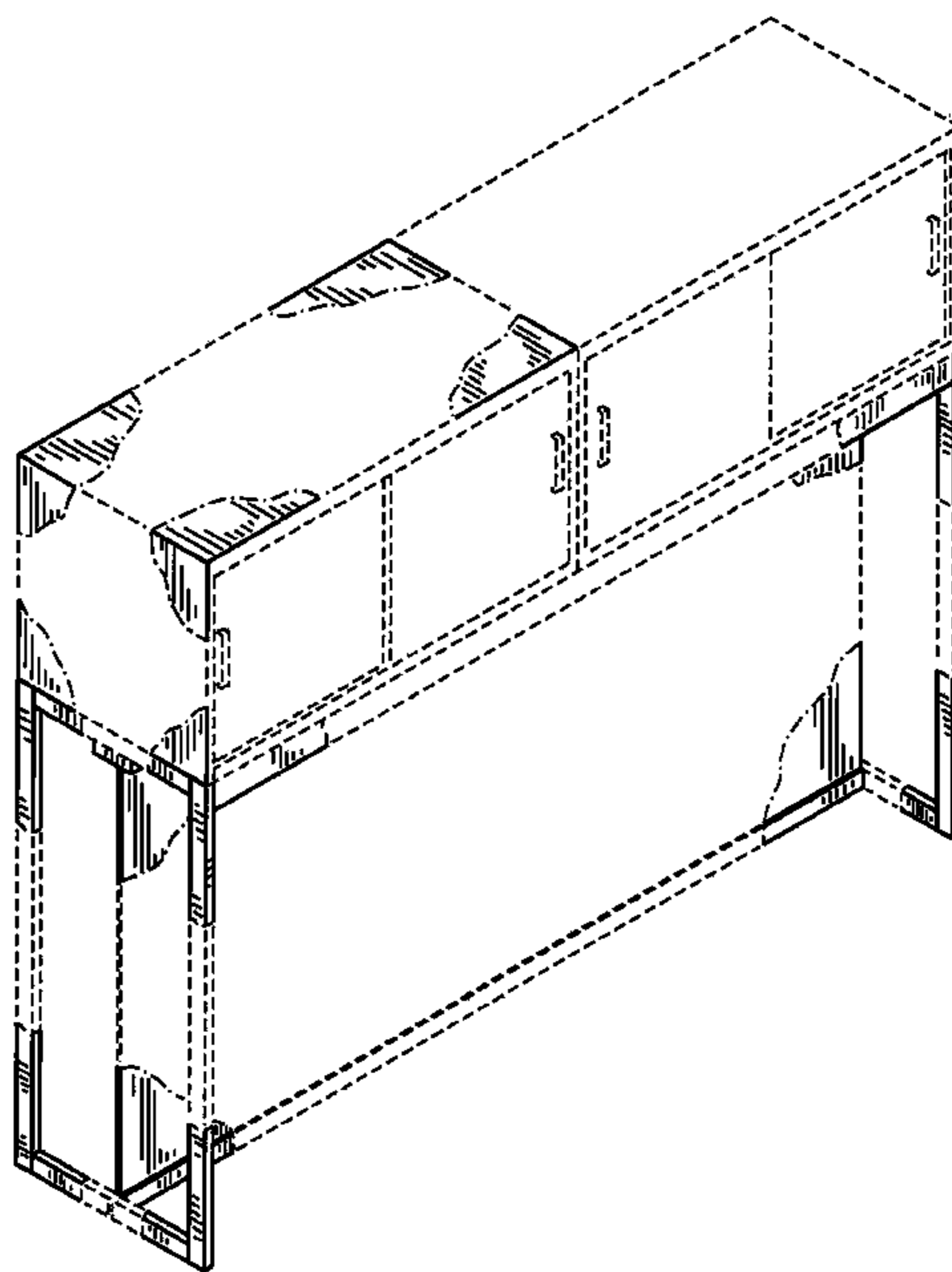
FIG. 11 is a left side elevational view thereof;

FIG. 12 is a right side elevational view thereof; and,

FIG. 13 is a top plan view thereof.

The broken line representations of vertical panel structure in FIGS. 1, 2, 3, 4, 5, 7, 8, 9, 10, 11, and 12 of cabinet structure in FIGS. 1, 2, 3, 4, 5, 7, 8, 9, 10, 11, and 12, of cabinet doors in FIGS. 1, 2, 8, and 9, of cabinet pulls in FIGS. 1, 2, 8, and 9, and of vertical worksurface supports in FIGS. 1, 2, 3, 4, 5, 7, 8, 9, 10, 11, and 12 are for the purpose of illustration only, and form no part of the claimed design.

1 Claim, 10 Drawing Sheets



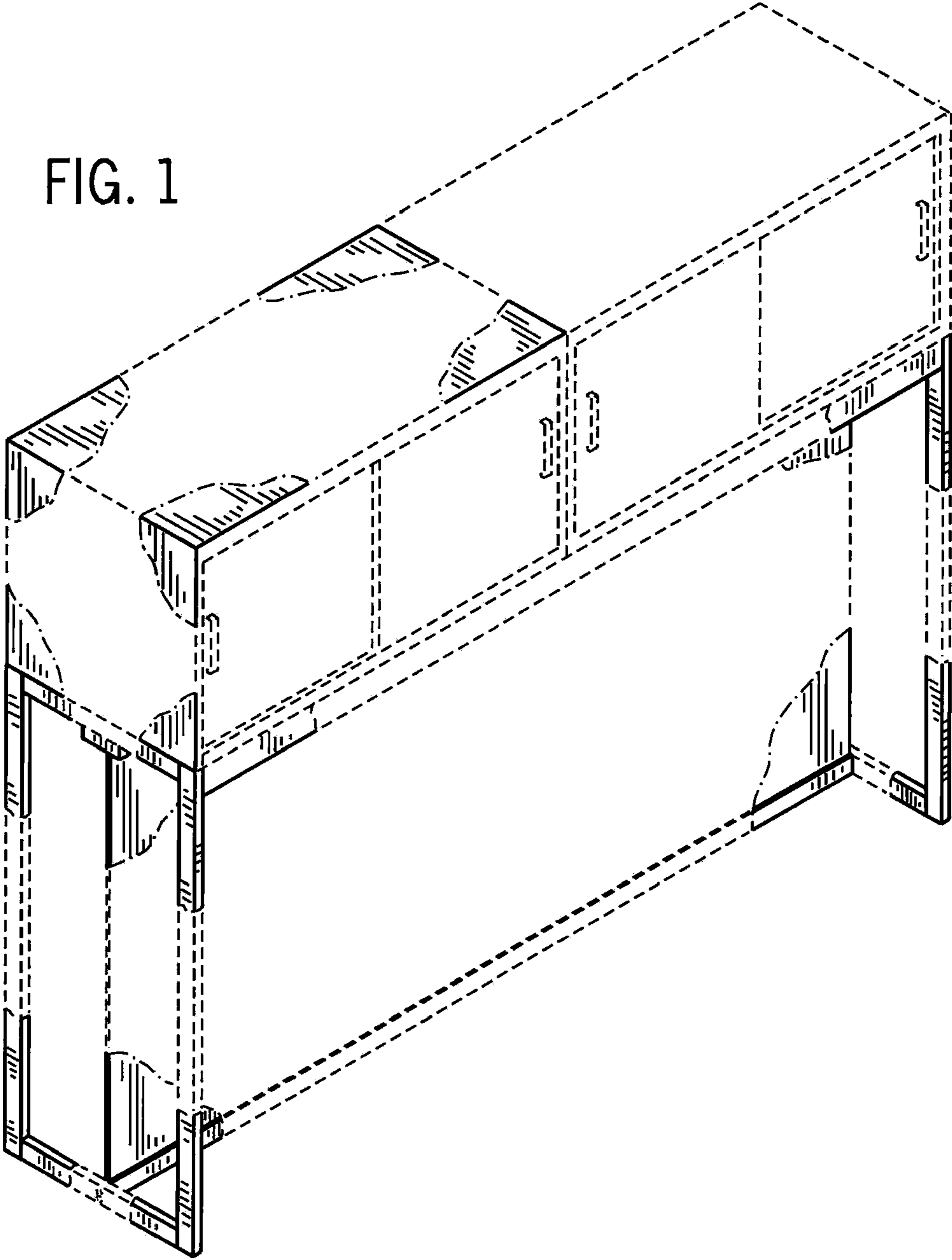
US D596,874 S

Page 2

U.S. PATENT DOCUMENTS					
			5,046,791 A	9/1991	Kooiman
			5,173,001 A	12/1992	Schunke
1,786,823 A	12/1930	Carrington et al.	5,214,890 A	6/1993	Levitan et al.
D100,987 S	8/1936	Colen	5,231,562 A	7/1993	Pierce et al.
2,223,023 A	11/1940	Weilemann	5,237,935 A	8/1993	Newhouse et al.
2,276,636 A	3/1942	Weber	5,265,972 A	11/1993	Bahr
D183,576 S	9/1958	McCarthy	5,277,005 A	1/1994	Hellwig et al.
2,877,511 A	3/1959	Viola	5,277,007 A	1/1994	Hellwig et al.
3,000,682 A	9/1961	Loew et al.	5,328,260 A	7/1994	Beirise
3,189,140 A	6/1965	Luss	5,428,928 A	7/1995	Hellwig et al.
3,438,688 A	4/1969	Ferdinand et al.	5,466,058 A	11/1995	Chan
3,490,824 A	1/1970	Bartlett et al.	5,467,703 A	11/1995	Crinion
3,563,624 A	2/1971	Stice	5,720,547 A	2/1998	Baird
D220,704 S	5/1971	Kramer	5,791,265 A	8/1998	Ellsworth et al.
3,601,912 A	8/1971	Dobbs	5,853,236 A	12/1998	Rogers et al.
3,635,174 A	1/1972	Ball et al.	5,860,713 A	1/1999	Richardson
3,636,661 A	1/1972	Strawsine	D407,916 S	4/1999	Zaidman et al.
3,736,035 A	5/1973	Brown et al.	5,901,513 A	5/1999	Mollenkopf et al.
3,852,916 A	12/1974	Laby	5,971,508 A	10/1999	Deimen et al.
3,883,202 A	5/1975	Konig	6,039,420 A	3/2000	Besserer et al.
D236,787 S	9/1975	Stirling	6,047,508 A	4/2000	Goodman et al.
3,945,742 A	3/1976	Condevaux	6,134,852 A	10/2000	Shipman et al.
3,966,338 A	6/1976	Ghyczy	6,158,178 A	12/2000	Jeffers et al.
D242,102 S	11/1976	Stirling	6,202,567 B1	3/2001	Funk et al.
4,009,796 A	3/1977	Schmidt	6,216,606 B1	4/2001	Kathardekar et al.
D244,114 S	4/1977	Neff	6,253,509 B1	7/2001	Hellwig et al.
4,094,256 A	6/1978	Holper et al.	6,283,043 B1	9/2001	Stern et al.
4,148,535 A	4/1979	Fenwick	6,327,983 B1	12/2001	Cronk et al.
4,296,981 A	10/1981	Hildebrandt et al.	6,427,608 B1	8/2002	Crinion
4,323,291 A	4/1982	Ball	6,712,433 B2	3/2004	Hellwig et al.
4,463,057 A	7/1984	Knurr	6,751,914 B2	6/2004	Zeh et al.
RE31,733 E	11/1984	Haworth et al.	6,877,824 B2	4/2005	Winkless
4,535,577 A	8/1985	Tenser et al.	6,892,650 B2	5/2005	Baloga et al.
4,603,787 A	8/1986	Essary	D506,882 S *	7/2005	Berry et al. D6/436
4,619,486 A	10/1986	Hannah et al.	6,951,085 B2	10/2005	Hodges et al.
4,639,049 A	1/1987	Frascaroli et al.	D519,299 S *	4/2006	Boudreau D6/436
4,653,652 A	3/1987	Avati	7,100,999 B2	9/2006	Stravitz
4,734,826 A	3/1988	Wilson et al.	D558,489 S	1/2008	Christensen
4,747,248 A	5/1988	Fahs	D558,490 S	1/2008	Christensen
4,778,487 A	10/1988	Chenel	D560,925 S *	2/2008	Lewis D6/438
4,792,881 A	12/1988	Wilson et al.	2003/0222545 A1	12/2003	Stravitz
4,798,423 A	1/1989	LaCour	2005/0115178 A1	6/2005	Schmidt
4,882,885 A	11/1989	Chatterson et al.	2005/0280339 A1	12/2005	Perkins et al.
4,948,205 A	8/1990	Kelley			
4,998,636 A	3/1991	Hardigg			
5,024,167 A	6/1991	Hayward			

* cited by examiner

FIG. 1



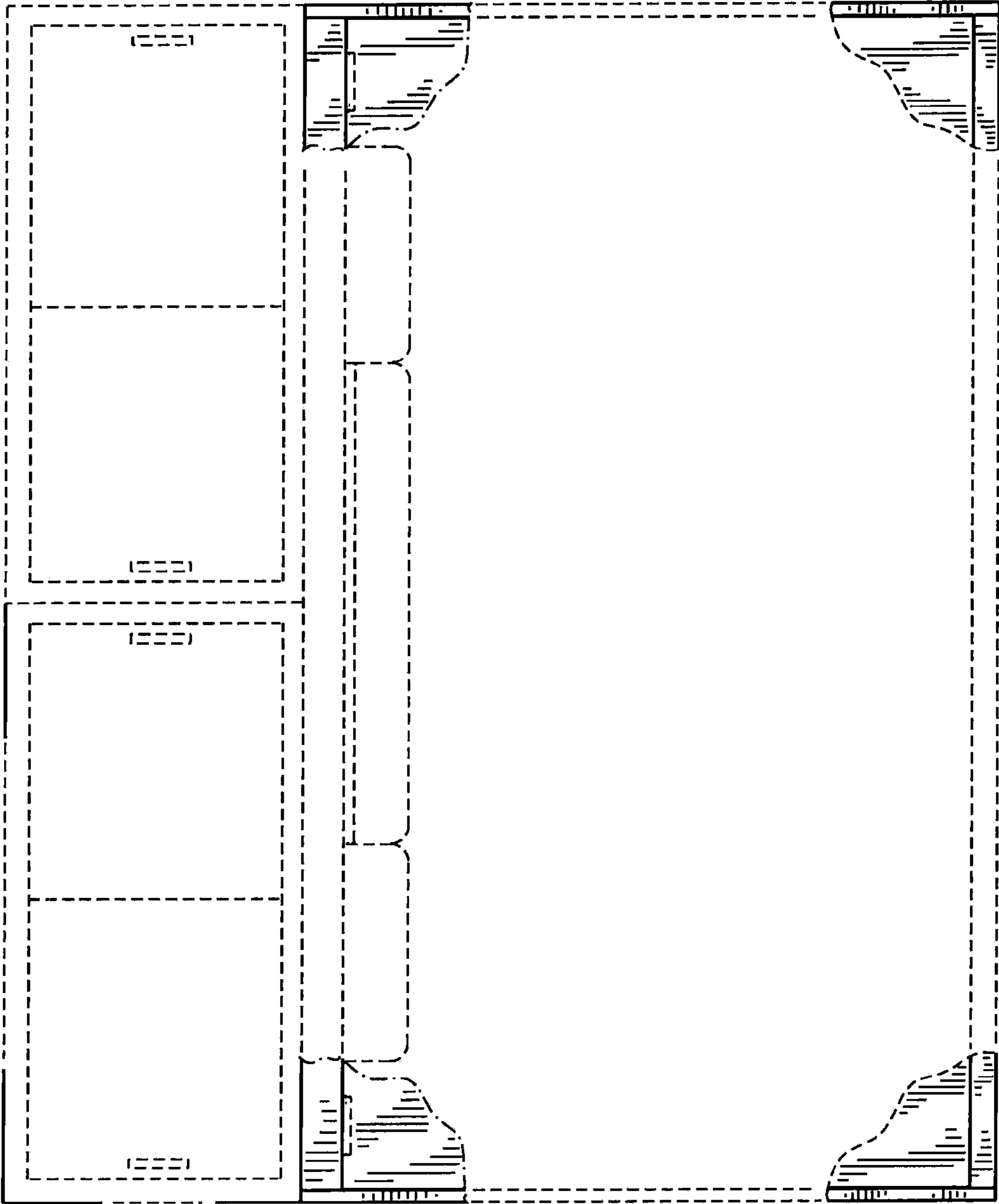


FIG. 2

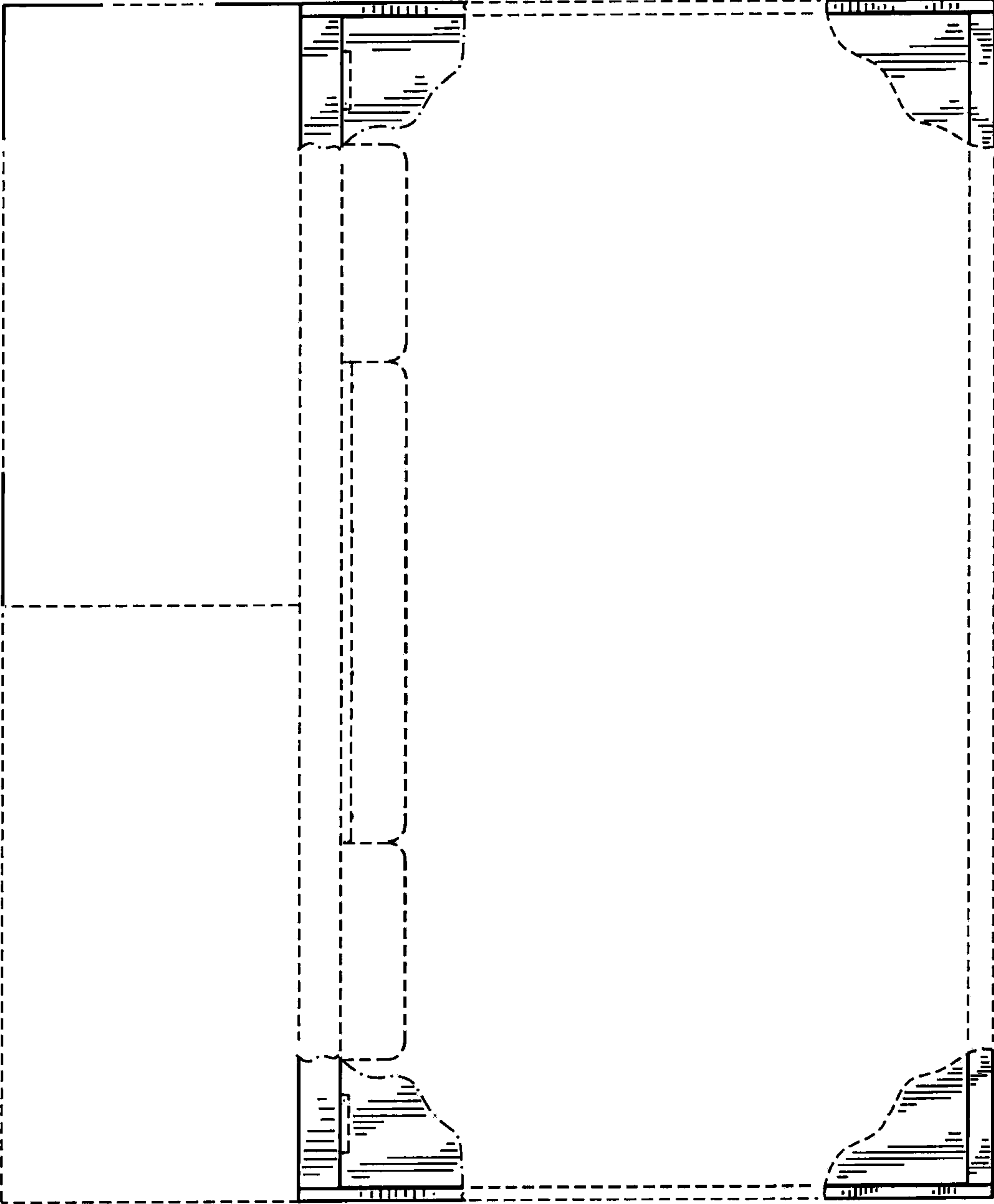


FIG. 3

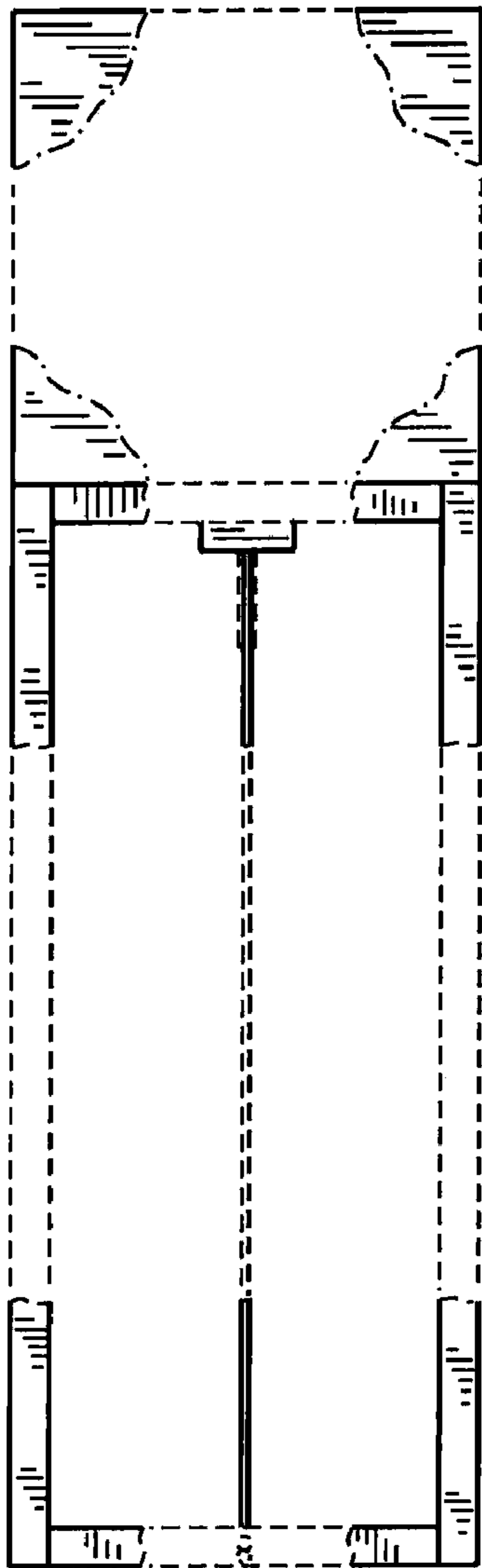


FIG. 4

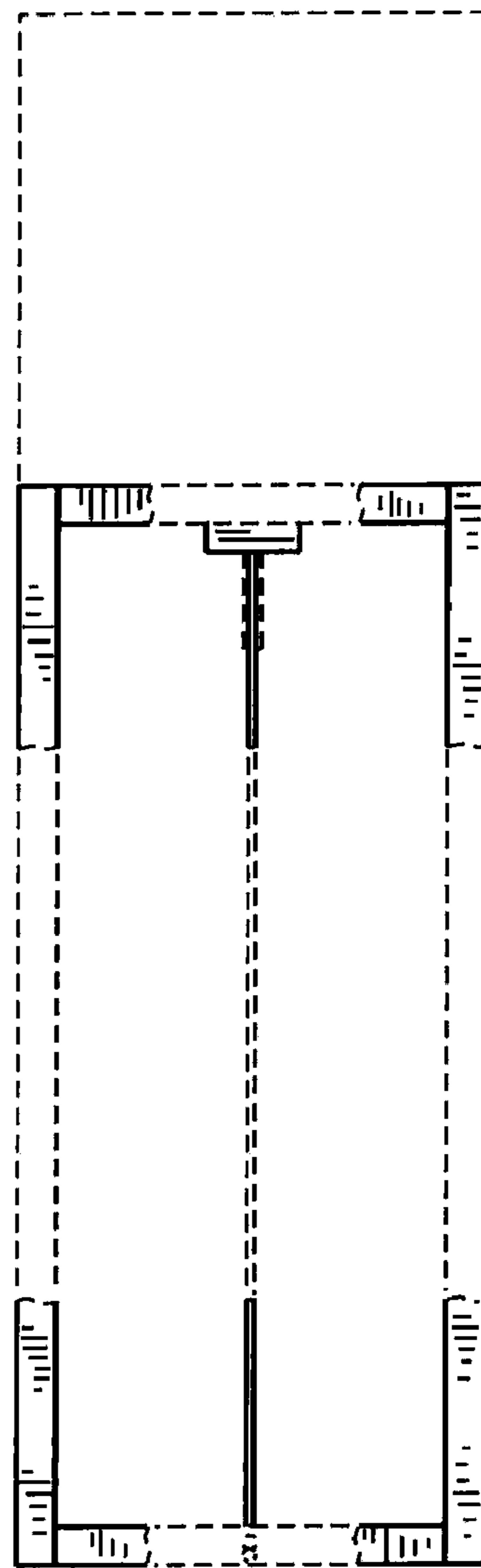


FIG. 5

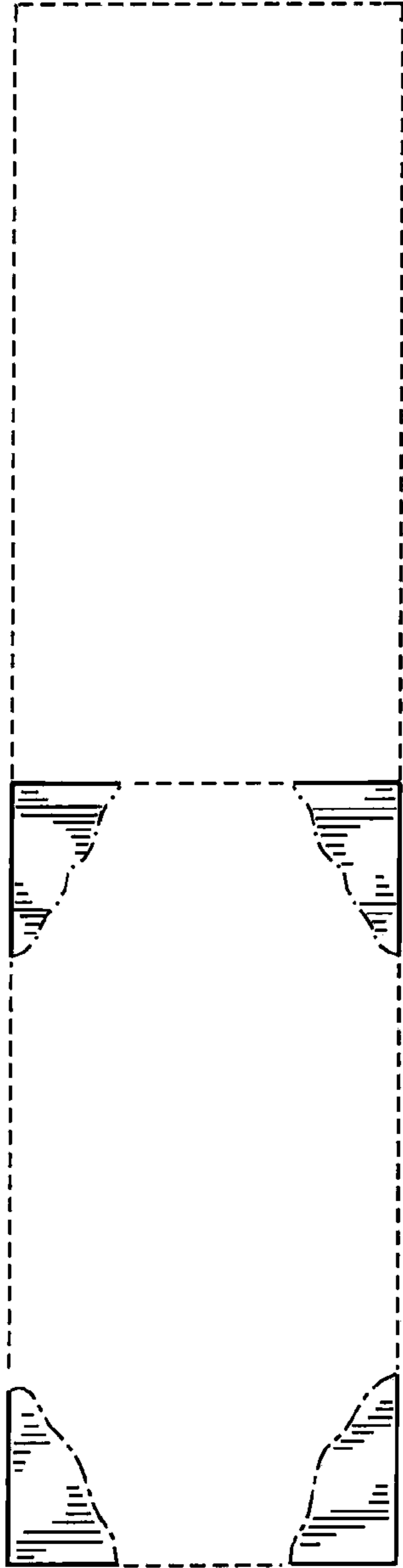


FIG. 6




FIG. 7

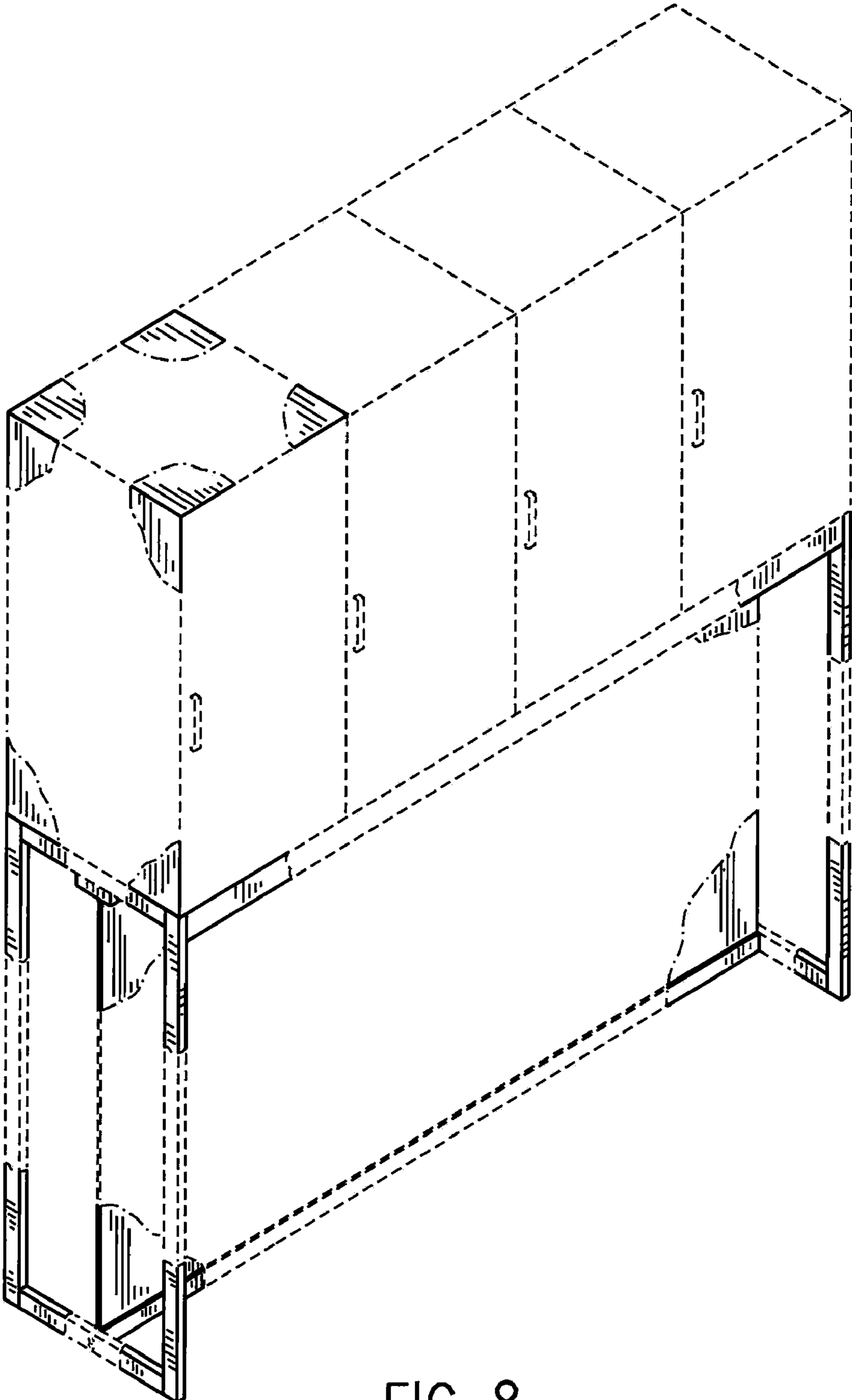


FIG. 8

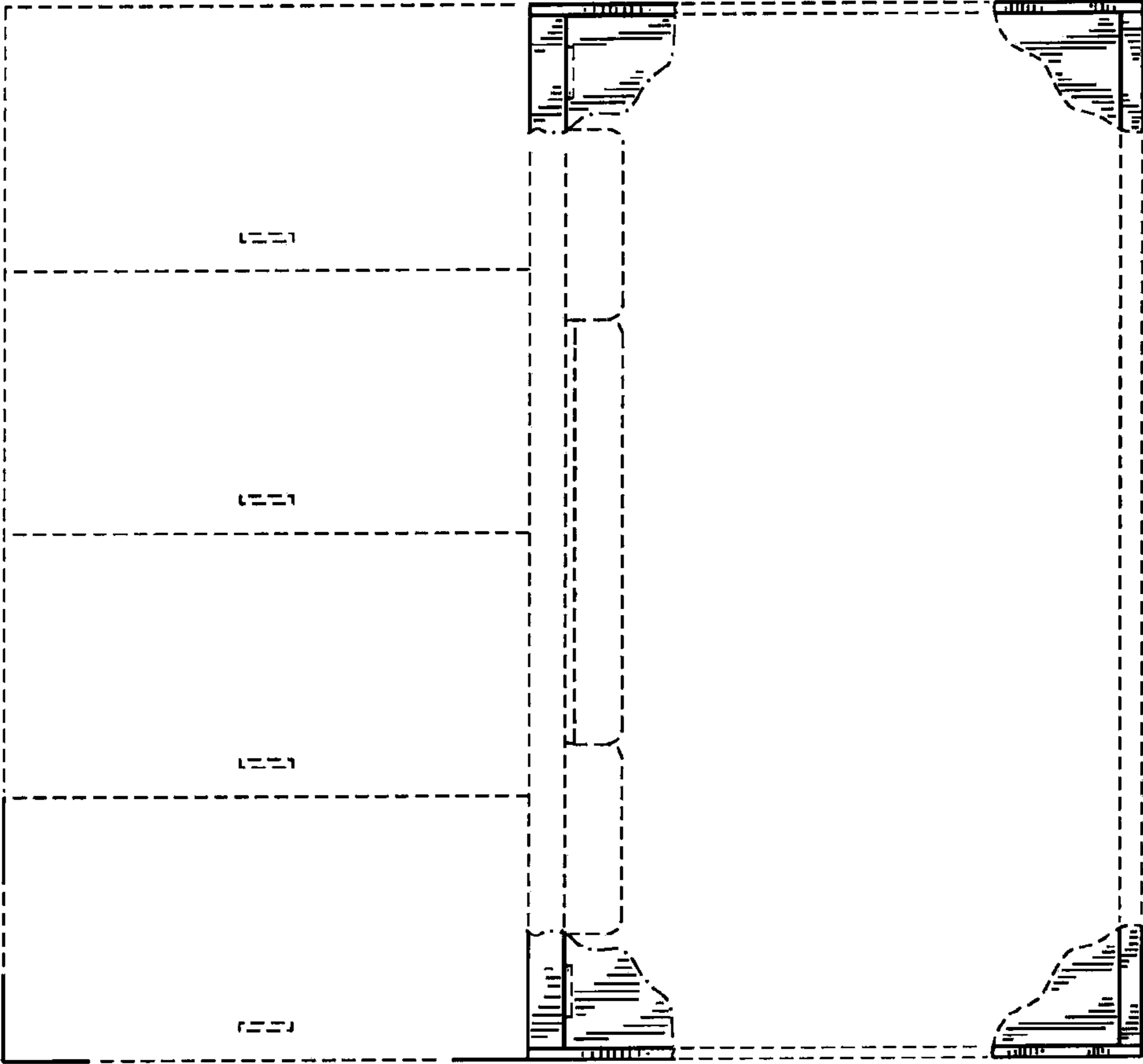


FIG. 9

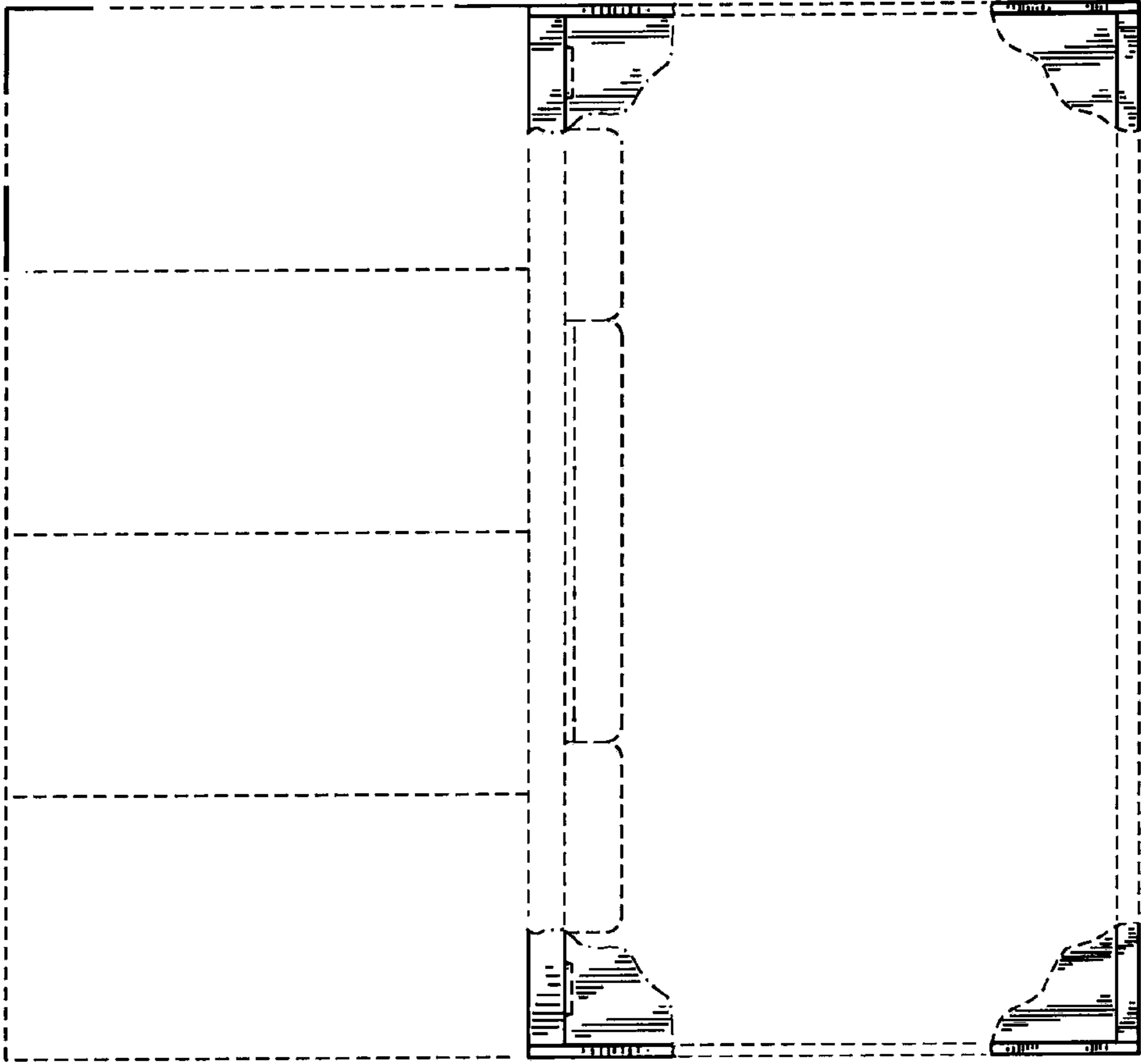


FIG. 10

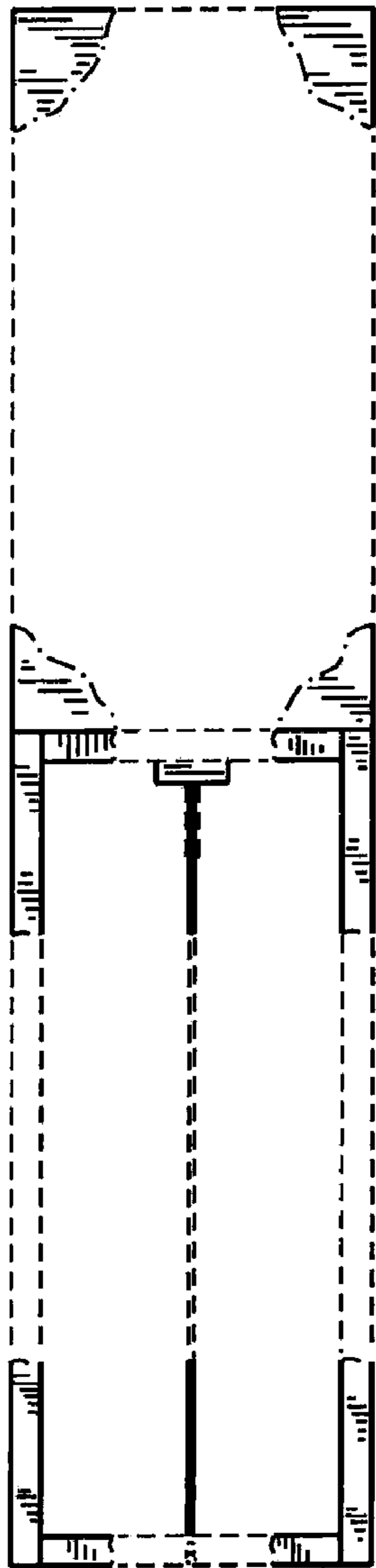


FIG. 11

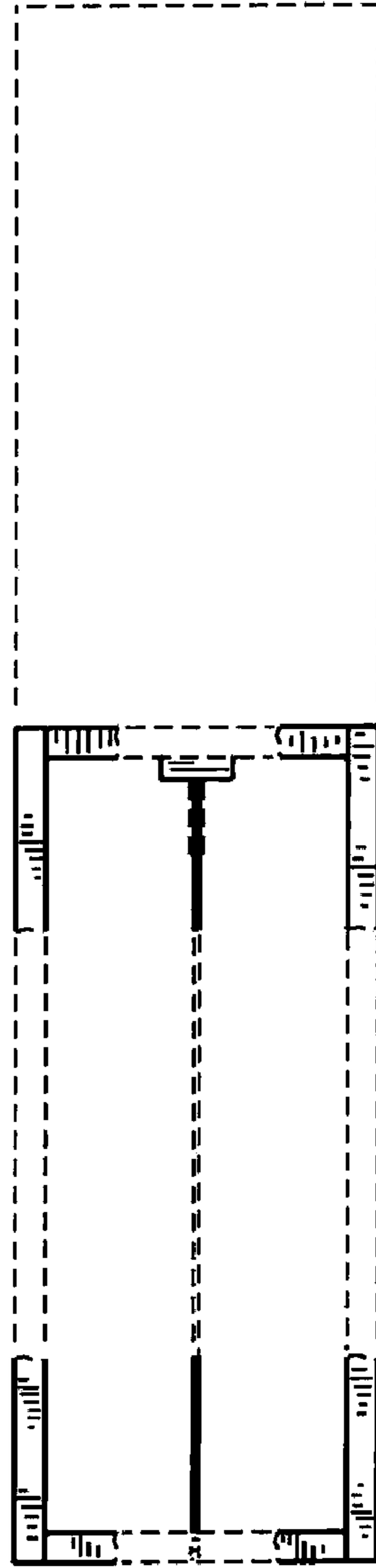


FIG. 12

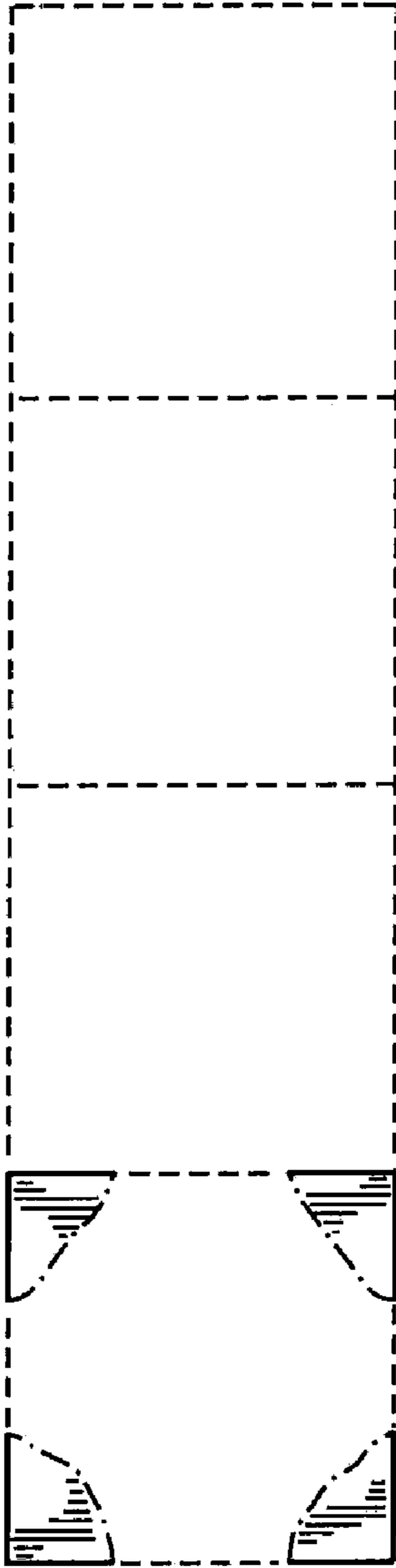


FIG. 13