



US00D596867S

(12) **United States Design Patent**  
**Bergmann et al.**

(10) **Patent No.:** **US D596,867 S**

(45) **Date of Patent:** **\*\* Jul. 28, 2009**

(54) **CHAIR**

D286,954 S \* 12/1986 Rougier ..... D6/374  
D465,667 S \* 11/2002 Hoffmann ..... D6/369  
D586,141 S \* 2/2009 Massaud ..... D6/369

(75) Inventors: **Martin Bergmann**, Vienna (AT);  
**Gernot Bohmann**, Vienna (AT); **Harald  
Gruendl**, Vienna (AT)

\* cited by examiner

(73) Assignee: **DEDON GmbH** (DE)

*Primary Examiner*—Mimosa De  
(74) *Attorney, Agent, or Firm*—Banner & Witcoff, Ltd.

(\*\*) Term: **14 Years**

(57) **CLAIM**

(21) Appl. No.: **29/319,695**

The ornamental design for a chair, as shown and described.

(22) Filed: **Jun. 12, 2008**

**DESCRIPTION**

(51) **LOC (9) Cl.** ..... **06-01**

FIG. 1 is a front-left side perspective view of a chair showing our new design;

(52) **U.S. Cl.** ..... **D6/369; D6/373**

FIG. 2 is a front perspective view thereof;

(58) **Field of Classification Search** ..... D6/334-336,  
D6/369, 370, 371, 372, 373, 374, 375, 376,  
D6/379, 380, 381, 500-502; 297/232, 411.42,  
297/411.45, 445.1, 446.1, 448.2, 451.3, 451.9,  
297/452.63, 452.64

FIG. 3 is a rear perspective view thereof;

FIG. 4 is a left side perspective view thereof, the right side perspective view being a mirror image thereof; and,

See application file for complete search history.

FIG. 5 is a top perspective view thereof.


(56) **References Cited**

The unshown portions of the underside of the chair form no part of the claimed design.

**U.S. PATENT DOCUMENTS**

D267,135 S \* 12/1982 Claman ..... D6/369

**1 Claim, 5 Drawing Sheets**






FIG. 1




FIG. 2




FIG. 3



FIG. 4




FIG. 5