

US00D596863S

(12) **United States Design Patent**
Bergmann et al.

(10) **Patent No.:** **US D596,863 S**
(45) **Date of Patent:** **** Jul. 28, 2009**

(54) **CHAIR**

(75) Inventors: **Martin Bergmann**, Vienna (AT);
Gernot Bohmann, Vienna (AT); **Harald**
Gruendl, Vienna (AT)

(73) Assignee: **DEDON GmbH** (DE)

(**) Term: **14 Years**

(21) Appl. No.: **29/319,691**

(22) Filed: **Jun. 12, 2008**

(51) **LOC (9) Cl.** **06-01**

(52) **U.S. Cl.** **D6/369; D6/373**

(58) **Field of Classification Search** D6/334-336,
D6/369, 370, 371, 372, 373, 374, 375, 376,
D6/379, 380, 500-502; 297/232, 411.42,
297/411.45, 445.1, 446.1, 448.2, 451.3, 451.9,
297/452.63, 452.64

See application file for complete search history.

(56) **References Cited**

U.S. PATENT DOCUMENTS

D278,581 S * 4/1985 Melchior D6/373
D284,814 S * 7/1986 Culler D6/375
D284,915 S * 8/1986 Nemschoff et al. D6/375

D477,720 S * 7/2003 Diaz-Azcuy D6/369
D478,222 S * 8/2003 Caldwell D6/369
D530,110 S * 10/2006 Kreiss D6/369
D572,930 S * 7/2008 Frinier D6/375
D582,690 S * 12/2008 Pheasant D6/369
D586,140 S * 2/2009 Massaud D6/369

* cited by examiner

Primary Examiner—Mimosa De

(74) *Attorney, Agent, or Firm*—Banner & Witcoff, Ltd.

(57) **CLAIM**

The ornamental design for a chair, as shown and described.

DESCRIPTION

FIG. 1 is a front-left side perspective view of a chair showing our new design;

FIG. 2 is a front perspective view thereof;


FIG. 3 is a rear perspective view thereof;

FIG. 4 is a left side perspective view thereof, the right side perspective view being a mirror image thereof; and,

FIG. 5 is a top perspective view thereof.

The unshown portions of the underside of the chair form no part of the claimed design.

1 Claim, 5 Drawing Sheets






FIG. 1




FIG. 2



FIG. 3



FIG. 4




FIG. 5