



US00D596859S

(12) **United States Design Patent**  
**Castaline et al.**

(10) **Patent No.:** **US D596,859 S**  
(45) **Date of Patent:** **\*\* Jul. 28, 2009**

(54) **FLAT HEAD PURSE HANGER**

(76) Inventors: **Jeffrey Castaline**, 41 S. Railroad Ave.,  
San Mateo, CA (US) 94401; **Hiroiyuki**  
**Kobayashi**, 41 S. Railroad Ave., San  
Mateo, CA (US) 94401

(\*\*) Term: **14 Years**

(21) Appl. No.: **29/313,268**

(22) Filed: **Dec. 22, 2008**

(51) **LOC (9) Cl.** ..... **03-99**

(52) **U.S. Cl.** ..... **D3/328**

(58) **Field of Classification Search** ..... D3/328,  
D3/304; D6/315, 327; D8/367, 373; 223/DIG. 2,  
223/DIG. 4; 211/113; 248/302, 304, 308,  
248/914, 339, 309.1

See application file for complete search history.

(56) **References Cited**

**U.S. PATENT DOCUMENTS**

2,692,108 A	10/1954	Nievert	
D300,882 S	* 5/1989	Olson	..... D3/328
D384,505 S	* 10/1997	Stewart	..... D3/328
D429,899 S	8/2000	Schwartz et al.	
D435,733 S	* 1/2001	Osterholt	..... D3/328
D456,280 S	* 4/2002	Osterholt et al.	..... D10/31
D465,653 S	11/2002	Fuschillo et al.	
D514,319 S	2/2006	King et al.	

D517,732 S	3/2006	Osterholt et al.
7,322,554 B2	1/2008	Caroselli et al.
7,389,966 B1	6/2008	Hunter
2004/0195484 A1	10/2004	Sheenan et al.
2005/0082319 A1	4/2005	Caroselli et al.
2005/0161570 A1	7/2005	Bauerly et al.

\* cited by examiner

*Primary Examiner*—Holly H Baynham

*Assistant Examiner*—Sheryl Lane

(74) *Attorney, Agent, or Firm*—Deborah Wenour

(57) **CLAIM**

The ornamental design for a flat head purse hanger, as shown and described.

**DESCRIPTION**

FIG. 1 is a perspective view of an ornamental design for a flat head purse hanger, according to the present invention.

FIG. 2 is a side view of the design of FIG. 1, the opposite side view being a mirror image thereof.

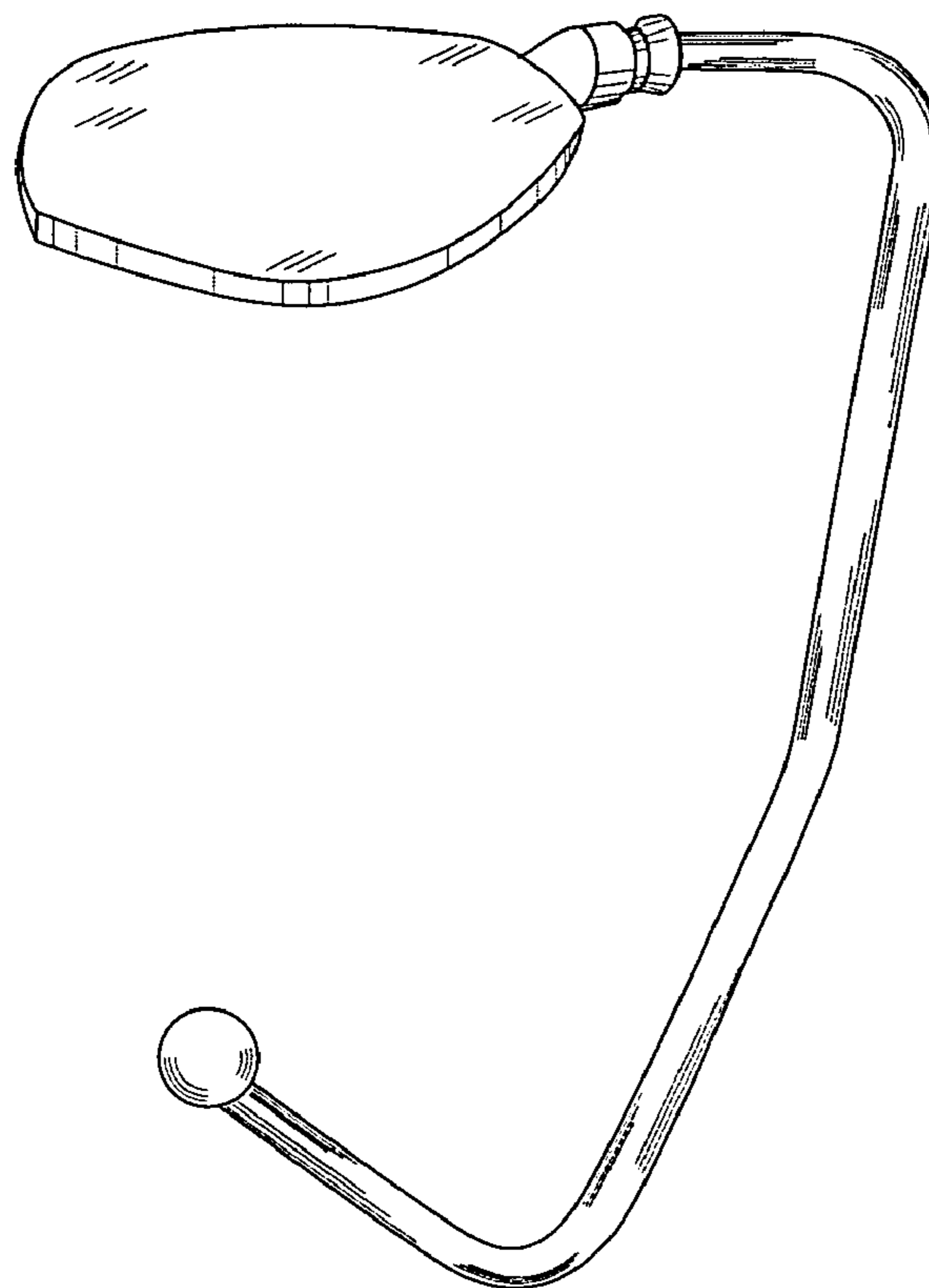
FIG. 3 is a front view of the design of FIG. 1.

FIG. 4 is a bottom view of the design of FIG. 1; and,

FIG. 5 is a top view of the design of FIG. 1.

All portions shown in broken lines are environmental and illustrative only, and form no part of the claimed design.

**1 Claim, 1 Drawing Sheet**



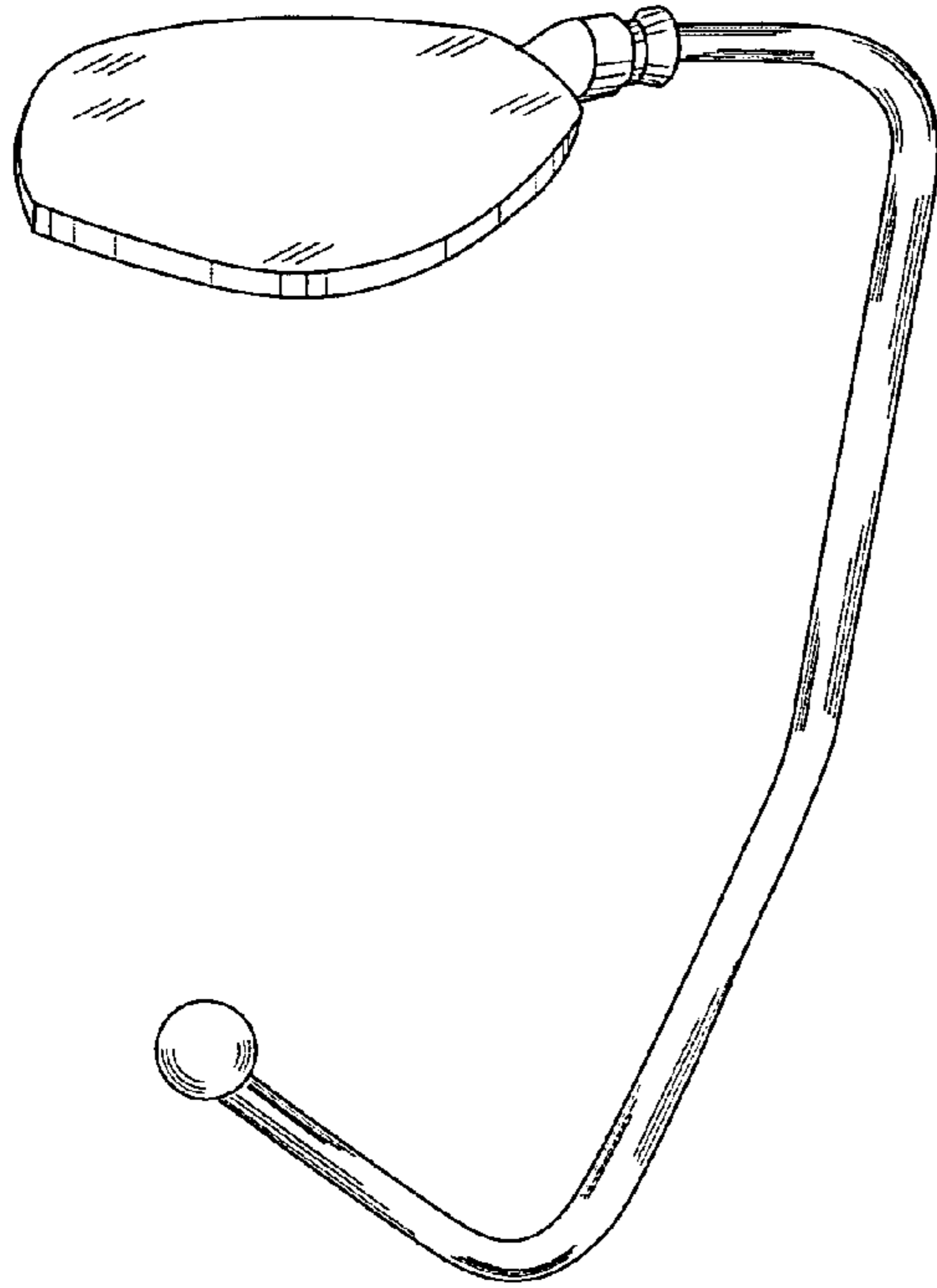


FIG. 1

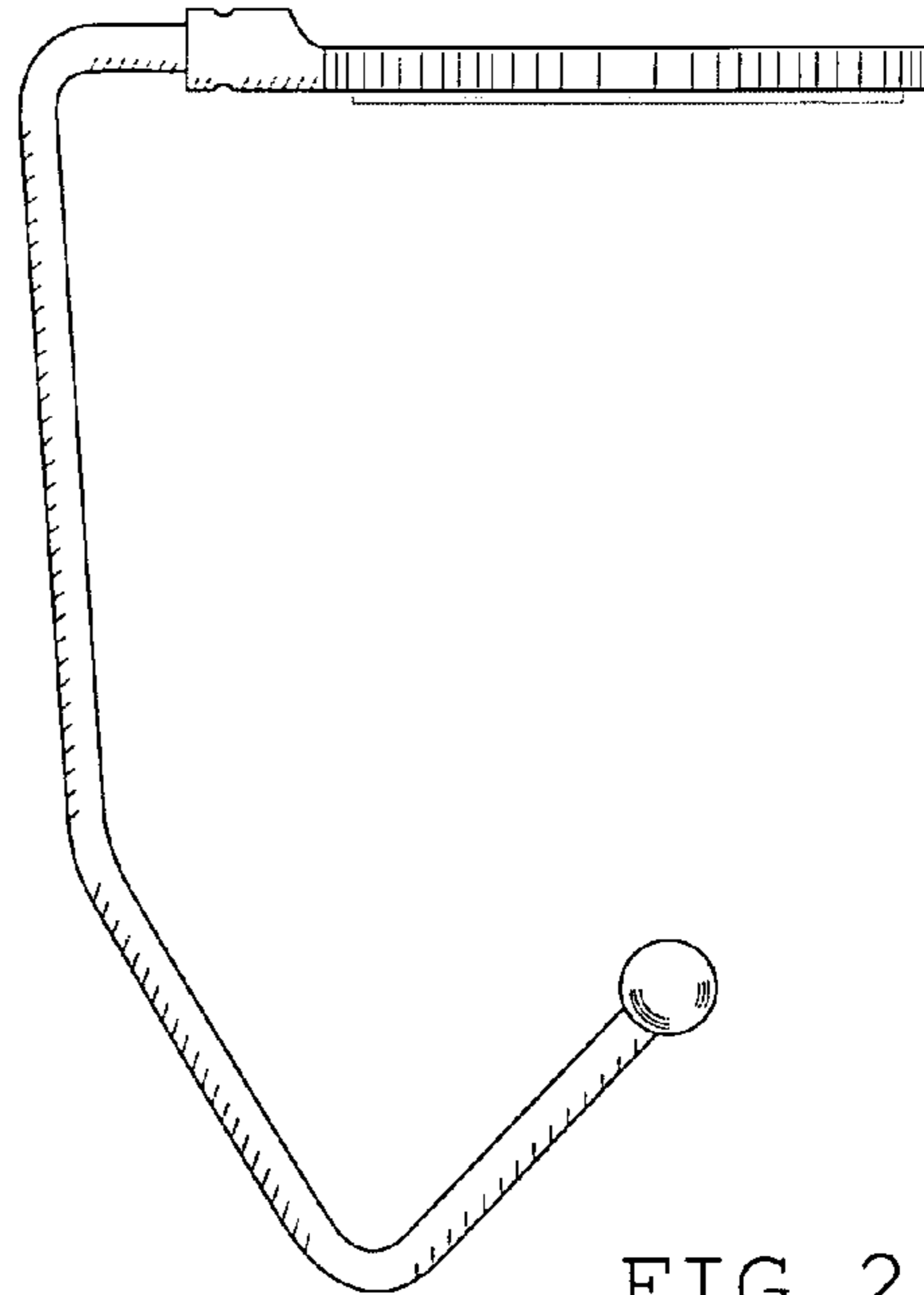


FIG. 2

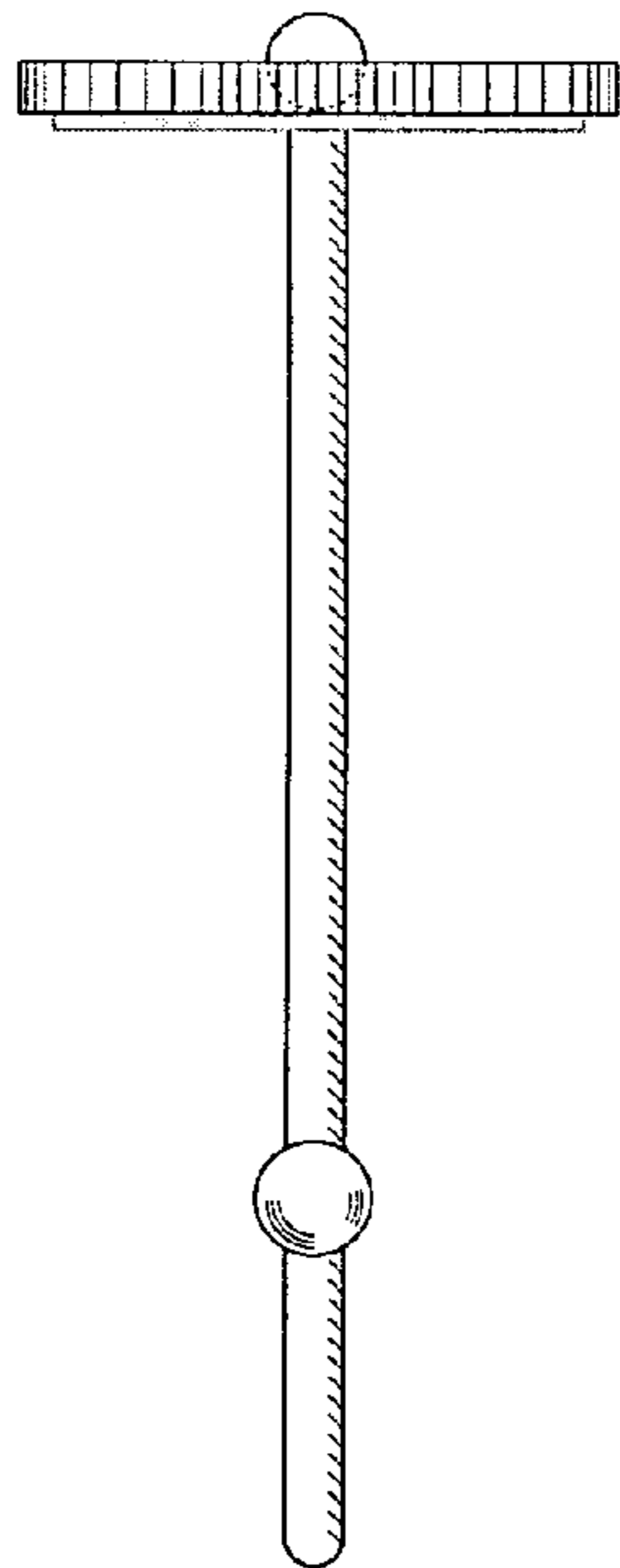


FIG. 3

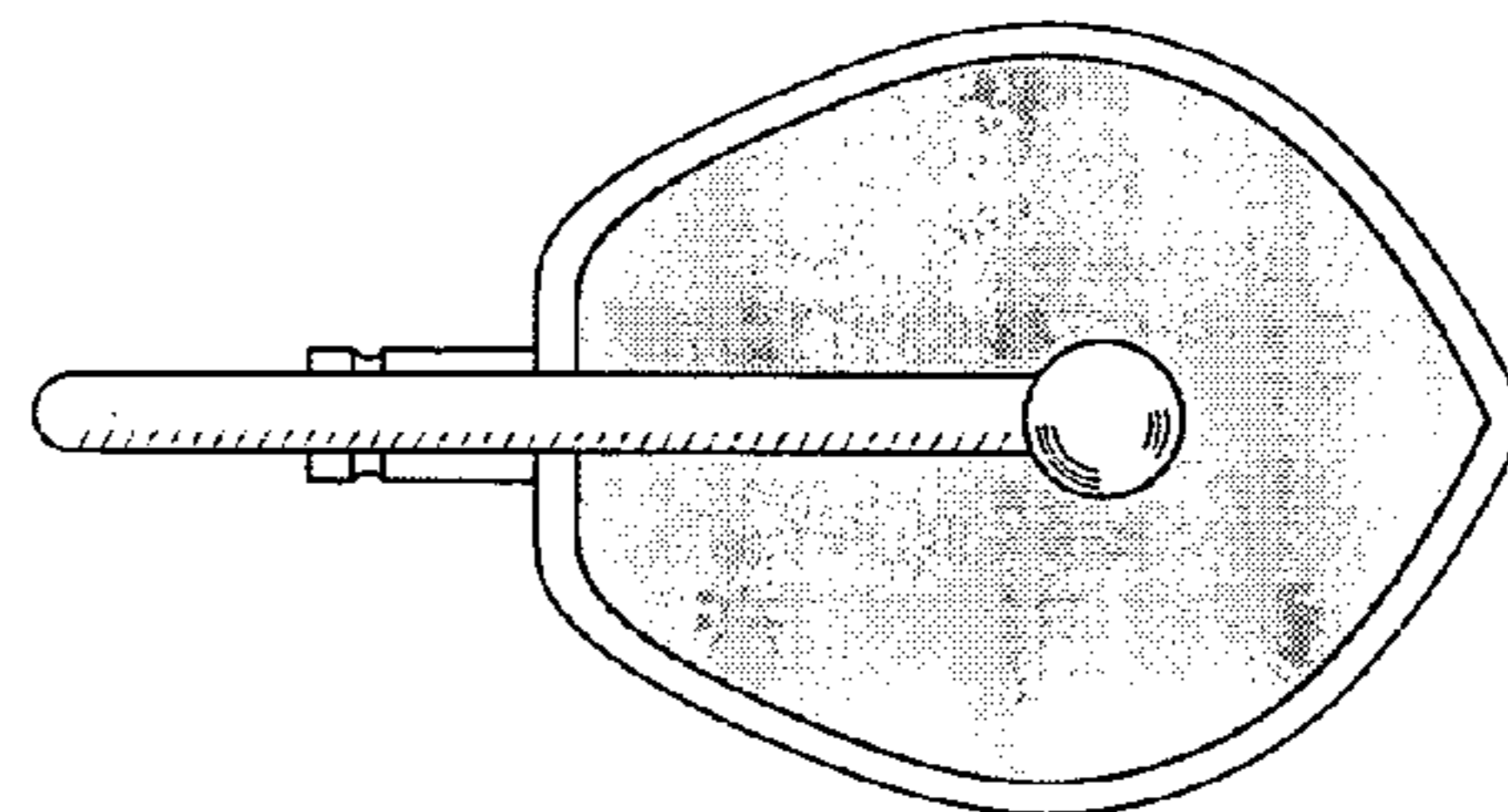


FIG. 4

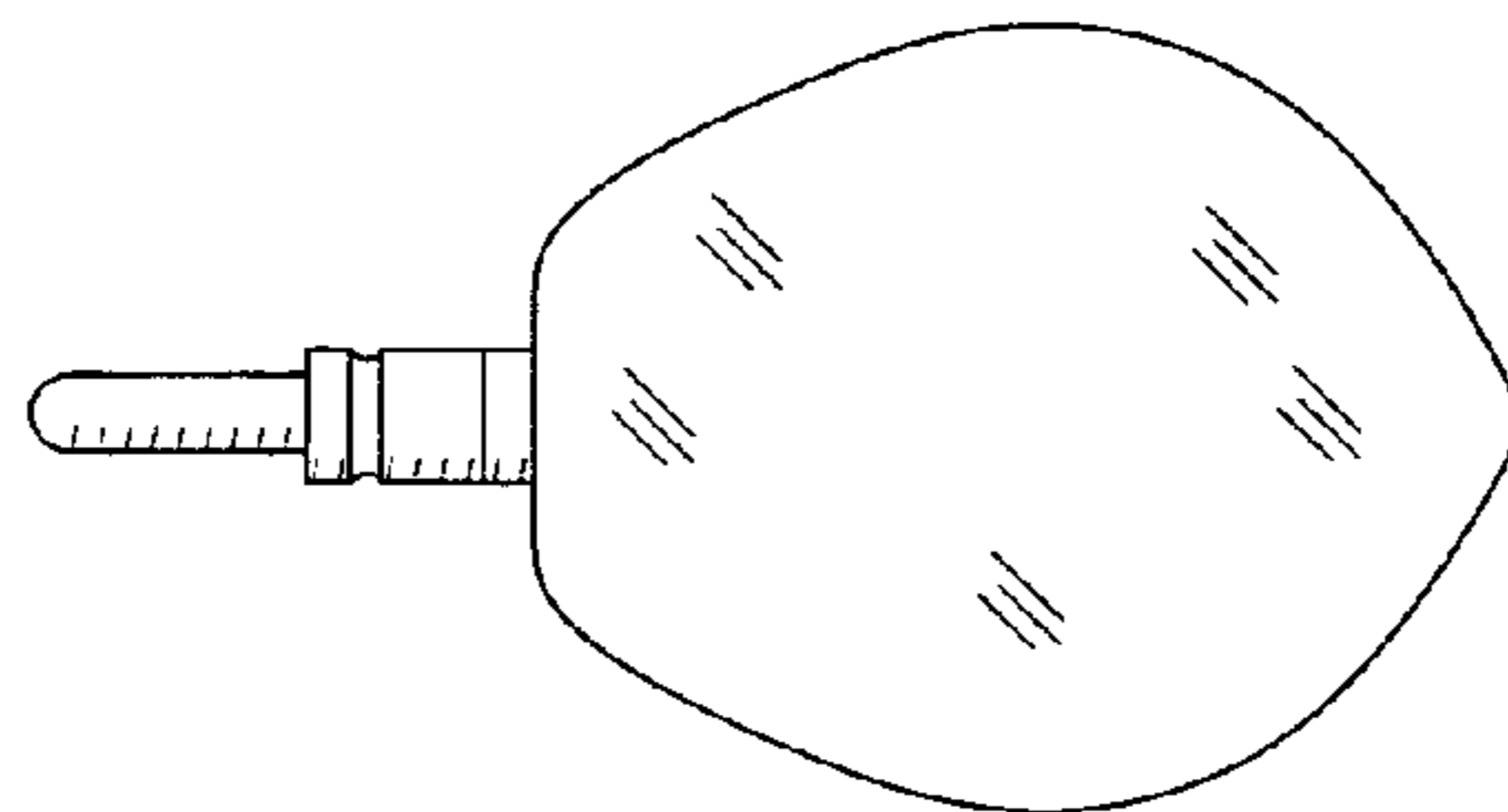


FIG. 5