



US00D596857S

(12) **United States Design Patent**
Ahlgrim et al.

(10) **Patent No.:** **US D596,857 S**

(45) **Date of Patent:** **** Jul. 28, 2009**

(54) **STORAGE BIN**

(75) Inventors: **Dirk Ahlgrim**, Cambridge, MA (US);
Monica Kuznik, San Giorgia in
Bosco/Padua (IT); **Samuel Palmer**,
Arlington, MA (US); **Gretchen**
Wustrack, San Francisco, CA (US)

(73) Assignee: **Target Brands, Inc.**, Minneapolis, MN
(US)

(**) Term: **14 Years**

(21) Appl. No.: **29/329,629**

(22) Filed: **Dec. 18, 2008**

Related U.S. Application Data

(62) Division of application No. 29/284,375, filed on Sep.
6, 2007.

(51) **LOC (9) Cl.** **03-01**

(52) **U.S. Cl.** **D3/307**

(58) **Field of Classification Search** D3/200,
D3/201, 203.1, 203.3, 205-206, 273, 276,
D3/304-315; D6/525, 475-476; D19/75,
D19/77, 86, 90, 92, 100; 206/203, 214-215,
206/822, 307.1; 229/100, 914, 913, 406
See application file for complete search history.

(56) **References Cited**

U.S. PATENT DOCUMENTS

2,299,766 A 10/1942 Rosenthal

(Continued)

OTHER PUBLICATIONS

“elfa® Platinum Garage System,” printed from www.organize.com
in May 2006, 2 pages.
Storage Member publicly available in IKEA stores at least as early as
Jan. 2000.

Primary Examiner—T. Chase Nelson

Assistant Examiner—Eric L Goodman

(74) *Attorney, Agent, or Firm*—Griffiths & Seaton PLLC

(57) **CLAIM**

The ornamental design for a storage bin, as shown and
described.

DESCRIPTION

FIG. 1 is a perspective view of a storage bin, according to a
first embodiment of the invention;

FIG. 2 is a front view thereof, the rear view being a mirror
image of the front view;

FIG. 3 is a right side view thereof, the left side view being a
mirror image of the right side view;

FIG. 4 is a top view thereof; and

FIG. 5 is a bottom view thereof.

FIG. 6 is a perspective view of a storage bin, according to a
second embodiment of the invention;

FIG. 7 is a front view thereof, the rear view being a mirror
image of the front view;

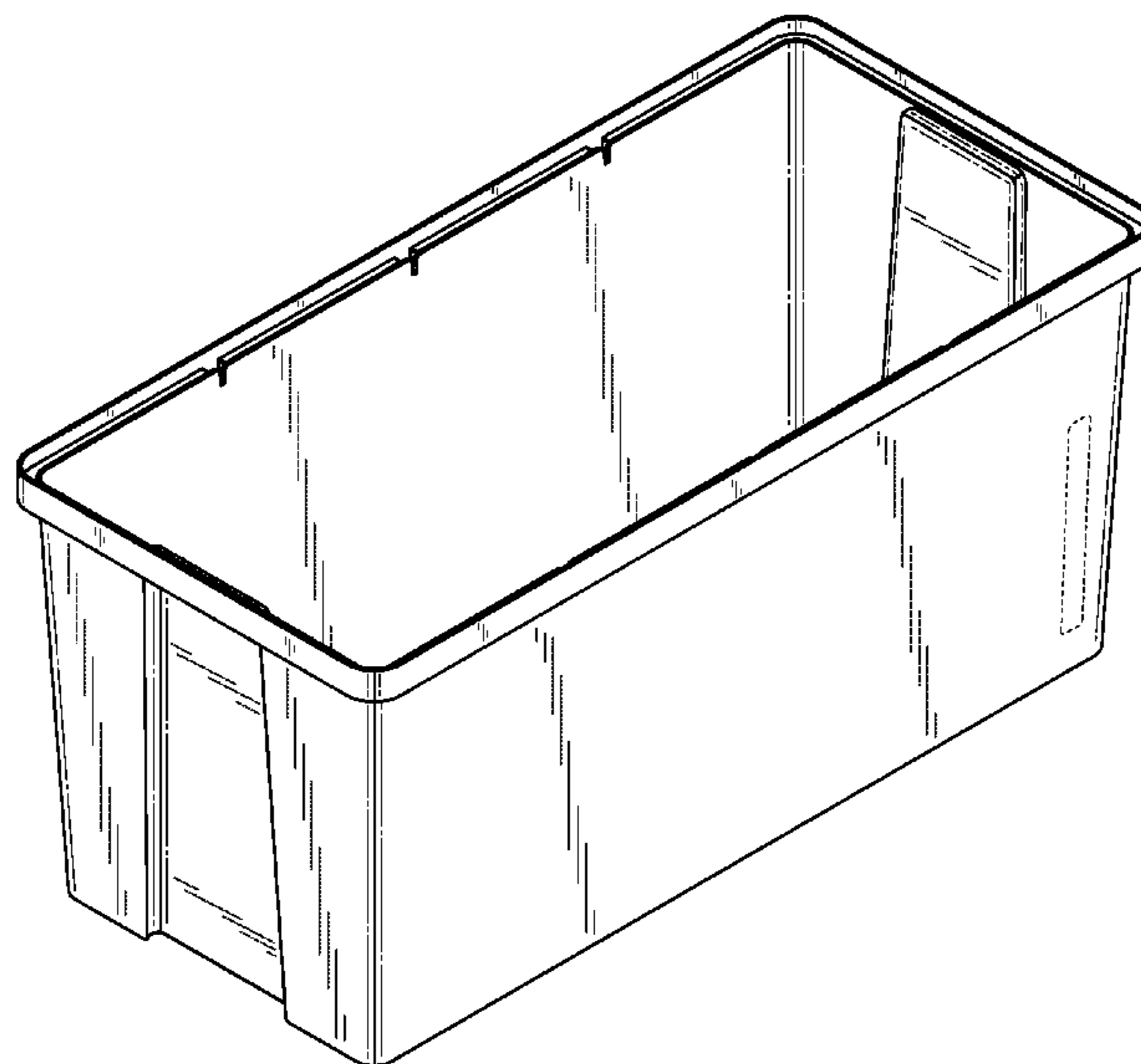
FIG. 8 is a right side view thereof, the left side view being a
mirror image of the right side view;

FIG. 9 is a top view thereof; and,

FIG. 10 is a bottom view thereof.

The broken lines shown in the figures are for illustrative
purposes only and form no part of the claimed design. The
broken line showing the bottom surface in FIG. 4 and bottom
portions indicated in FIGS. 5 and 10 is for the purpose of
showing portions of the article and forms no part of the
claimed design.

1 Claim, 10 Drawing Sheets



US D596,857 S

Page 2

U.S. PATENT DOCUMENTS

D158,479 S	5/1950	Long		D349,646 S	8/1994	Dickinson
3,027,045 A	3/1962	Wilson		D358,328 S	5/1995	Huerto et al.
D197,311 S *	1/1964	Spaak	D3/307	D360,898 S	8/1995	Huerto et al.
3,170,594 A	2/1965	Nascher		5,466,058 A	11/1995	Chan
3,254,786 A	6/1966	Melville		D368,162 S	3/1996	Miller
3,279,873 A	10/1966	Gronquist		D376,259 S *	12/1996	Dickinson et al. D3/273
3,421,656 A *	1/1969	Asenbauer	206/506	5,647,649 A	7/1997	Kao
3,655,065 A	4/1972	Yellin		D387,559 S	12/1997	Williamson
D225,815 S	1/1973	Torrey		5,716,116 A	2/1998	Carlson et al.
3,722,971 A	3/1973	Zeischegg		D404,571 S	1/1999	Evans
D232,812 S	9/1974	Ogle et al.		5,921,646 A	7/1999	Hwang
3,853,367 A	12/1974	Jamison et al.		5,941,616 A	8/1999	Billingham
D238,051 S *	12/1975	Fler	D9/425	D421,678 S	3/2000	Levy
4,050,604 A	9/1977	Flanders		D427,769 S *	7/2000	Zimmerman
D246,872 S *	1/1978	White	D3/304	6,113,203 A	9/2000	Chen
D251,480 S *	4/1979	Cherry	D3/314	D431,907 S	10/2000	Andujar et al.
D256,196 S	8/1980	Kates		D437,706 S	2/2001	Alcala et al.
4,261,627 A	4/1981	Felsenthal		6,488,346 B2	12/2002	Chen
D268,622 S	4/1983	Wolters et al.		6,508,021 B2	1/2003	Ong
4,448,463 A	5/1984	Amos		6,557,955 B2	5/2003	Saravis
D278,663 S	5/1985	Zeischegg et al.		D495,248 S	8/2004	Krebs et al.
D279,945 S	8/1985	Zeischegg et al.		6,848,758 B1	2/2005	Yeh et al.
4,717,214 A	1/1988	Moore et al.		D540,039 S	4/2007	van Beuningen
D323,296 S	1/1992	Schoenthaler		2002/0185941 A1	12/2002	Ferraro et al.
D326,345 S *	5/1992	Mandell et al.	D3/312	2003/0222545 A1	12/2003	Stravitz
5,147,120 A	9/1992	Ray		2004/0164653 A1	8/2004	Winkless
D330,161 S	10/1992	Schuh		2004/0217677 A1	11/2004	Durand et al.
				2005/0077805 A1	4/2005	Dalebout et al.

* cited by examiner

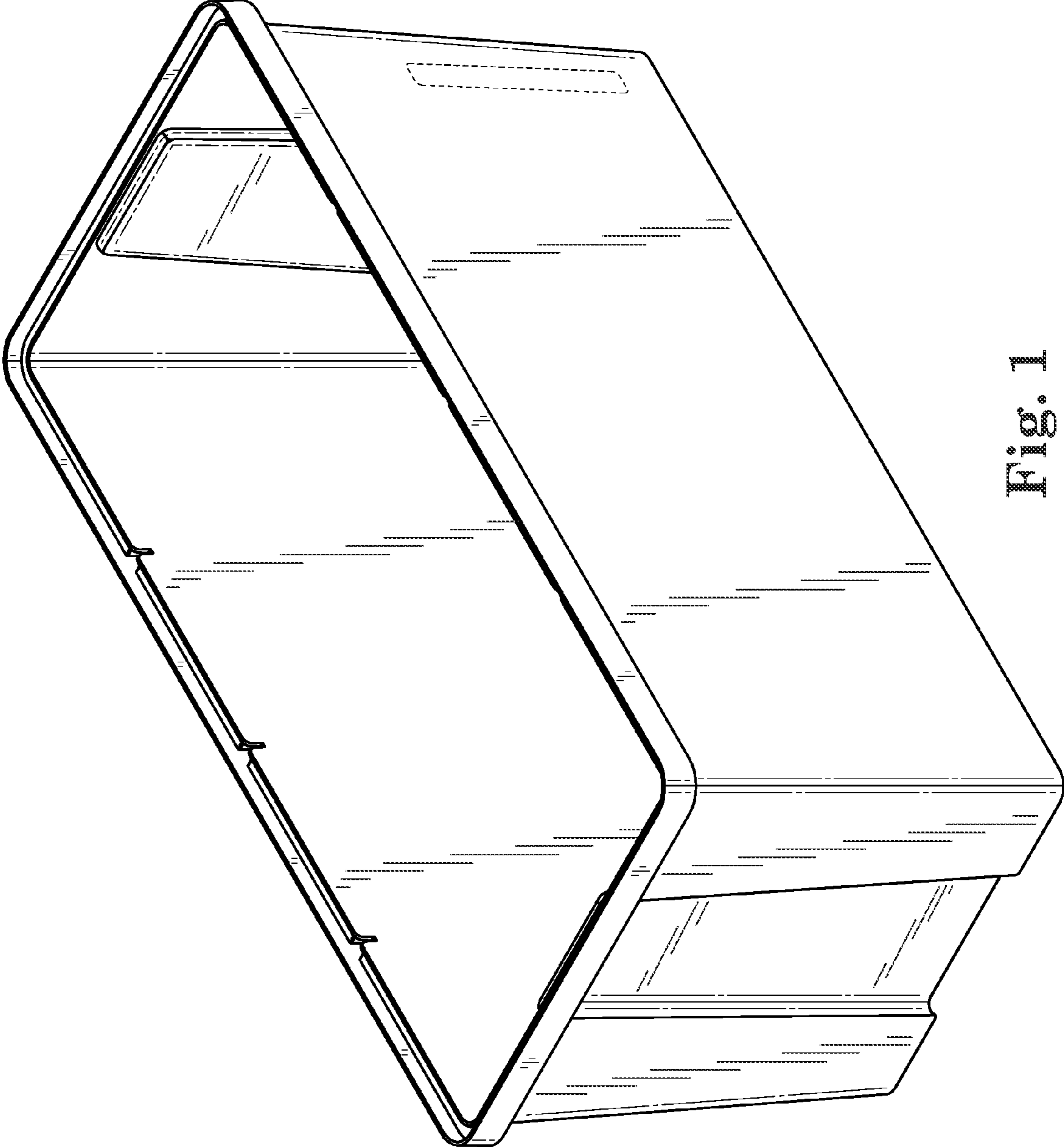


Fig. 1

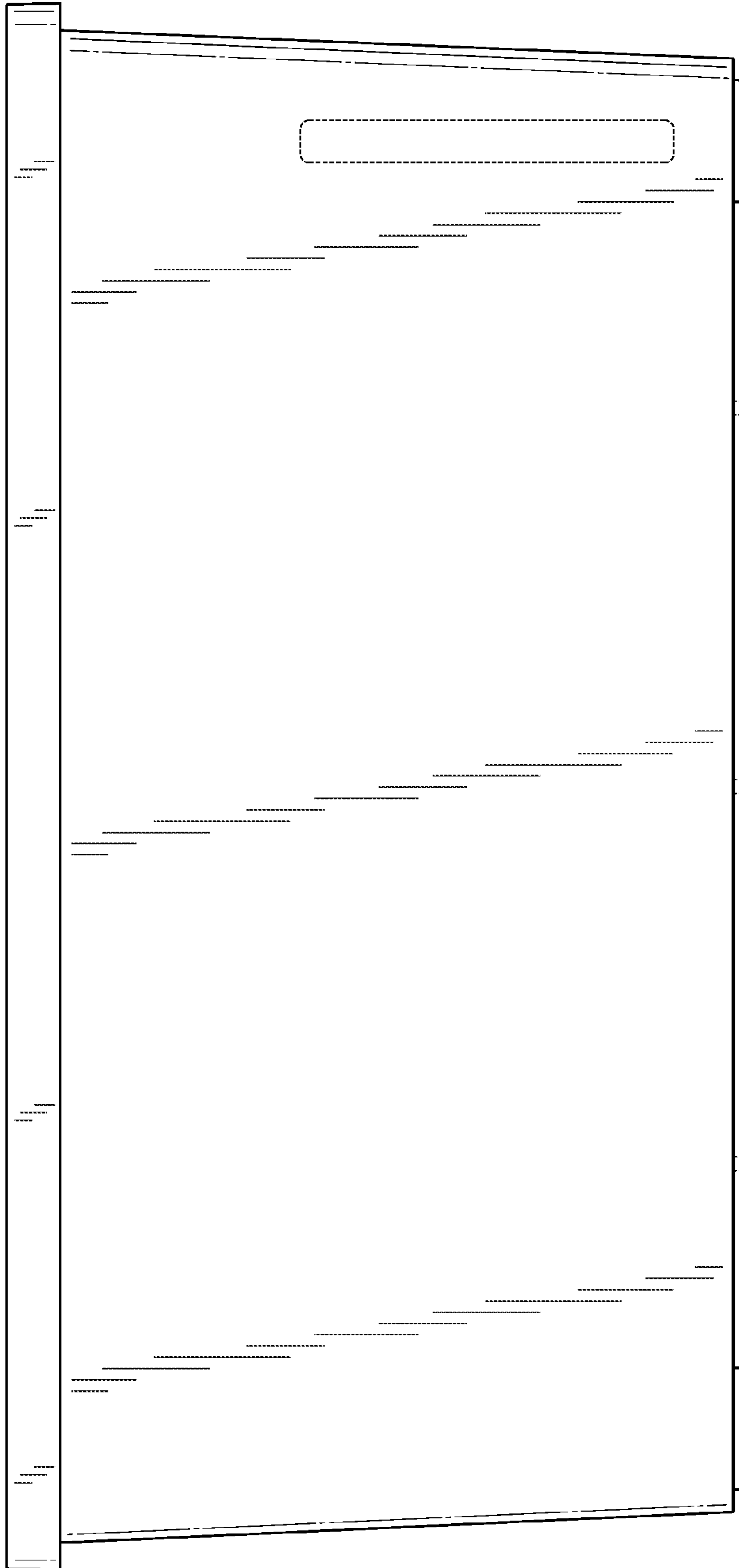


Fig. 2

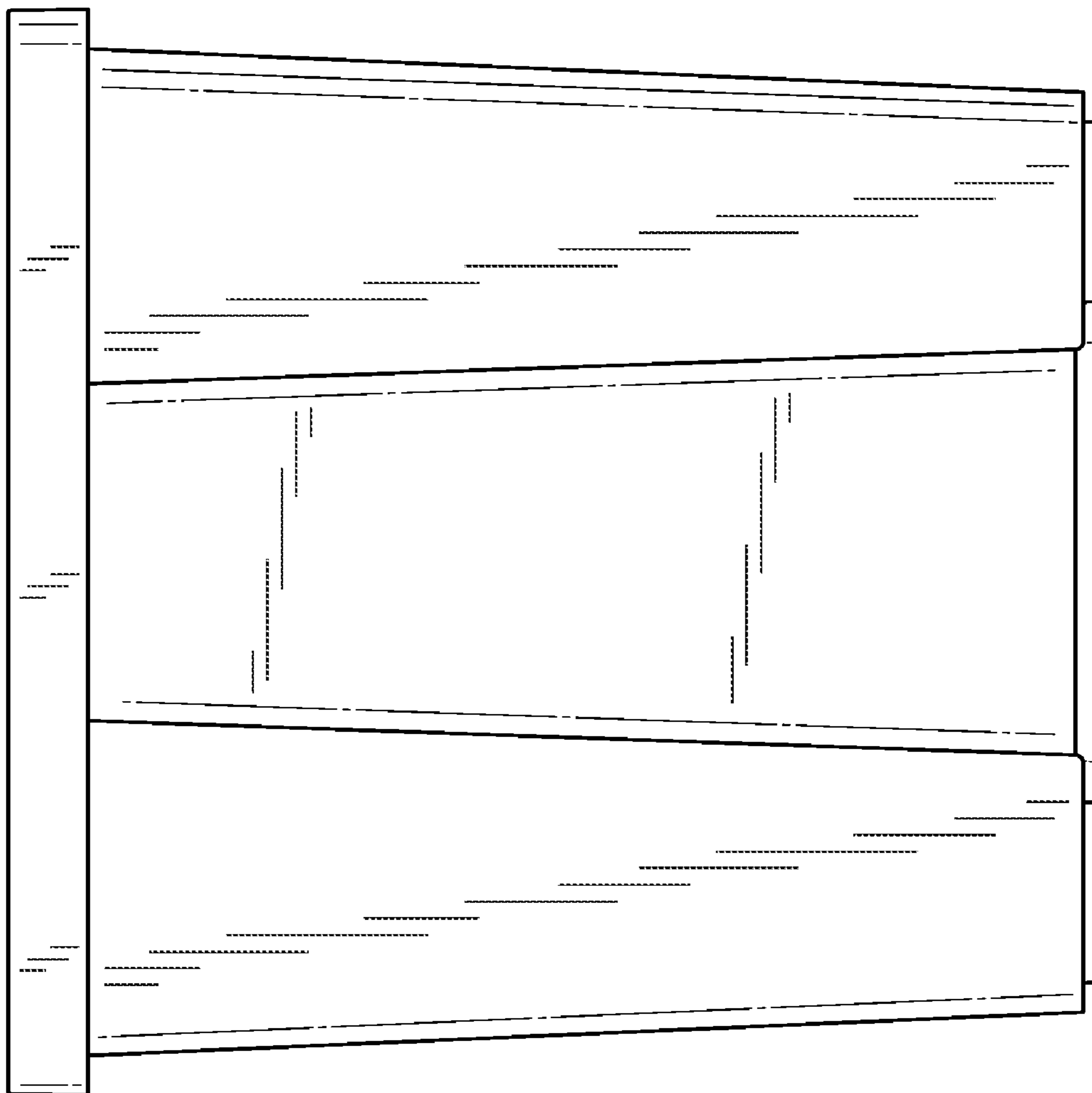


Fig. 3

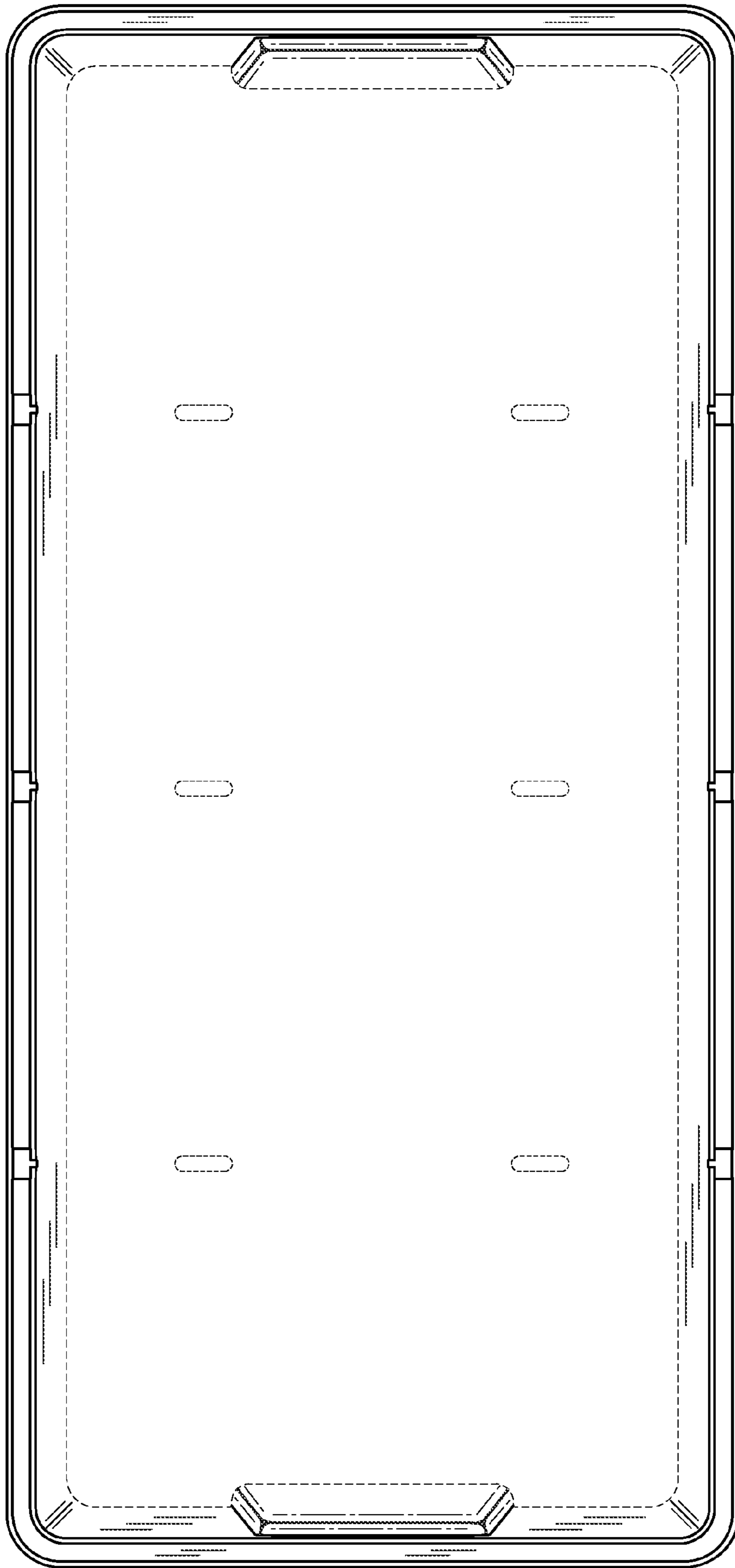


Fig. 4

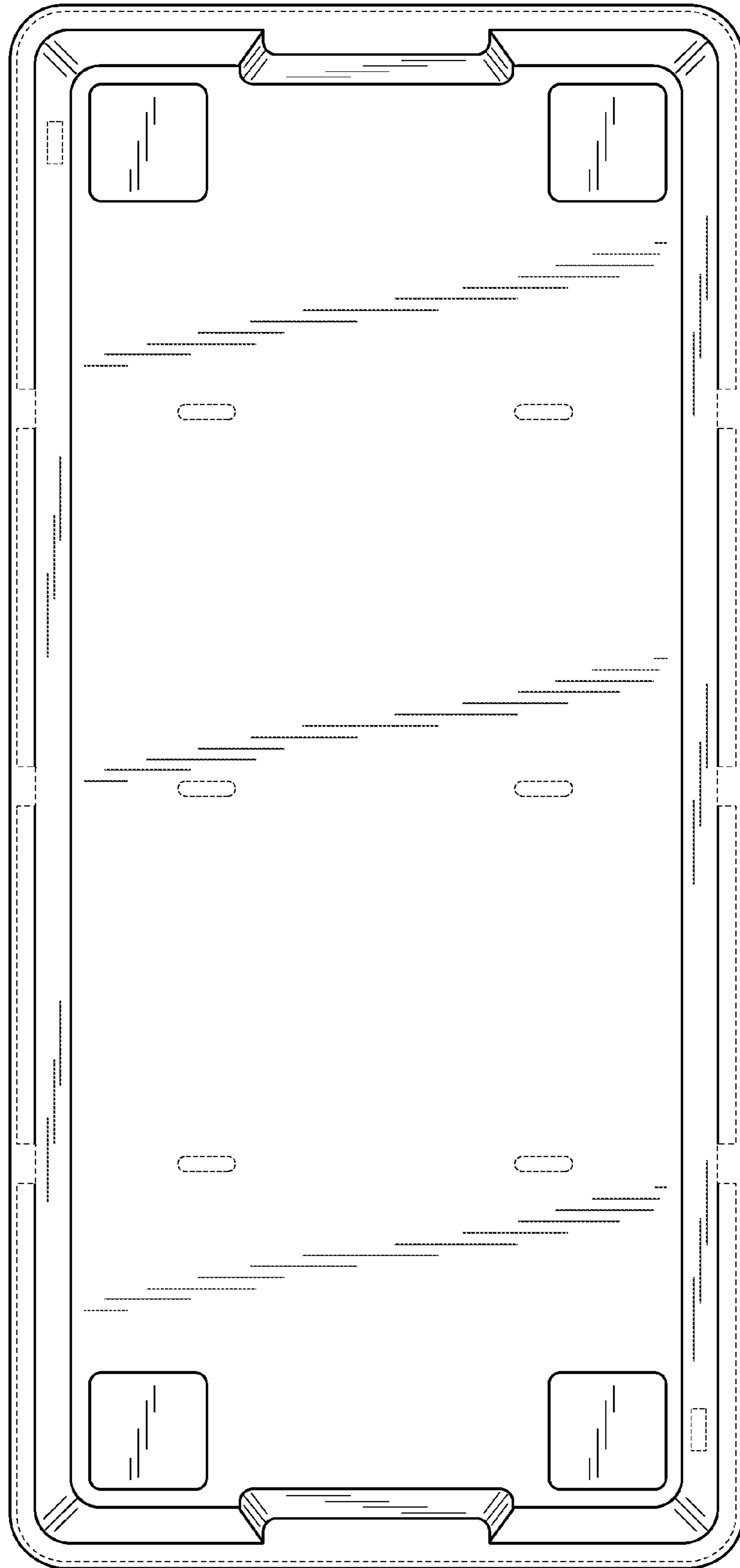


Fig. 5

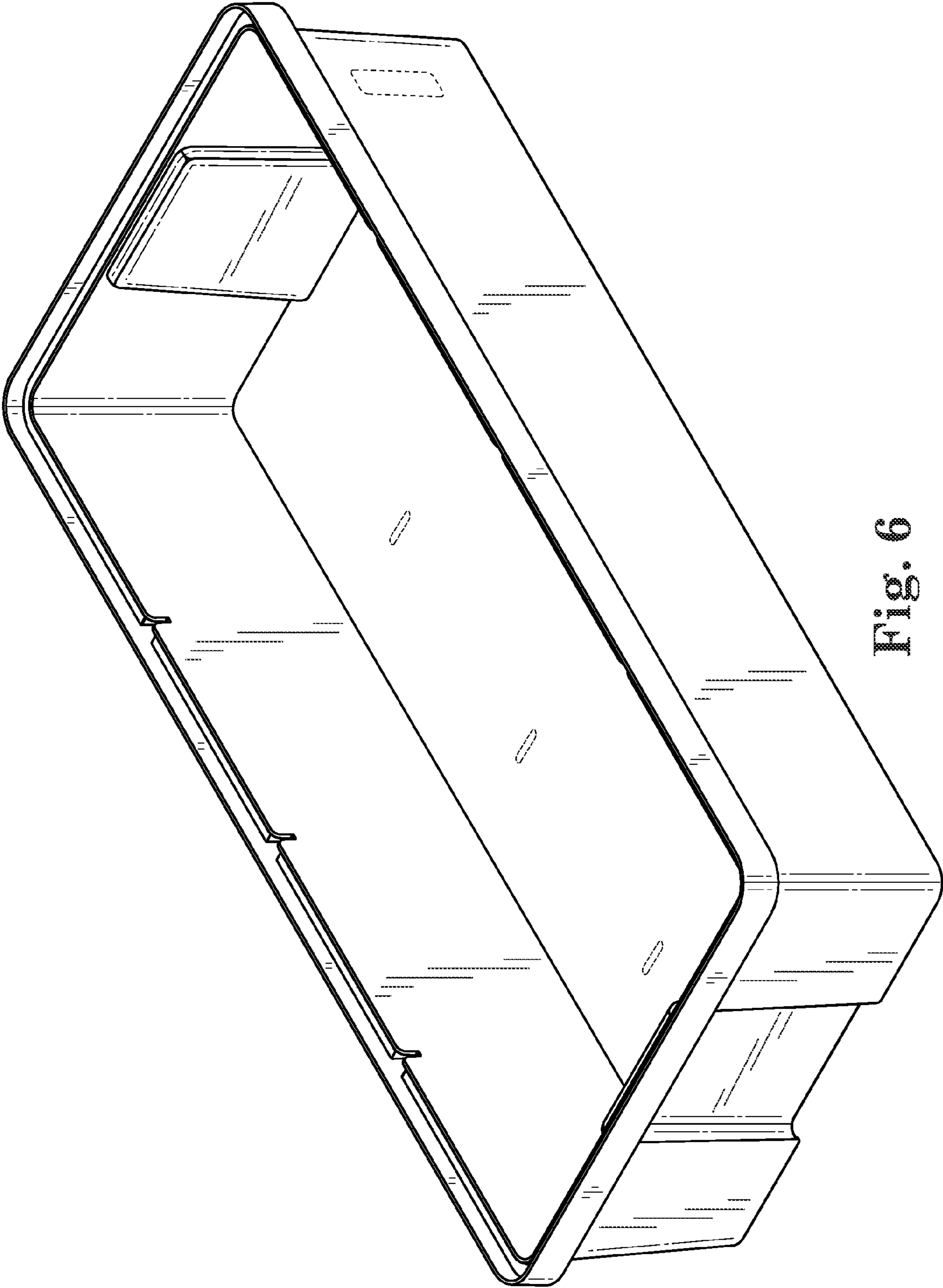


Fig. 6




Fig. 7

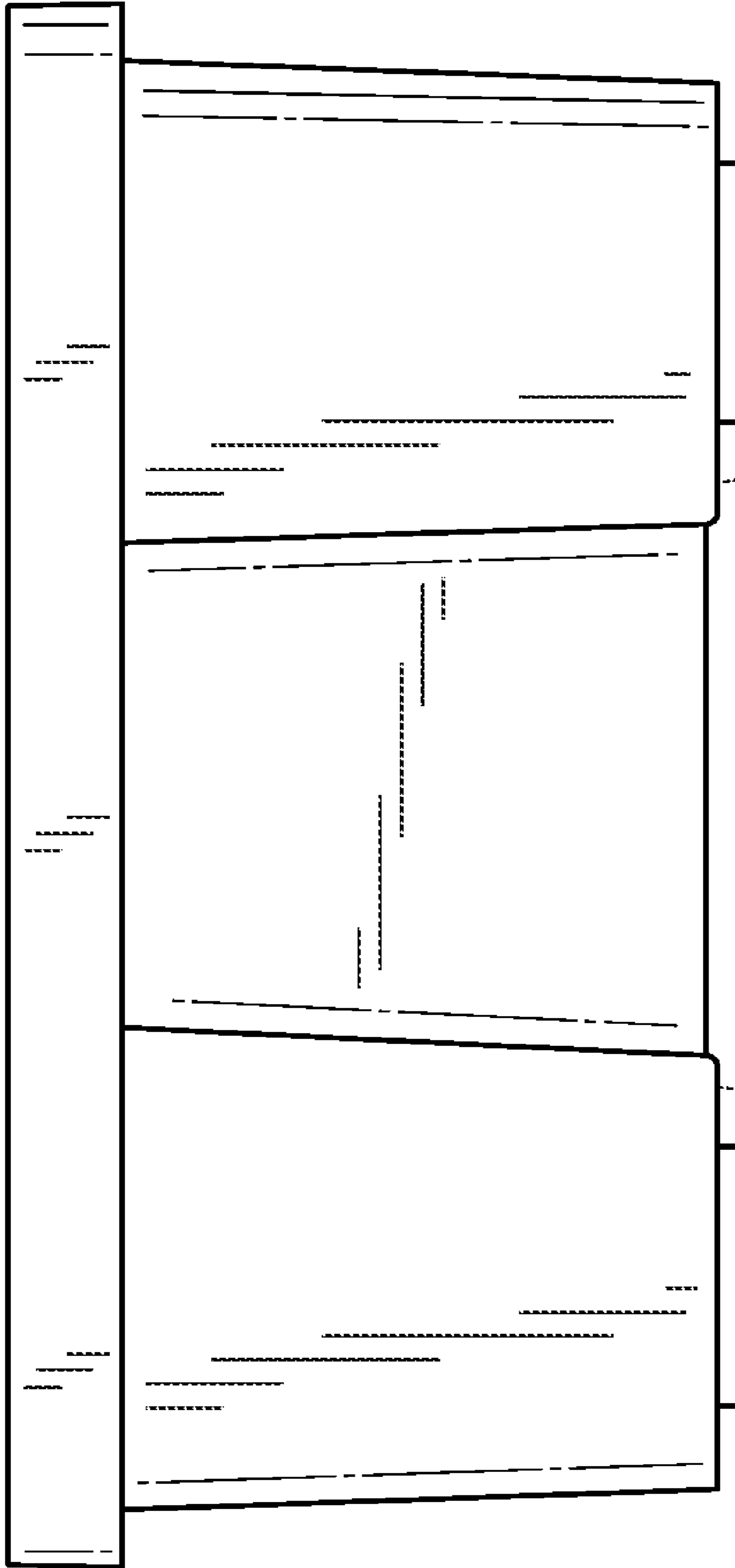


Fig. 8

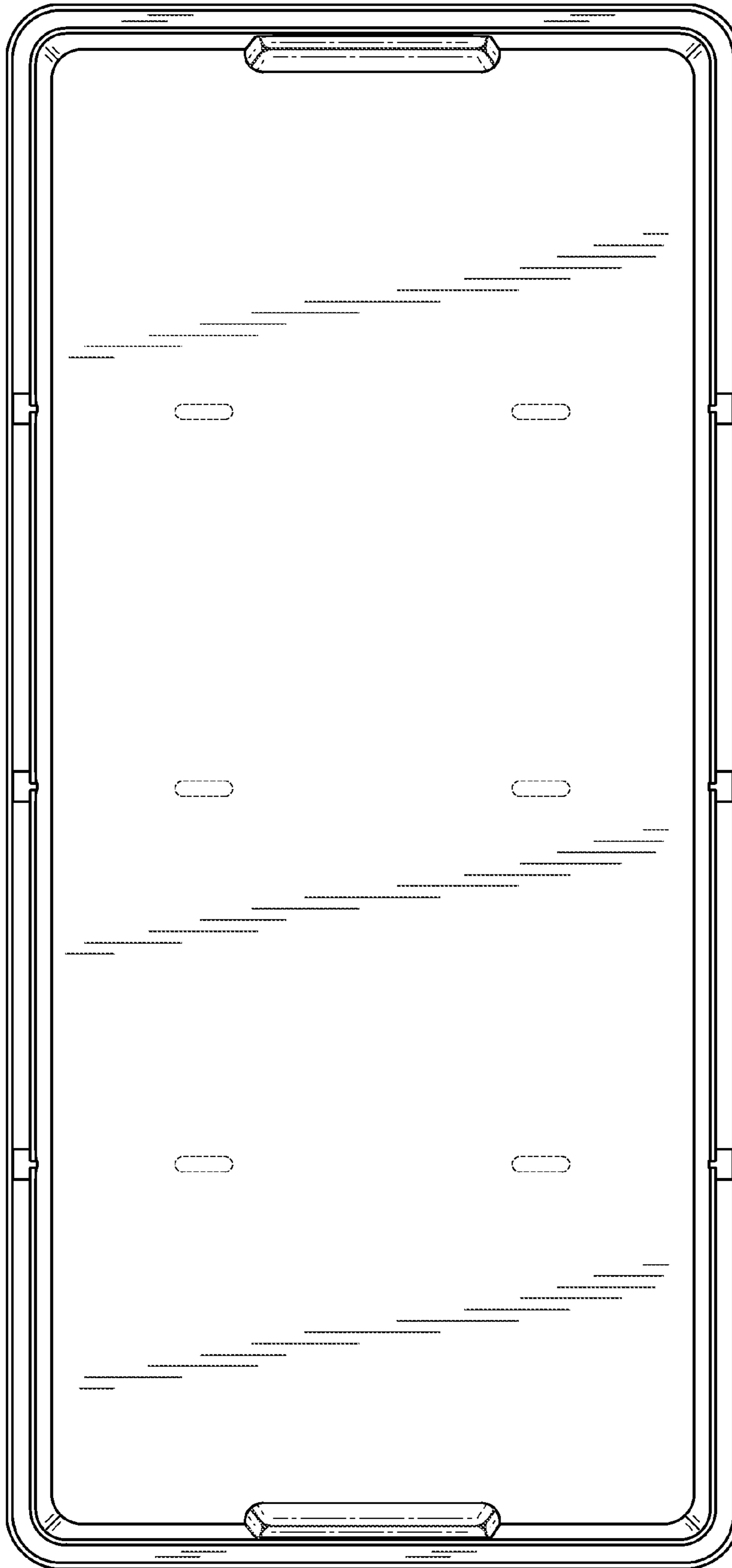


Fig. 9

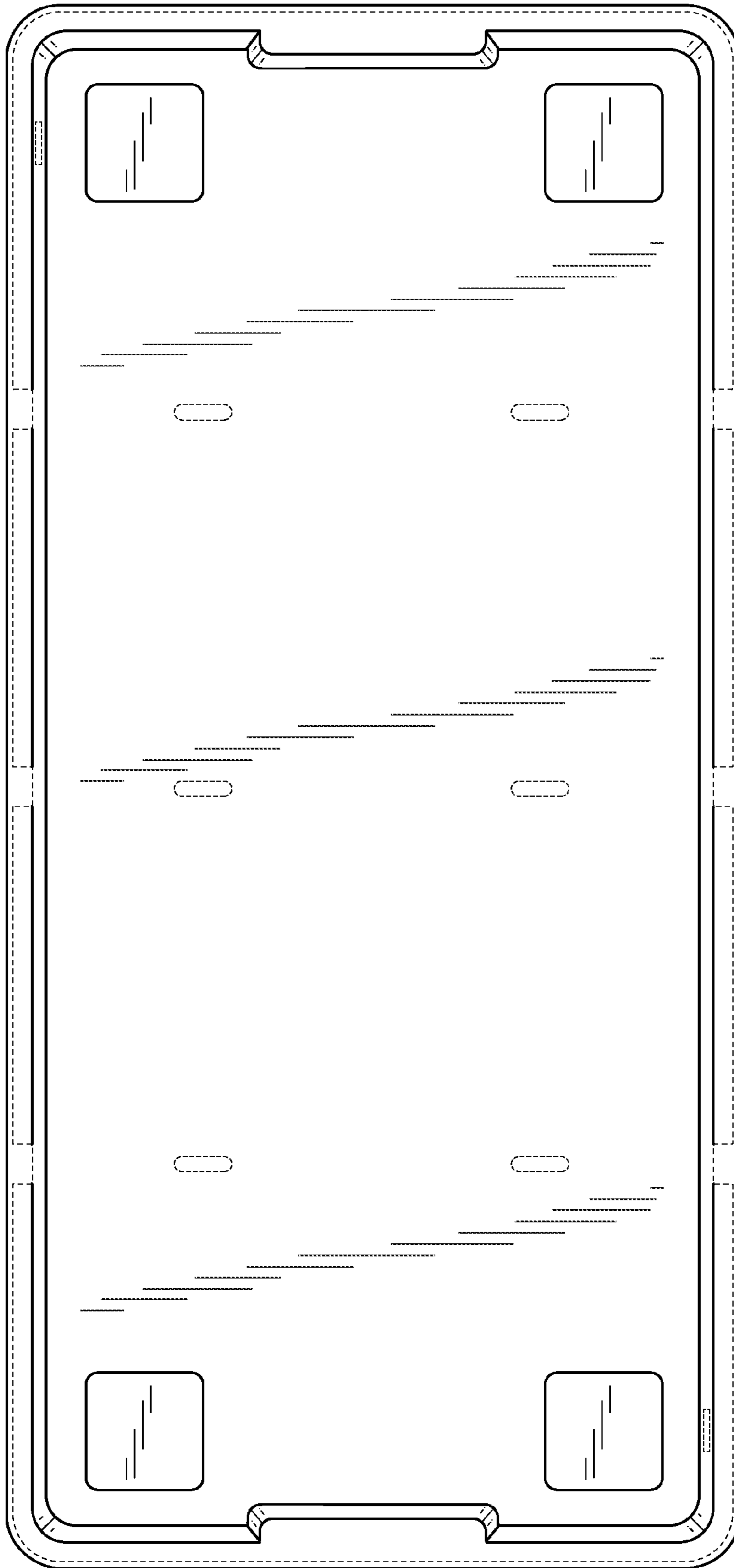


Fig. 10