

US00D596856S

(12) **United States Design Patent**
Udwin

(10) **Patent No.:** **US D596,856 S**
(45) **Date of Patent:** **** Jul. 28, 2009**

(54) **DISPLAY AND STORAGE BAG**

(75) Inventor: **Steven Udwin**, Tenafly, NJ (US)

(73) Assignee: **Enor Corporation**, Northvale, NJ (US)

(**) Term: **14 Years**

(21) Appl. No.: **29/321,483**

(22) Filed: **Jul. 17, 2008**

(51) **LOC (9) Cl.** **03-01**

(52) **U.S. Cl.** **D3/289**

(58) **Field of Classification Search** D3/242,
D3/254, 273, 276, 289, 301; D7/607; D32/36,
D32/37; 206/223; 383/6, 8, 12, 17, 97; D9/418
See application file for complete search history.

(56) **References Cited**

U.S. PATENT DOCUMENTS

2,584,722	A *	2/1952	London	206/287
D244,723	S *	6/1977	Rabinowitz	D3/289
4,126,213	A *	11/1978	McDonald	190/18 A
D286,704	S *	11/1986	Katz et al.	D3/287
D300,986	S *	5/1989	Peregrine et al.	D3/289
5,007,250	A *	4/1991	Musielak	62/372
D349,191	S *	8/1994	Mason	D3/289
D349,248	S *	8/1994	Yamamoto	D7/607
D404,912	S *	2/1999	Addi	D3/238
D411,918	S *	7/1999	Neuman	D3/289
D428,697	S *	8/2000	Nally	D3/254
6,161,959	A *	12/2000	Abraham	383/97
D437,483	S *	2/2001	Bisbal et al.	D3/276
6,328,158	B1 *	12/2001	Bisbal et al.	206/223

D471,013	S *	3/2003	Peterson	D3/301
D476,481	S *	7/2003	Gilbert	D3/276
D478,782	S *	8/2003	Li	D7/607
D479,898	S *	9/2003	Scola	D32/36
D481,887	S *	11/2003	Ellwanger	D6/448
6,773,062	B2 *	8/2004	Illulian	297/228
6,896,131	B2 *	5/2005	Bisbal et al.	206/223
2008/0302680	A1 *	12/2008	Lord	206/232

* cited by examiner

Primary Examiner—Philip S Hyder

Assistant Examiner—Roselynn Cody

(74) *Attorney, Agent, or Firm*—Ladas & Parry LLP

(57) **CLAIM**

The ornamental design for a display and storage bag, as shown and described.

DESCRIPTION

FIG. 1 is a front, top and right side perspective view of a display and storage bag having my new design;

FIG. 2 is a front elevation view thereof;

FIG. 3 is a left side elevation view thereof;

FIG. 4 is a rear elevation view thereof.

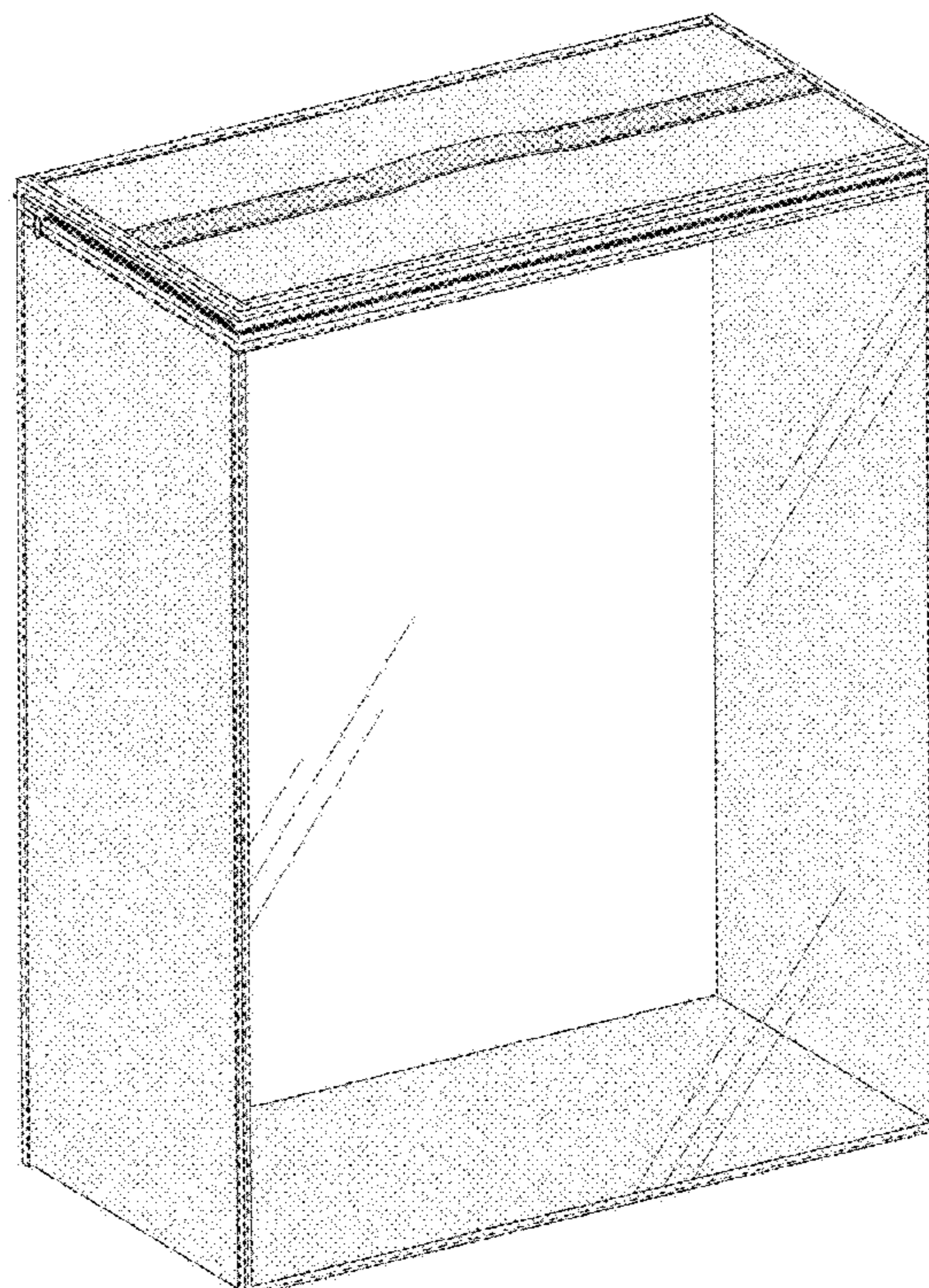
FIG. 5 is a right side elevation view thereof;

FIG. 6 is a top plan view thereof; and,

FIG. 7 is a bottom plan view thereof.

The broken lines in the figures indicate stitching and form part of the claimed design.

1 Claim, 5 Drawing Sheets



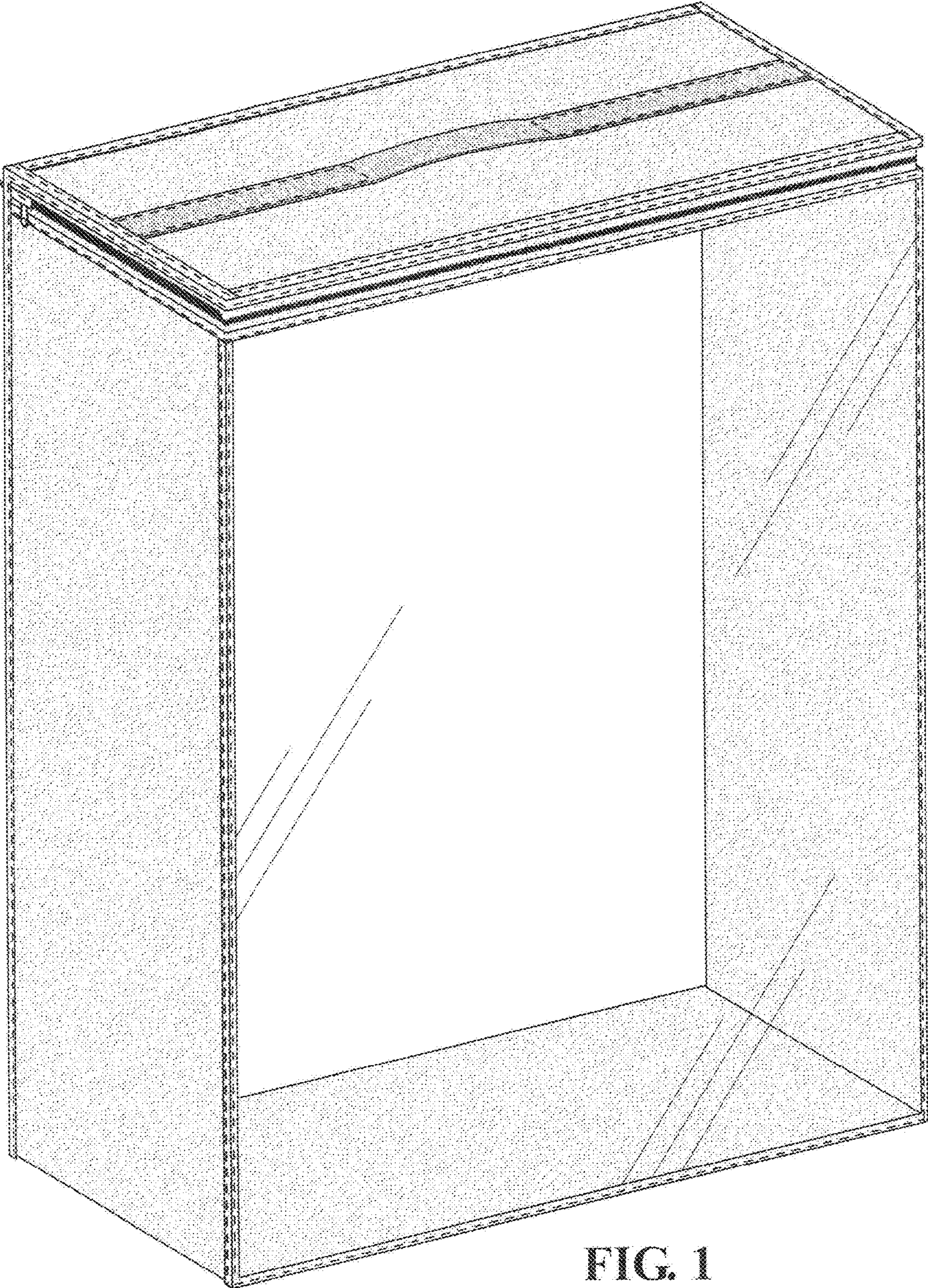


FIG. 1




FIG. 2




FIG. 3




FIG. 5




FIG. 4




FIG. 6




FIG. 7