

US00D596851S

(12) **United States Design Patent**
Nelson

(10) **Patent No.:** **US D596,851 S**

(45) **Date of Patent:** **** Jul. 28, 2009**

(54) **HANDBAG**

D507,107 S * 7/2005 Goldberg D3/246
D577,909 S * 10/2008 Kamiya D3/233

(76) Inventor: **Judith A. Nelson**, 5004 Maxwell Cir.,
#201, Naples, FL (US) 34105

OTHER PUBLICATIONS

AU 311898S (Spencer & Rutherford Pty Ltd) Aug. 14, 2006 [online]
[retrieved on Apr. 7, 2009]. Retrieved from Australian patent data-
base.*

(**) Term: **14 Years**

* cited by examiner

(21) Appl. No.: **29/306,002**

(22) Filed: **Mar. 31, 2008**

Primary Examiner—Holly H Baynham
(74) *Attorney, Agent, or Firm*—Michael P. Eddy

(51) **LOC (9) Cl.** **03-01**

(52) **U.S. Cl.** **D3/245**

(58) **Field of Classification Search** D3/232,
D3/233, 240, 247, 318, 324; 150/100, 103-110,
150/118-119

(57) **CLAIM**

See application file for complete search history.

I claim the ornamental design for a handbag, as shown and
described.

DESCRIPTION

(56) **References Cited**

FIG. 1 is a front elevational view of the handbag, showing my
new design;

U.S. PATENT DOCUMENTS

FIG. 2 is a rear view thereof

D44,697	S	*	9/1913	Wallenstein	D3/240
1,513,463	A	*	10/1924	Kidder	383/71
2,284,212	A	*	5/1942	Kanzow	383/26
D144,451	S	*	4/1946	Deutz	D3/241
D162,490	S	*	3/1951	Sundberg et al.	D3/242
4,989,656	A	*	2/1991	Derfler	150/108
D386,901	S	*	12/1997	Goldban	D3/246
D418,976	S	*	1/2000	du Sartel	D3/243
D488,925	S	*	4/2004	McMahan et al.	D3/232

FIG. 3 is a side view thereof;


FIG. 4 is another side elevational view thereof;

FIG. 5 is a top view thereof;

FIG. 6 is a perspective view thereof; and,

FIG. 7 is bottom view thereof.

1 Claim, 7 Drawing Sheets






FIG. 1



FIG. 2



FIG. 3



FIG. 4

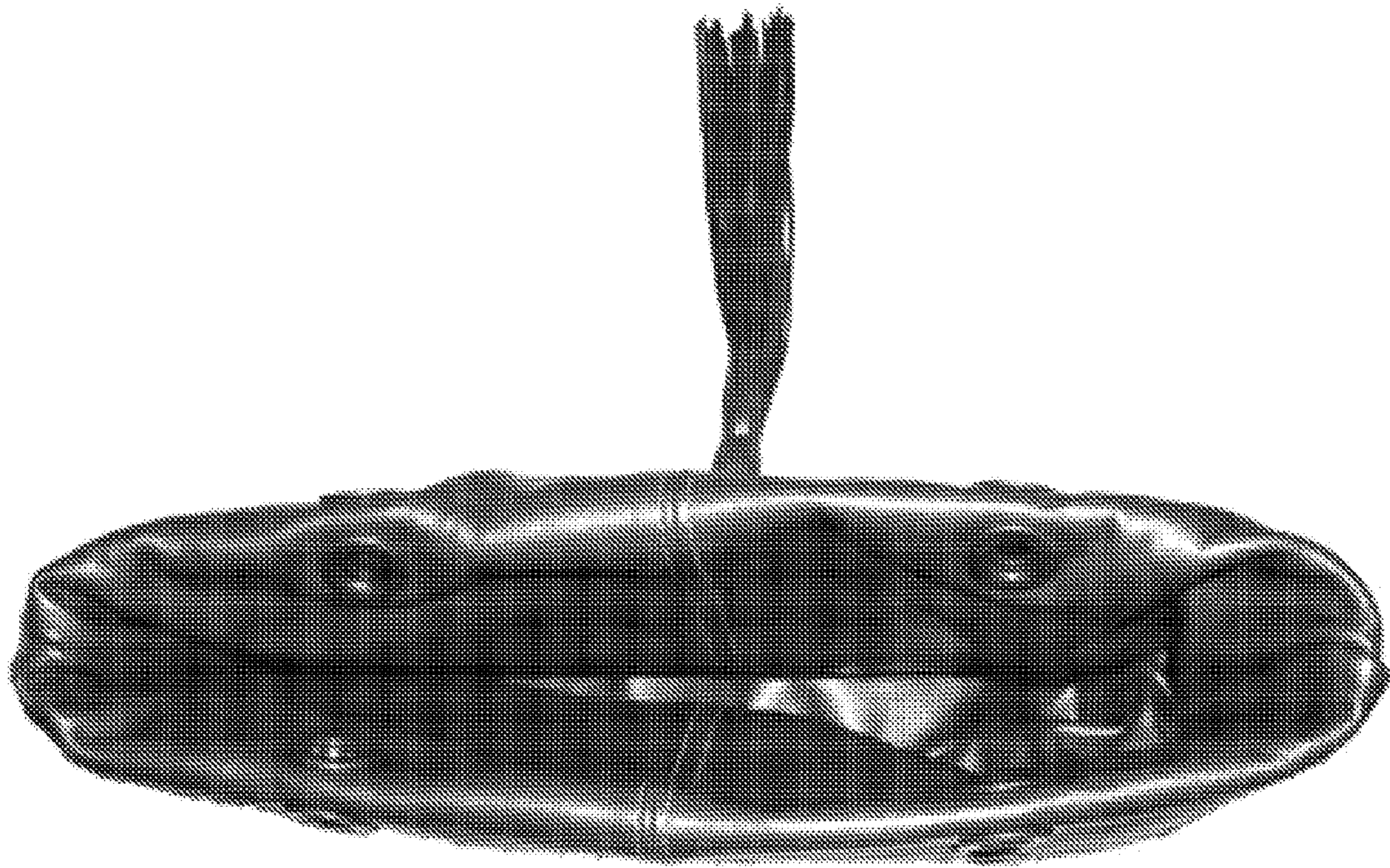


FIG. 5



FIG. 6



FIG. 7