



US00D596841S

(12) **United States Design Patent**  
**Rein et al.**

(10) **Patent No.:** **US D596,841 S**  
(45) **Date of Patent:** **\*\* Jul. 28, 2009**

(54) **ACCESSORY POUCH**

(76) Inventors: **Christina L. Rein**, 3102 Clear Lake La.,  
Highland Village, TX (US) 75077;  
**Marcus Rein**, 3102 Clear Lake La.,  
Highland Village, TX (US) 75077

(\*\*) Term: **14 Years**

(21) Appl. No.: **29/310,631**

(22) Filed: **Aug. 29, 2008**

(51) **LOC (9) Cl.** ..... **03-01**

(52) **U.S. Cl.** ..... **D3/203.5**; D3/299

(58) **Field of Classification Search** ..... D3/201,  
D3/203.5, 203.6, 205–206, 215, 218, 299,  
D3/303; 206/320, 576, 6.1, 216, 223, 570–571,  
206/581, 823

See application file for complete search history.

(56) **References Cited**

**U.S. PATENT DOCUMENTS**

D109,480 S *	5/1938	Harlem	.....	D3/205
D147,254 S *	8/1947	Streng	.....	D3/205
D241,189 S *	8/1976	Clark	.....	D3/227
4,286,639 A	9/1981	Murphy	.....	150/7
D262,753 S *	1/1982	Salata	.....	D3/319
D265,020 S *	6/1982	Silton	.....	D3/226
D286,315 S	10/1986	Gregory	.....	D3/104
D308,598 S *	6/1990	Burchett	.....	D3/265
D339,604 S *	9/1993	Gerber-Phinny	.....	D19/3
D344,630 S	3/1994	Doerksen	.....	D3/230
D347,789 S *	6/1994	Kaplan	.....	D9/705
D360,751 S	8/1995	Nash	.....	D3/233
D364,038 S	11/1995	Stanchin	.....	D3/230
D368,581 S	4/1996	Clincotta	.....	D3/218
D381,501 S *	7/1997	Leininger	.....	D3/226
5,730,294 A	3/1998	Blosser et al.	.....	206/581
D396,554 S	8/1998	Roeder	.....	D3/243
D408,128 S *	4/1999	Sheiner	.....	D3/203.2
D410,773 S	6/1999	Case	.....	D3/228

D413,644 S	9/1999	Carver	.....	D3/108
D416,676 S *	11/1999	Fitzgerald	.....	D3/226
D423,211 S	4/2000	Giliberti	.....	D3/226
D425,303 S	5/2000	Klonowski	.....	D3/303
D426,950 S	6/2000	Conway	.....	D3/203
D430,393 S	9/2000	Conway	.....	D3/203
D436,434 S	1/2001	Conway	.....	D3/203
D438,008 S *	2/2001	Snider	.....	D3/299
D442,781 S *	5/2001	Snider	.....	D3/299
D453,264 S	2/2002	Acevedo, Jr.	.....	D3/203
D465,323 S *	11/2002	Dancyger	.....	D3/226
D484,681 S	1/2004	Eldon, III et al.	.....	D3/203
D494,359 S	8/2004	Eldon, III et al.	.....	D3/203
D496,792 S *	10/2004	Crites	.....	D3/299
D513,868 S	1/2006	Warberg	.....	D3/243
D525,024 S *	7/2006	Fridie et al.	.....	D3/201
D543,696 S	6/2007	Dodier	.....	D3/226

\* cited by examiner

*Primary Examiner*—Philip S Hyder

*Assistant Examiner*—Roselynn Cody

(74) *Attorney, Agent, or Firm*—Philip G. Meyers

(57) **CLAIM**

The ornamental design for an accessory pouch, as shown and described.

**DESCRIPTION**

FIG. 1 is a side view of an accessory pouch according to our invention;

FIG. 2 is a front view of the pouch of FIG. 1;

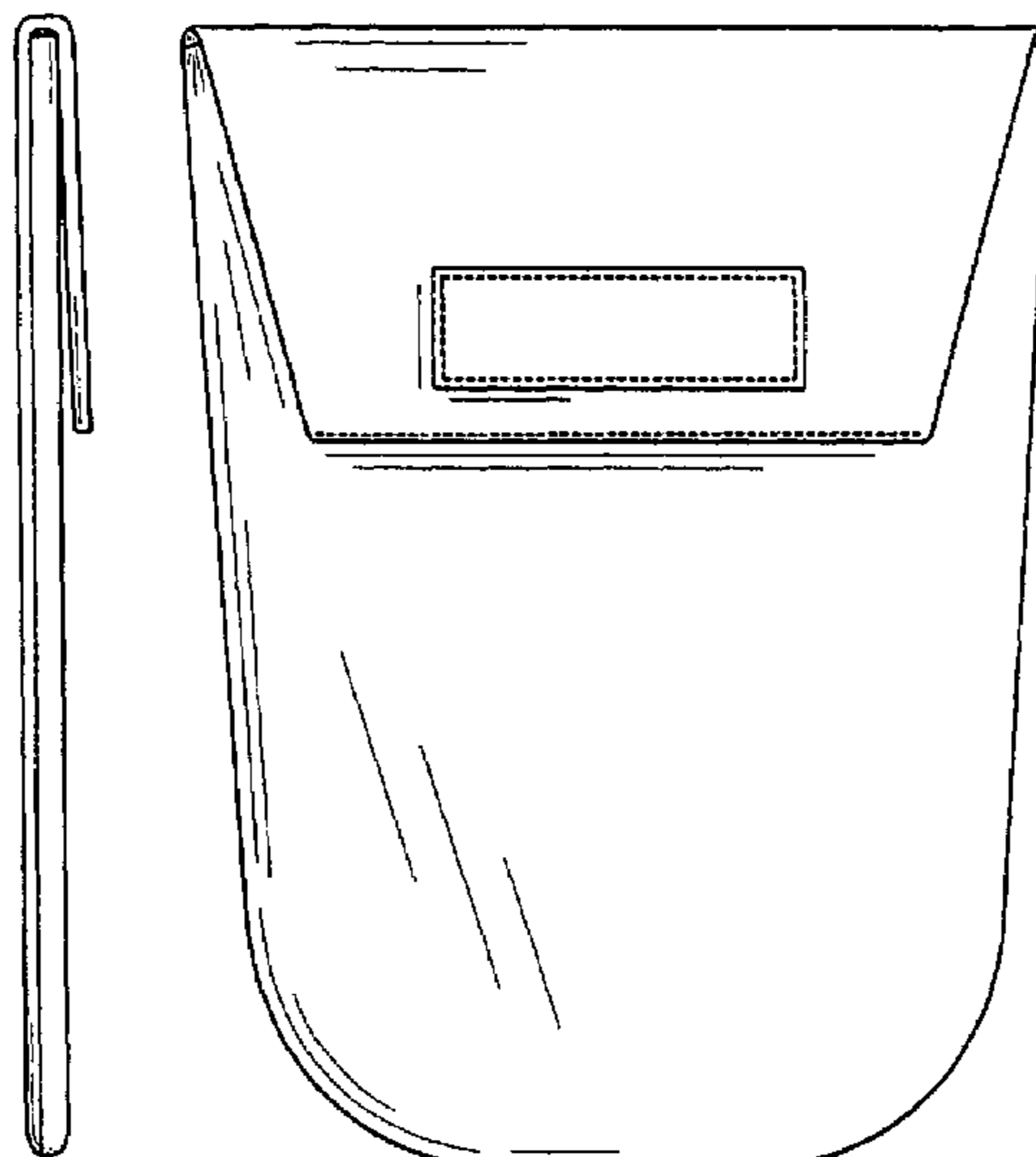
FIG. 3 is a rear view of the pouch of FIG. 1;

FIG. 4 is a front view of the pouch of FIG. 1 with its top flap in an open position; and,

FIG. 5 is a rear view of the pouch of FIG. 1 with its top flap in an open position.

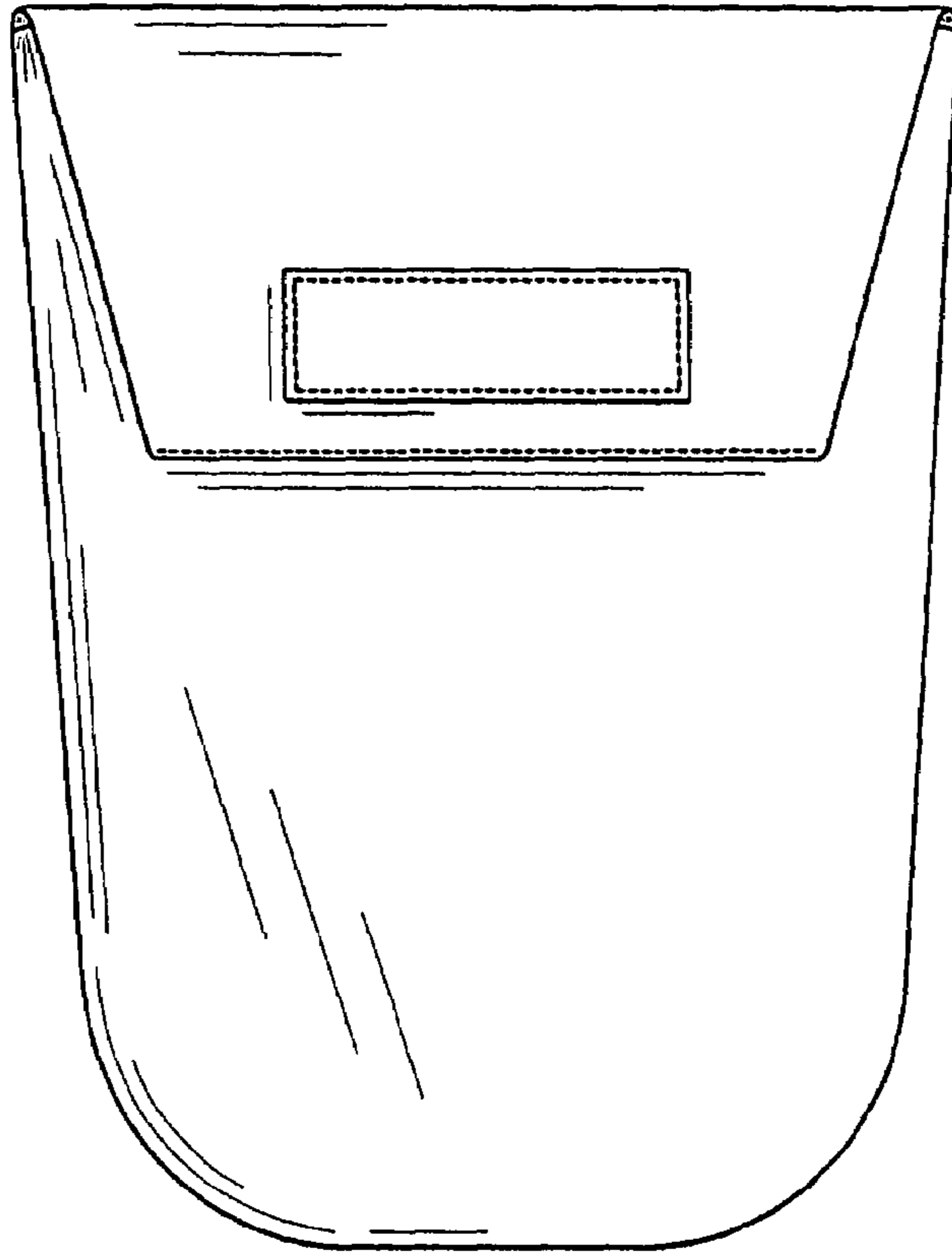
The broken lines in the drawings, indicating stitching, form part of the claimed design.

**1 Claim, 2 Drawing Sheets**

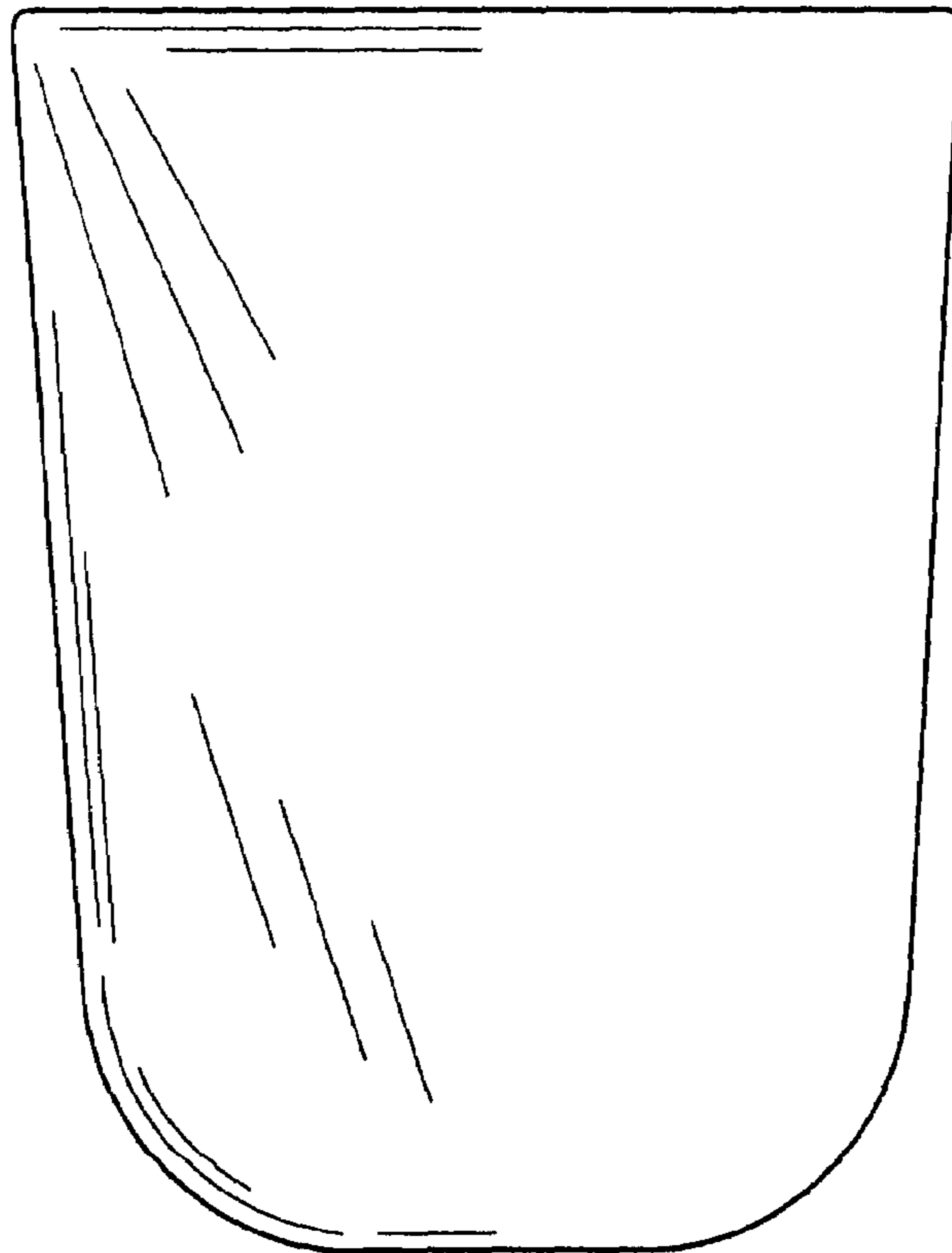




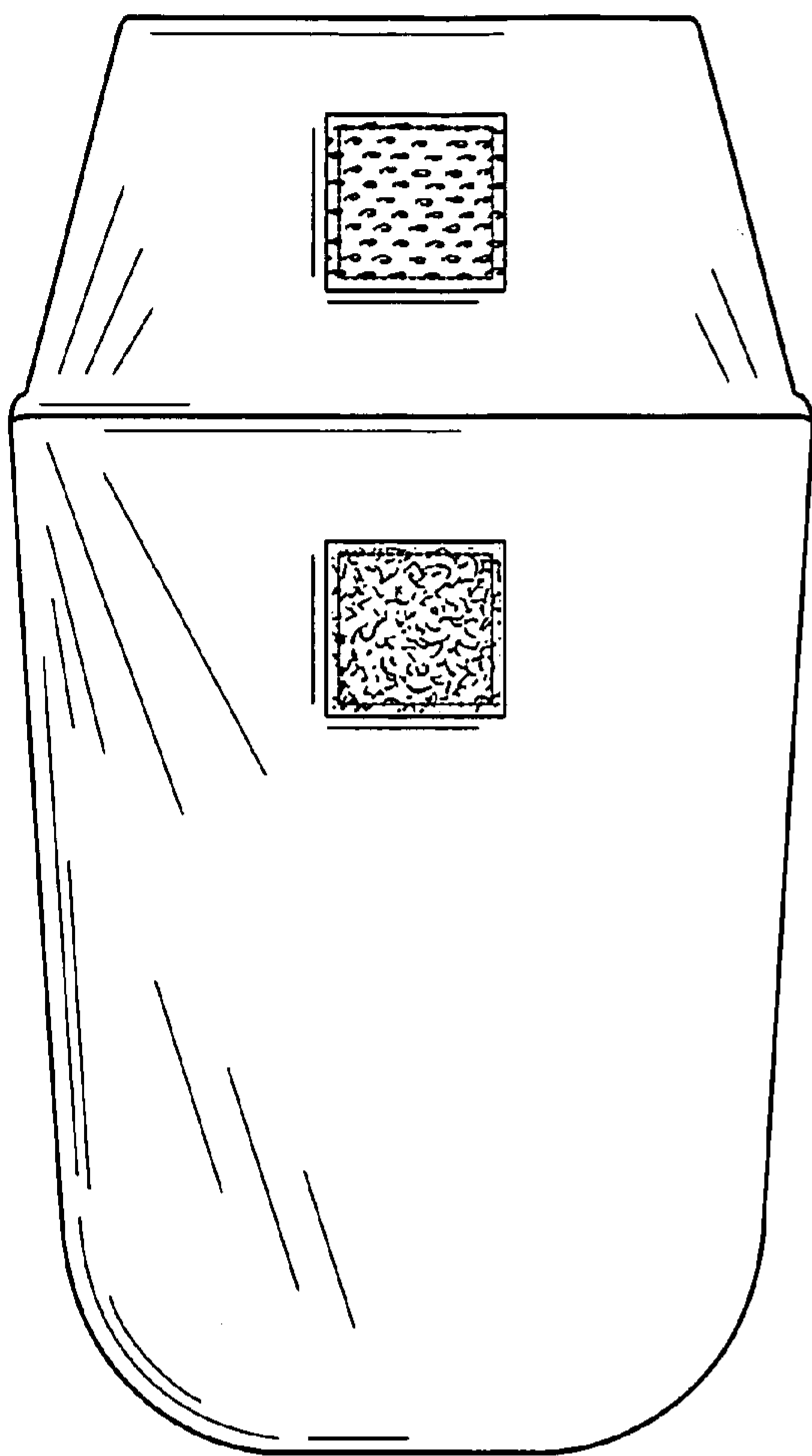
*Fig. 1*




*Fig. 2*



*Fig. 3*



*Fig. 4*



*Fig. 5*