



US00D596832S

(12) **United States Design Patent**
Kelley

(10) **Patent No.:** **US D596,832 S**
(45) **Date of Patent:** **** Jul. 28, 2009**

(54) **HAT CLIP**

(76) **Inventor:** **Teresa Kelley**, 1521 Davis Mill Rd.,
Slocomb, AL (US) 38375

(**) **Term:** **14 Years**

(21) **Appl. No.:** **29/309,239**

(22) **Filed:** **Jul. 11, 2008**

(51) **LOC (9) Cl.** **02-03**

(52) **U.S. Cl.** **D2/895**

(58) **Field of Classification Search** D2/865,
D2/866, 872, 873, 876, 879, 886, 887, 888,
D2/891, 893, 895; D3/211; D8/38, 395;
D11/1, 40, 78.1, 200, 204, 207, 210, 211,
D11/215, 219, 224, 238; D19/65, 80, 94;
D20/24, 23, 27; D28/39, 42; 2/10, 171,
2/209.11, 209.12, 209.13, 195.1; 24/3.12;
40/302, 329, 636, 658, 661.4, 661.8; 248/300,
248/305, 316.1

See application file for complete search history.

(56) **References Cited**

U.S. PATENT DOCUMENTS

D9,844 S * 3/1877 Fogelstrand D19/80
D39,433 S * 7/1908 Fox D11/100
1,081,630 A * 12/1913 Shive 40/329
D55,898 S * 7/1920 Thomas D19/80
D84,972 S * 9/1931 Bloom D11/100
D159,706 S * 8/1950 Wilcox D11/78.1
D176,013 S * 11/1955 Hamel D22/147
D295,501 S * 5/1988 Brayford D10/31
D305,132 S * 12/1989 Ruimi D19/65

4,971,865 A * 11/1990 Nowlan 428/542.4
5,499,402 A * 3/1996 Rose 2/209.13
D369,640 S * 5/1996 Woody, II D22/125
D382,592 S * 8/1997 Maruchi D19/32
D390,493 S * 2/1998 Fletcher D11/178.1
D435,327 S * 12/2000 Schallip D1/110
6,694,526 B1 * 2/2004 Tate 2/209.12
6,889,444 B2 * 5/2005 Trout et al. 33/773
D516,886 S * 3/2006 Kelleghan D8/38
2006/0010661 A1 * 1/2006 Murphy 24/545
2006/0026856 A1 * 2/2006 Scott 33/759

* cited by examiner

Primary Examiner—Elizabeth A Albert
Assistant Examiner—Karen E Eldridge Powers
(74) *Attorney, Agent, or Firm*—Clark & Brody

(57) **CLAIM**

I claim the ornamental design for a hat clip, as shown and described.

DESCRIPTION

FIG. 1 is a front perspective view of a hat clip, showing my new design;

FIG. 2 is front view thereof;

FIG. 3 is a back view thereof;

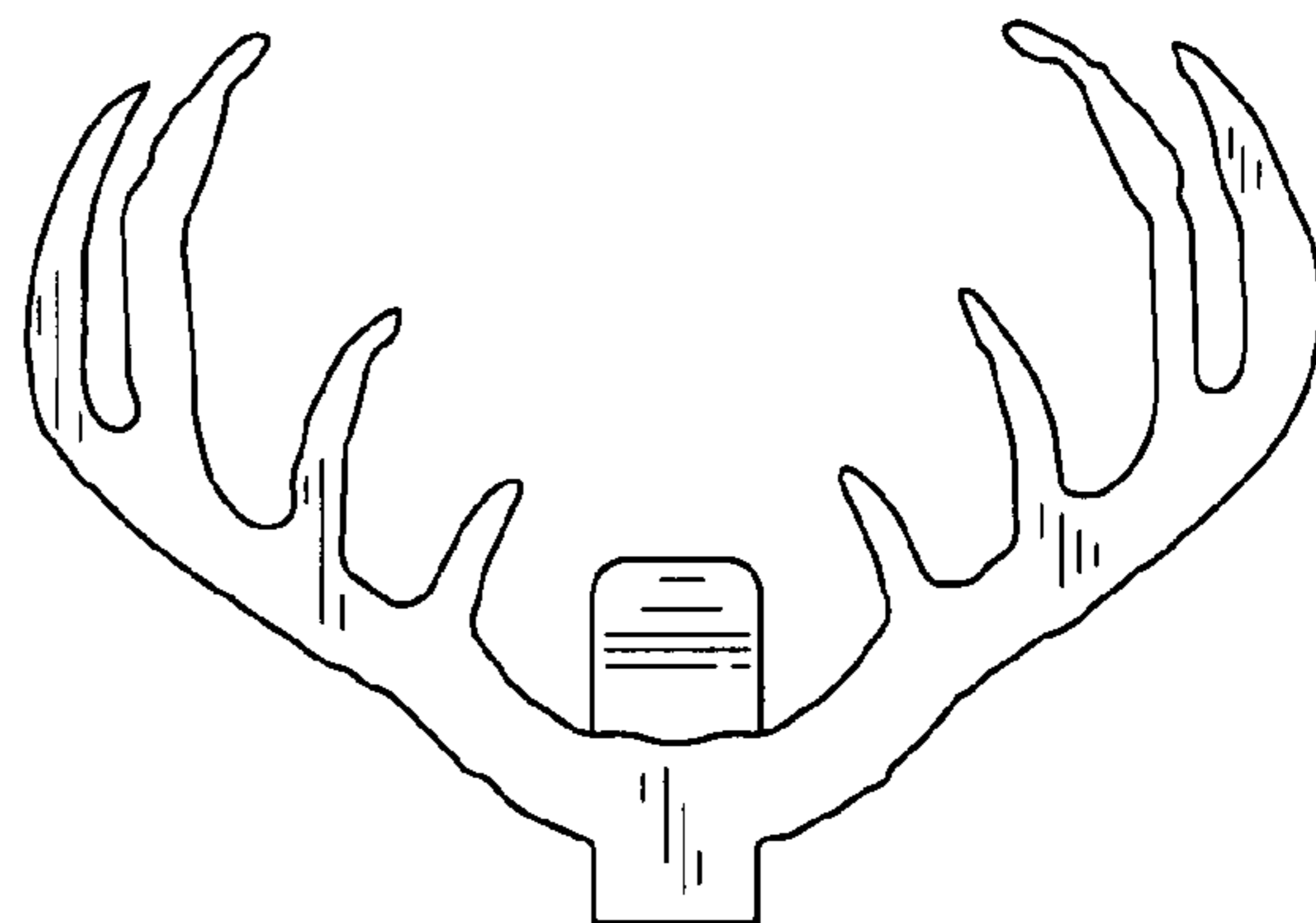
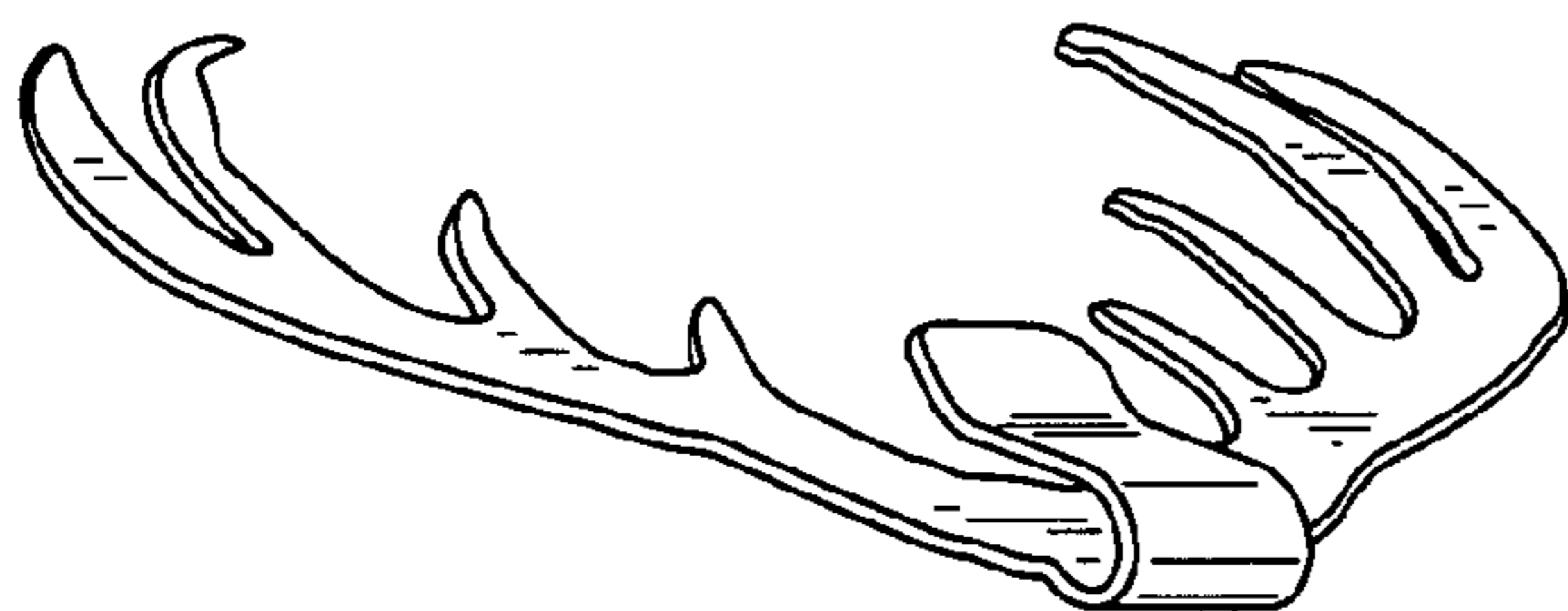
FIG. 4 is a top view thereof;

FIG. 5 is a bottom view thereof;

FIG. 6 is a left side view thereof; and,

FIG. 7 is a right side view thereof.

1 Claim, 2 Drawing Sheets



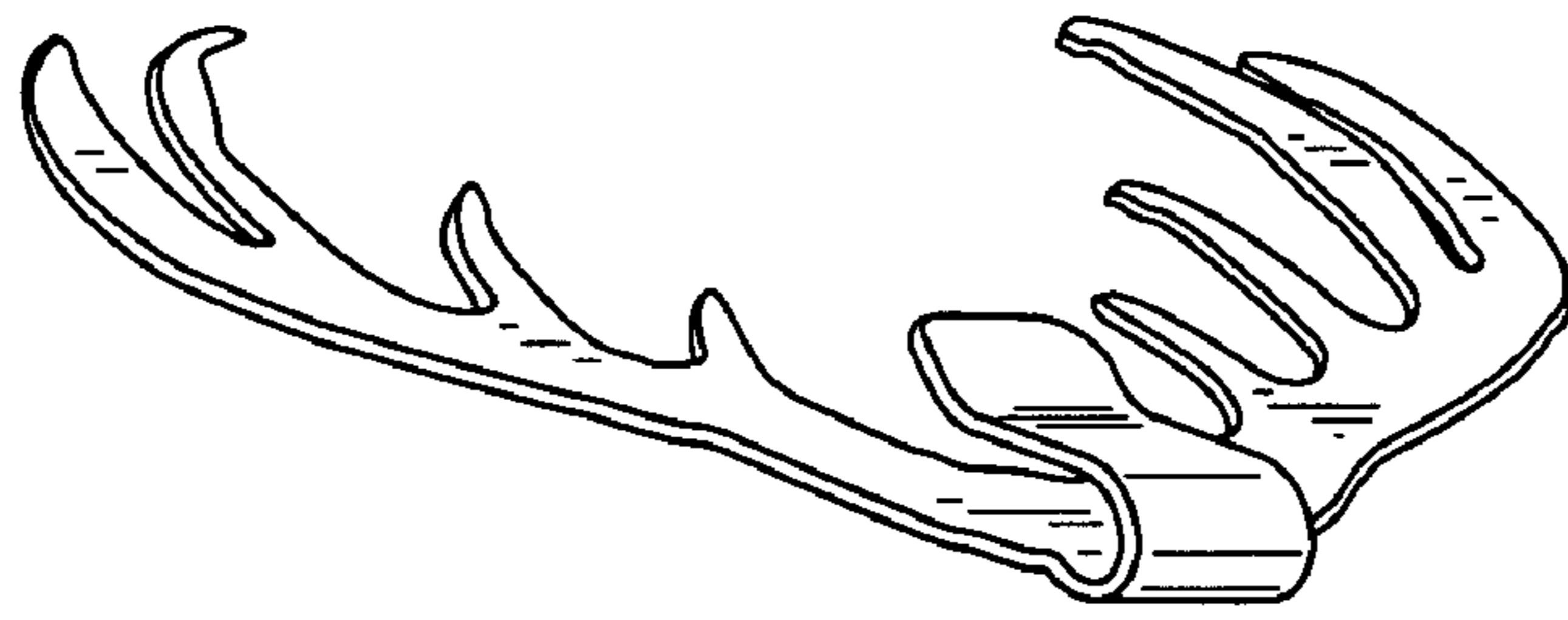


FIG. 1

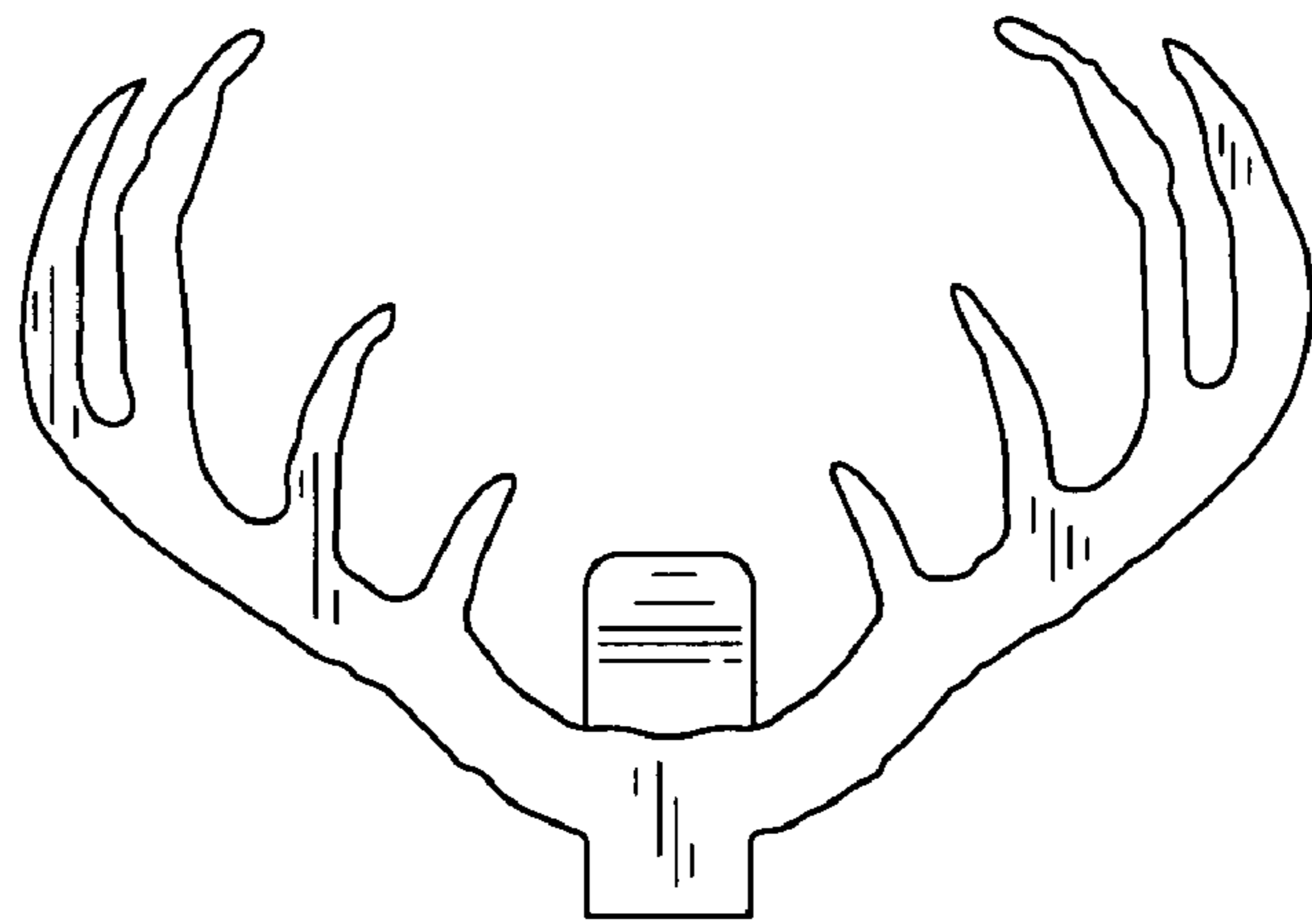


FIG. 2

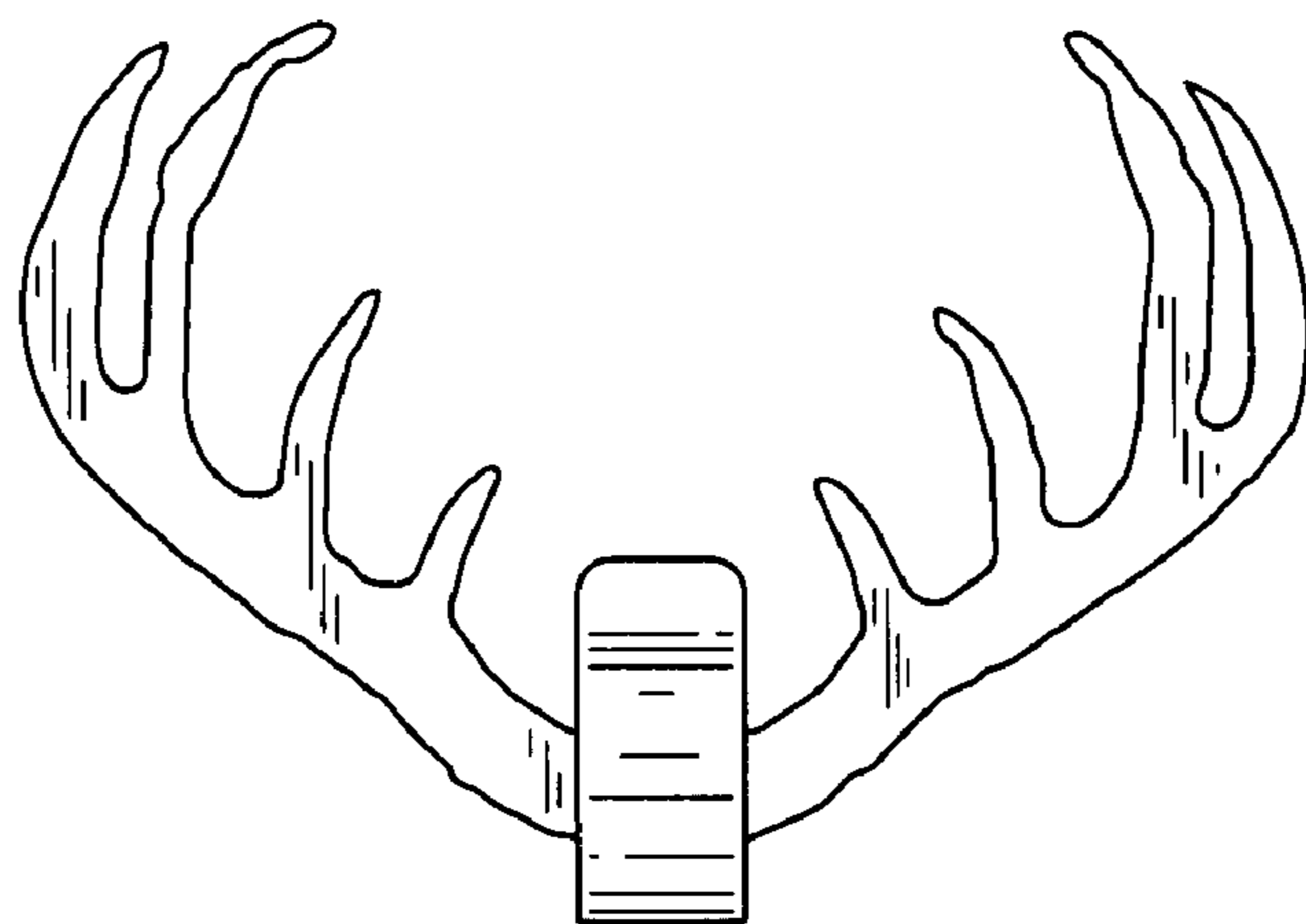


FIG. 3




FIG. 4




FIG. 5



FIG. 6

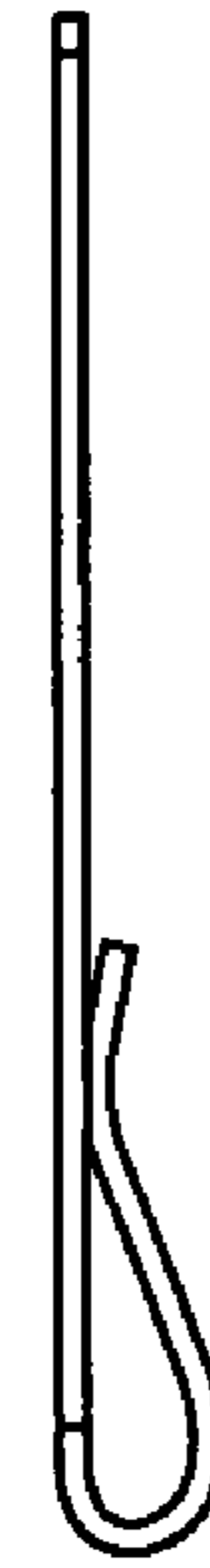


FIG. 7