

US00D596820S

(12) **United States Design Patent**
Yang et al.

(10) **Patent No.:** **US D596,820 S**
(45) **Date of Patent:** **** Jul. 21, 2009**

(54) **FOOT PEDAL**

(75) Inventors: **Frank Yang**, Rancho Palos Verdes, CA (US); **Tzu-Hao Wei**, Hacienda Heights, CA (US); **William Shyh-Chen Hsu**, Diamond Bar, CA (US); **Di-fong Chang**, Torrance, CA (US)

(73) Assignee: **Simplehuman LLC**, Torrance, CA (US)

(**) Term: **14 Years**

(21) Appl. No.: **29/272,180**

(22) Filed: **Feb. 2, 2007**

(51) **LOC (9) Cl.** **09-09**

(52) **U.S. Cl.** **D34/10; D34/9**

(58) **Field of Classification Search** D34/1, D34/7, 9, 10, 11; 220/908-913, 262-264
See application file for complete search history.

(56) **References Cited**

U.S. PATENT DOCUMENTS

D465,893	S	*	11/2002	Lin	D34/9
D468,508	S		1/2003	Yang		
6,608,267	B2		8/2003	Fischer et al.		
6,626,316	B2	*	9/2003	Yang	220/263
D481,508	S		10/2003	Wang		
D485,407	S		1/2004	Walsh et al.		
D489,153	S	*	4/2004	Lin	D34/9
D489,857	S		5/2004	Yang et al.		
D490,583	S		5/2004	Yang et al.		
D491,706	S		6/2004	Yang et al.		
D493,931	S		8/2004	Lin		
D494,723	S		8/2004	Lin		
6,784,388	B1		8/2004	Braaten		
D503,021	S		3/2005	Yang et al.		
D512,629	S		12/2005	Daams		
D518,266	S	*	3/2006	Yang et al.	D34/9
7,033,039	B2		4/2006	Lin		
D522,203	S	*	5/2006	Lin	D34/9
D522,204	S	*	5/2006	Lin	D34/9

D524,005	S	*	6/2006	Lin	D34/9
D525,756	S	*	7/2006	Yang et al.	D34/9
7,077,283	B2	*	7/2006	Yang et al.	220/262
D528,724	S	*	9/2006	Lin	D34/9
D530,477	S	*	10/2006	Lin	D34/9
D532,572	S	*	11/2006	Lin	D34/9
D535,800	S		1/2007	Yang et al.		
D537,999	S	*	3/2007	Lin	D34/9
D539,499	S	*	3/2007	Yang et al.	D34/9
D555,319	S	*	11/2007	Lin	D34/9
D555,865	S	*	11/2007	Lin	D34/9
D559,495	S	*	1/2008	Yang et al.	D34/9
D561,970	S	*	2/2008	Lin	D34/9
2004/0175303	A1	*	9/2004	Lin	422/186.3
2004/0206758	A1	*	10/2004	Lin	220/263
2005/0103788	A1	*	5/2005	Yang et al.	220/263
2006/0249510	A1	*	11/2006	Lin	220/263
2007/0029323	A1	*	2/2007	Yang et al.	220/263
2007/0289968	A1	*	12/2007	Yang et al.	220/264
2008/0029513	A1	*	2/2008	West	220/262

* cited by examiner

Primary Examiner—Cynthia E Ramirez

(74) *Attorney, Agent, or Firm*—Raymond Sun

(57) **CLAIM**

The ornamental design for a foot pedal, as shown and described.

DESCRIPTION

FIG. 1 is a perspective view of the foot pedal showing our new design.

FIG. 2 is a front plan view of the foot pedal of FIG. 1.

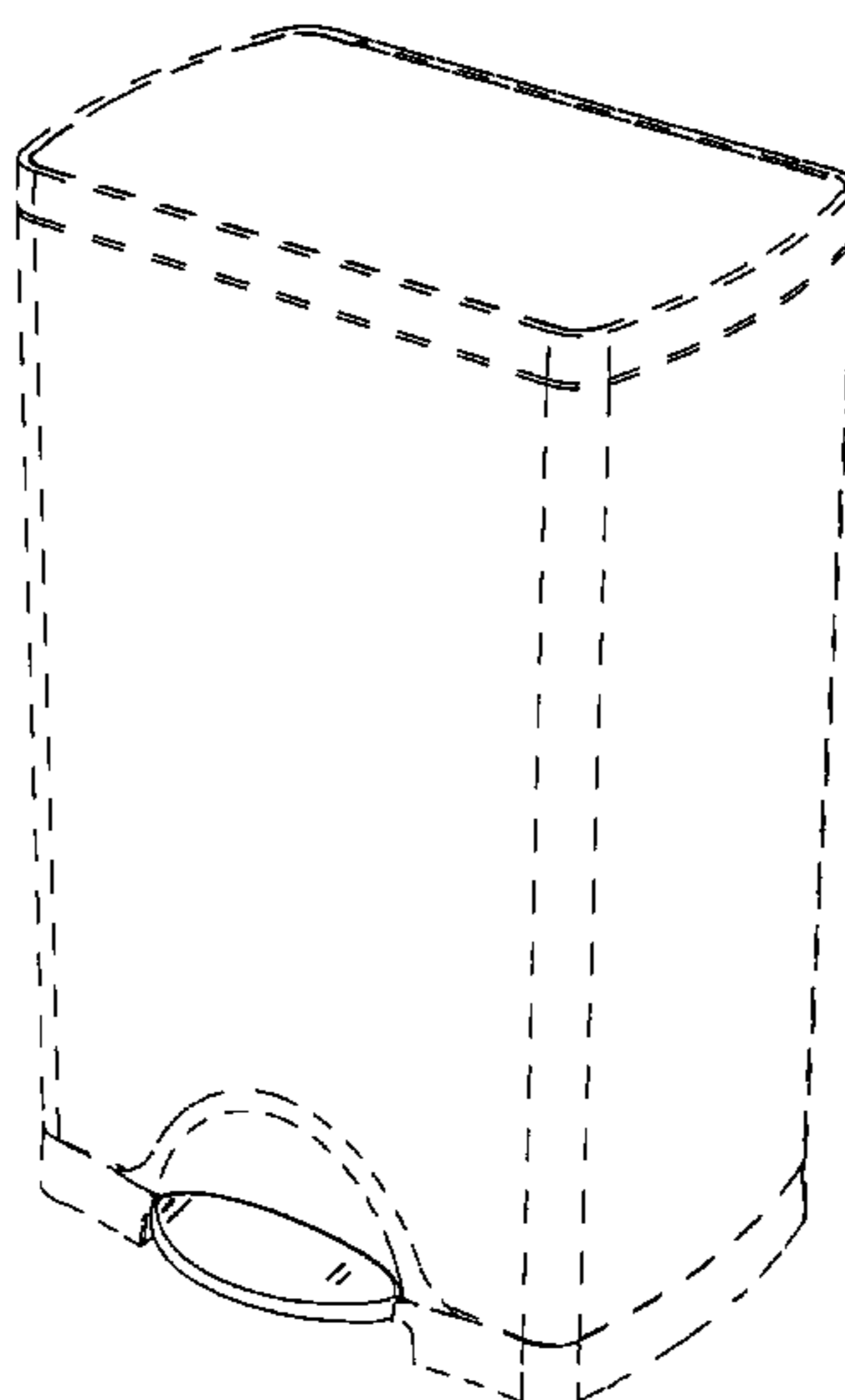
FIG. 3 is a rear view of the foot pedal of FIG. 1.

FIG. 4 is a left side view of the foot pedal of FIG. 1; the right side view being a mirror image; and,

FIG. 5 is a top plan view of the foot pedal of FIG. 1.

The broken lines are for illustrative purposes only and forms no part of the claimed design.

1 Claim, 5 Drawing Sheets



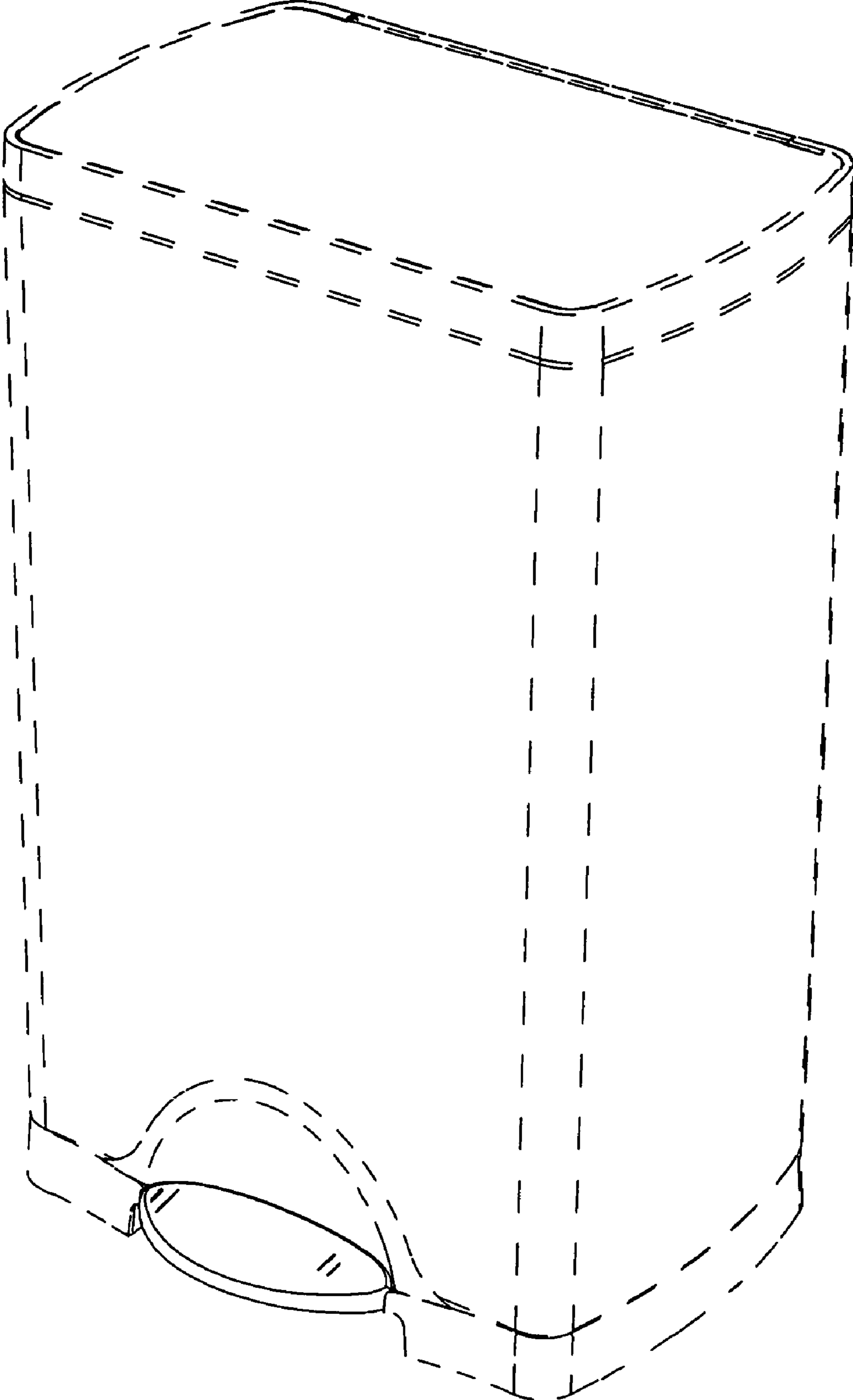


FIG. 1




FIG. 2

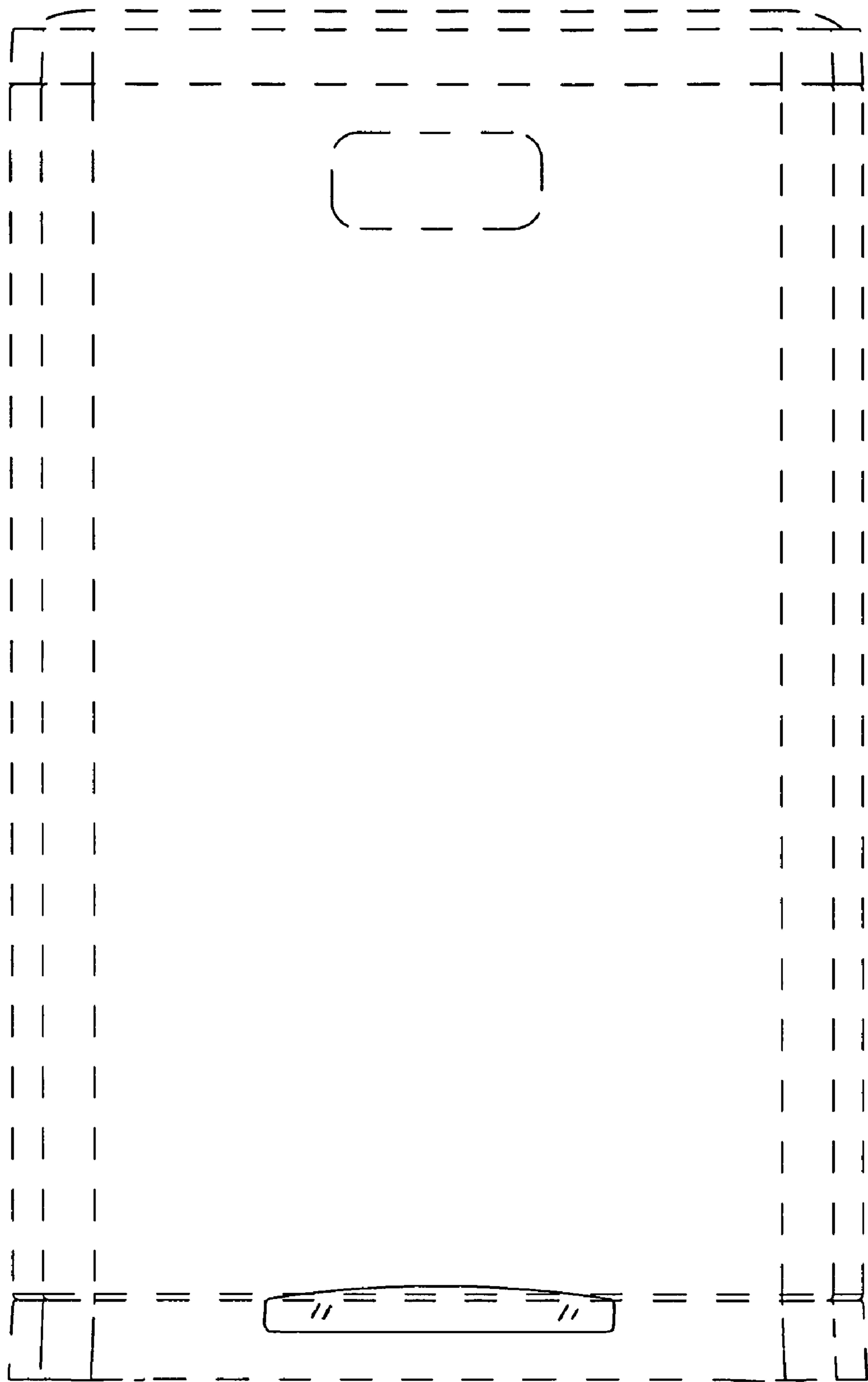


FIG. 3

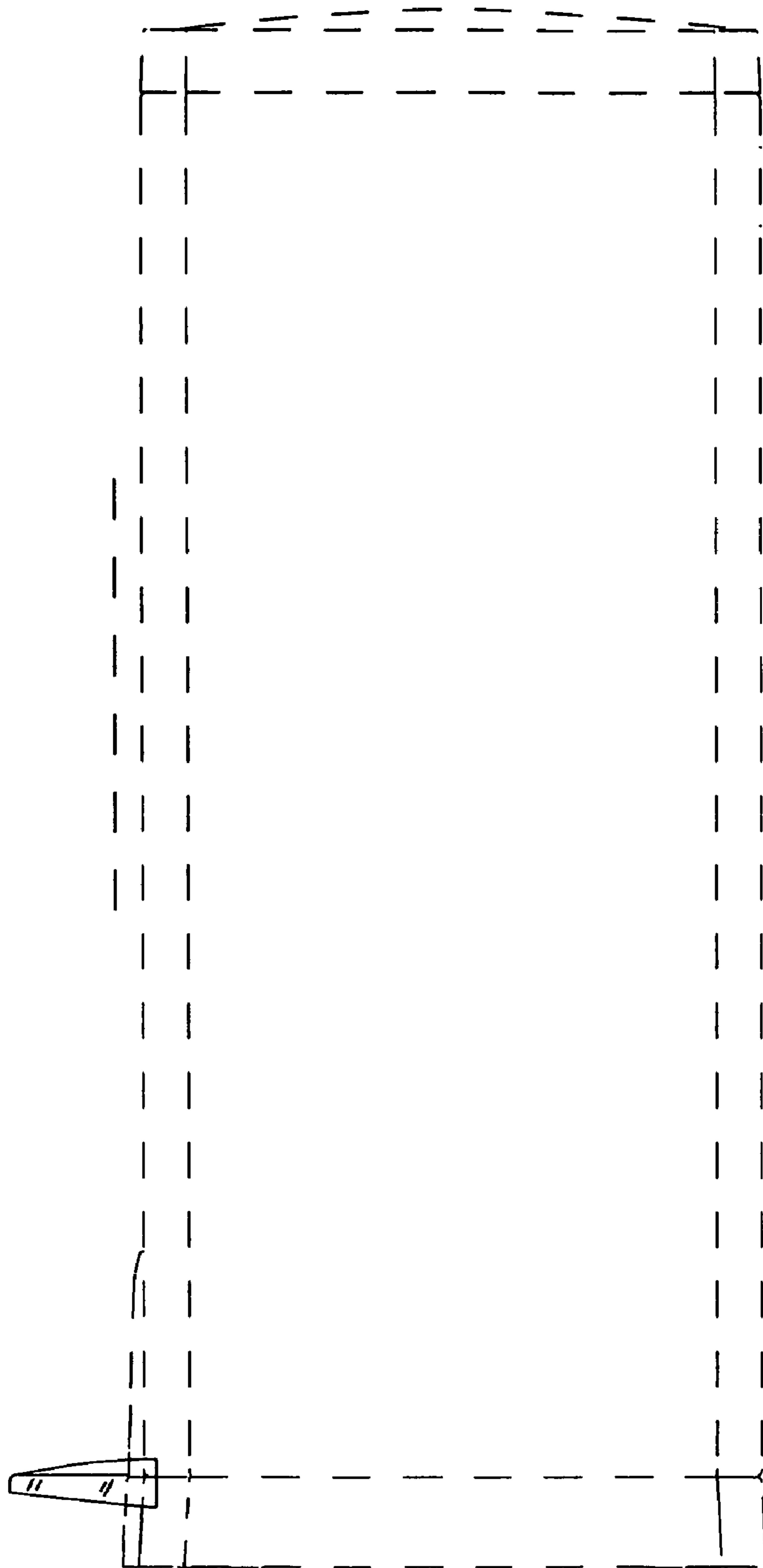


FIG. 4

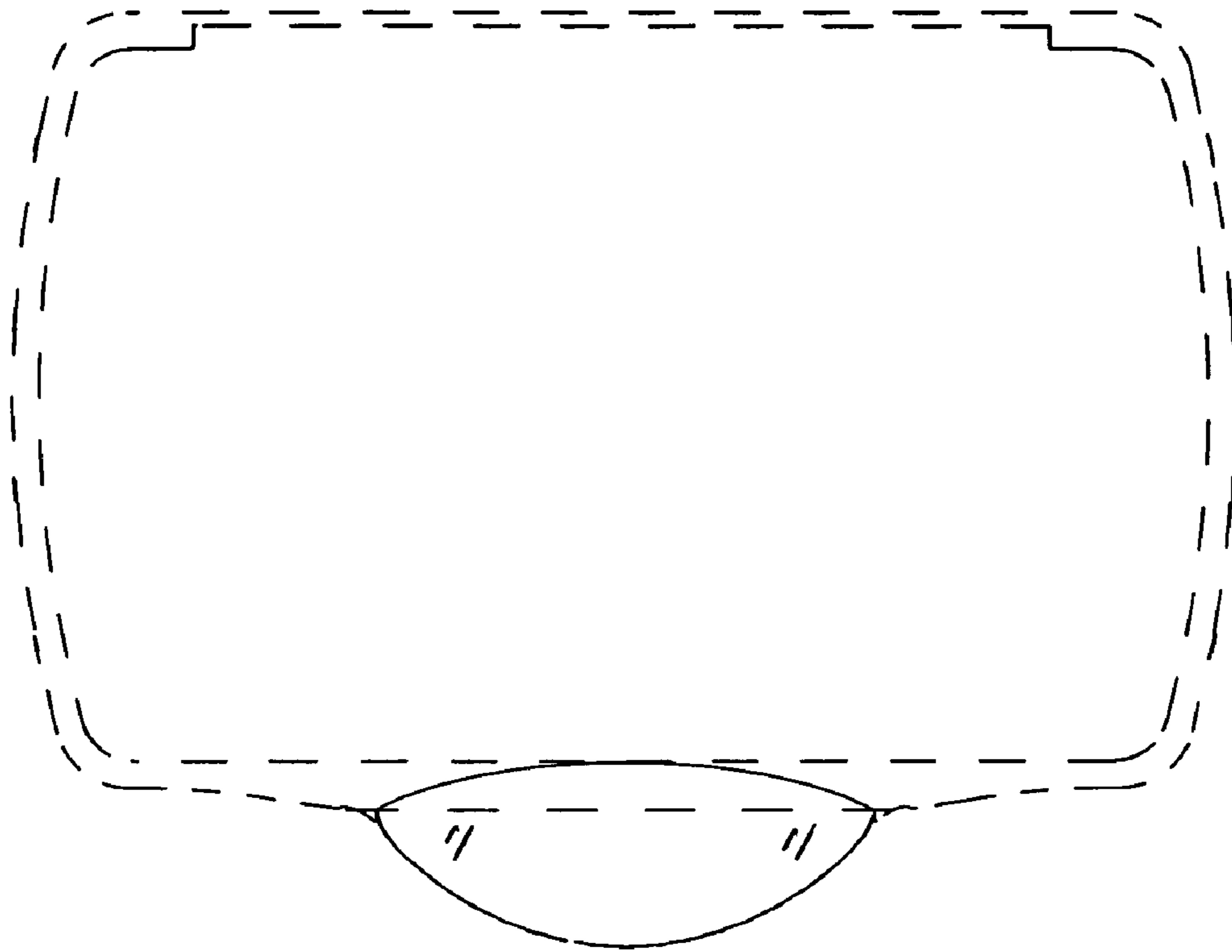


FIG. 5