



US00D596813S

(12) **United States Design Patent**  
**Gruetzke et al.**

(10) **Patent No.:** **US D596,813 S**  
(45) **Date of Patent:** **\*\* Jul. 21, 2009**

(54) **LAUNDRY APPLIANCE PEDESTAL**

(75) Inventors: **Joachim Gruetzke**, New Bern, NC (US); **Andrew Roberson**, New Bern, NC (US); **Jacques Helot**, Munich (DE); **Carsten Weber**, Aalen (DE)

(73) Assignee: **BSH Home Appliances Corporation**, Huntington Beach, CA (US)

(\*\*) Term: **14 Years**

(21) Appl. No.: **29/286,430**

(22) Filed: **May 4, 2007**

(51) **LOC (9) Cl.** ..... **15-05**

(52) **U.S. Cl.** ..... **D32/6**

(58) **Field of Classification Search** ..... D32/1,  
D32/5-6, 8, 10, 25; 34/108, 139, 595-596,  
34/603, 599; 68/3 R, 5 R, 12.01, 12.08; 312/31  
See application file for complete search history.

(56) **References Cited**

**U.S. PATENT DOCUMENTS**

D466,725 S *	12/2002	Masciale	.....	D6/449
D474,566 S *	5/2003	Baldwin et al.	.....	D32/25
D502,812 S *	3/2005	Zimmerman	.....	D3/297
D515,257 S *	2/2006	Geyer	.....	D32/6
D521,702 S *	5/2006	No et al.	.....	D32/25
D531,765 S *	11/2006	Schoene	.....	D32/8
D549,408 S *	8/2007	Lee	.....	D32/25

D549,900 S *	8/2007	Kim et al.	.....	D32/6
D568,556 S *	5/2008	Gruetzke et al.	.....	D32/6
2004/0245899 A1 *	12/2004	Cho	.....	312/351.2
2004/0263032 A1 *	12/2004	Cho	.....	312/330.1

**OTHER PUBLICATIONS**

[http://us.stll.yimg.com/us.st.yimg.com/I/usappliance\\_1967\\_18379473](http://us.stll.yimg.com/us.st.yimg.com/I/usappliance_1967_18379473), Apr. 14, 2007.\*  
[http://us.stll.yimg.com/us.st.yimg.com/I/usappliance\\_1968\\_39666637](http://us.stll.yimg.com/us.st.yimg.com/I/usappliance_1968_39666637), Apr. 14, 2007.\*  
<http://www.appleappliances.com/product.php?model=WDP3W>, Apr. 14, 2007.\*  
[http://www.abtelectronics.com/images/products/I\\_wdp3wh.jpg](http://www.abtelectronics.com/images/products/I_wdp3wh.jpg), Apr. 14, 2007.\*

\* cited by examiner

*Primary Examiner*—T. Chase Nelson  
*Assistant Examiner*—Kathleen M Sims  
(74) *Attorney, Agent, or Firm*—James E. Howard

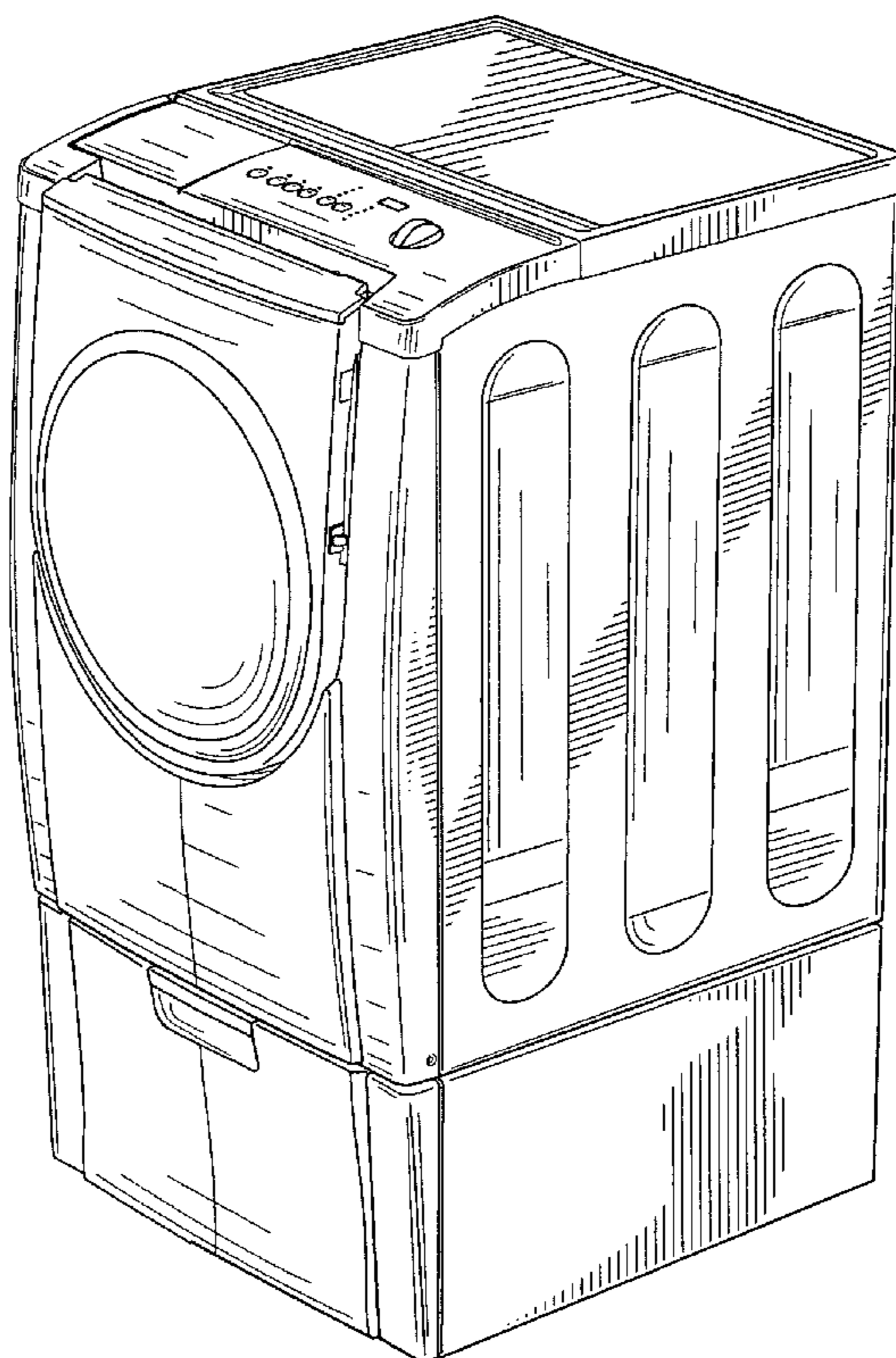
(57) **CLAIM**

The ornamental design for a laundry appliance pedestal, as shown and described.

**DESCRIPTION**

FIG. 1 is a perspective view of a laundry appliance pedestal showing our new design;  
FIG. 2 is a side view of a laundry appliance pedestal; and,  
FIG. 3 is a front view of a laundry appliance pedestal.

**1 Claim, 3 Drawing Sheets**



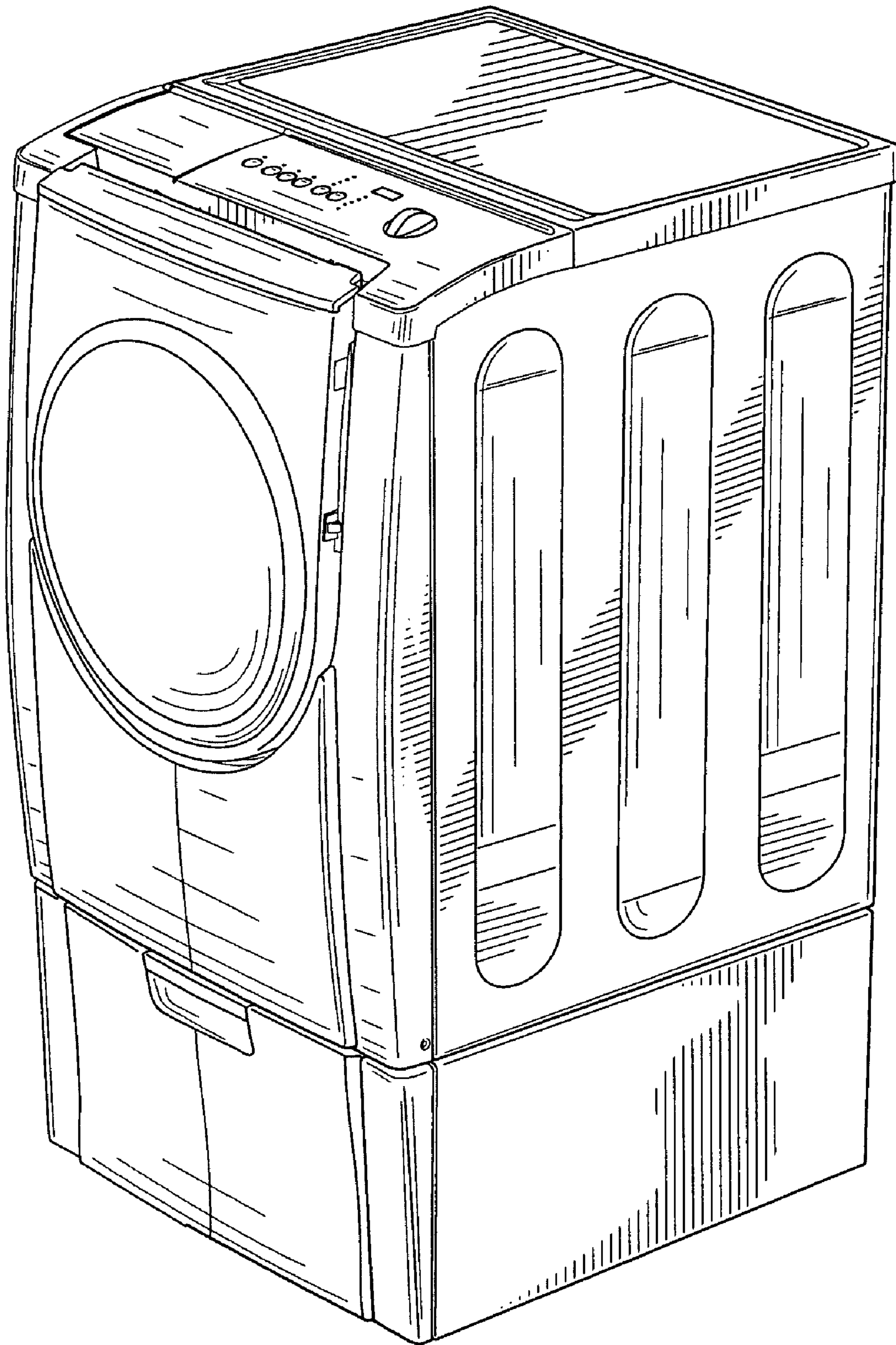


FIG. 1

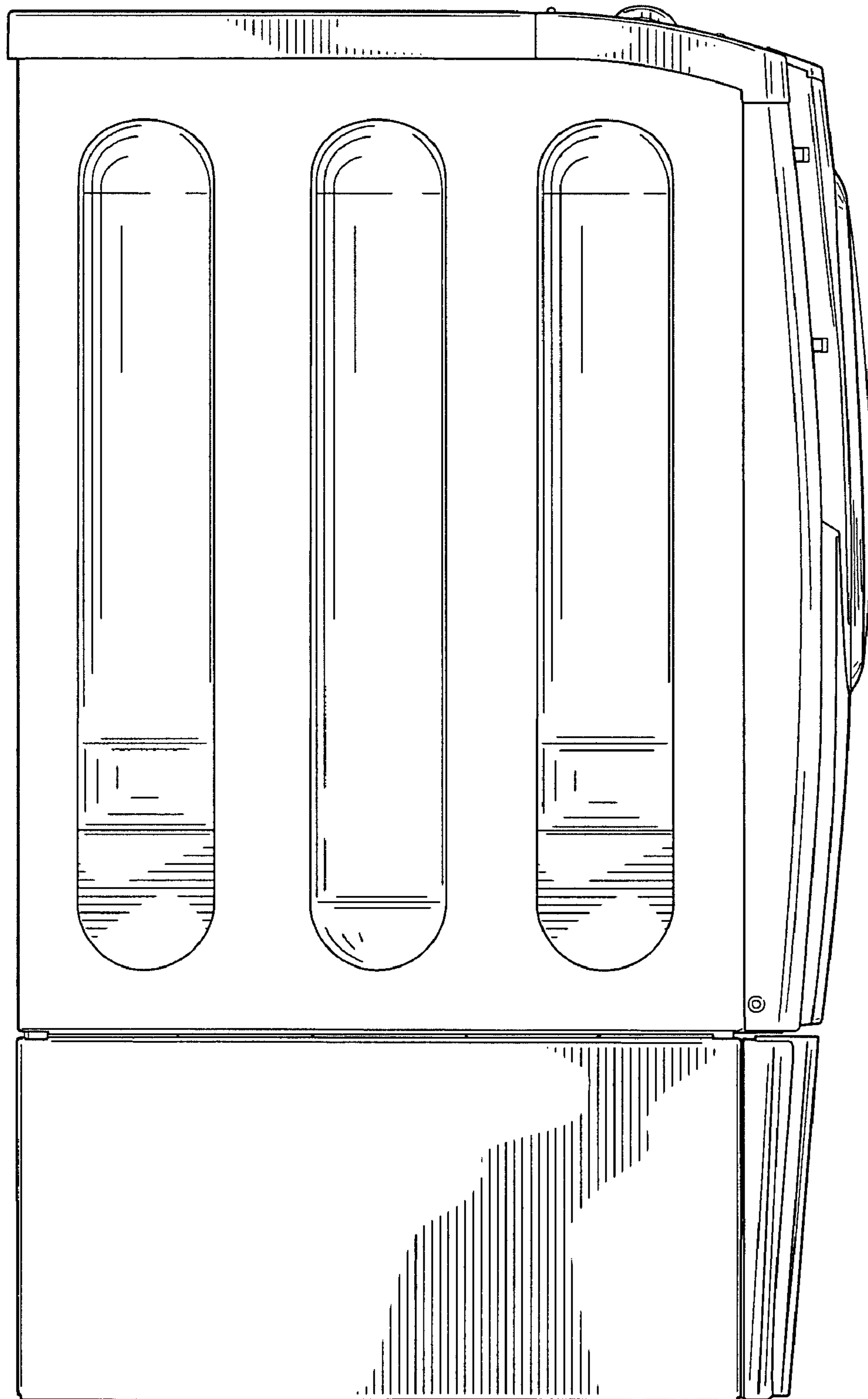


FIG. 2

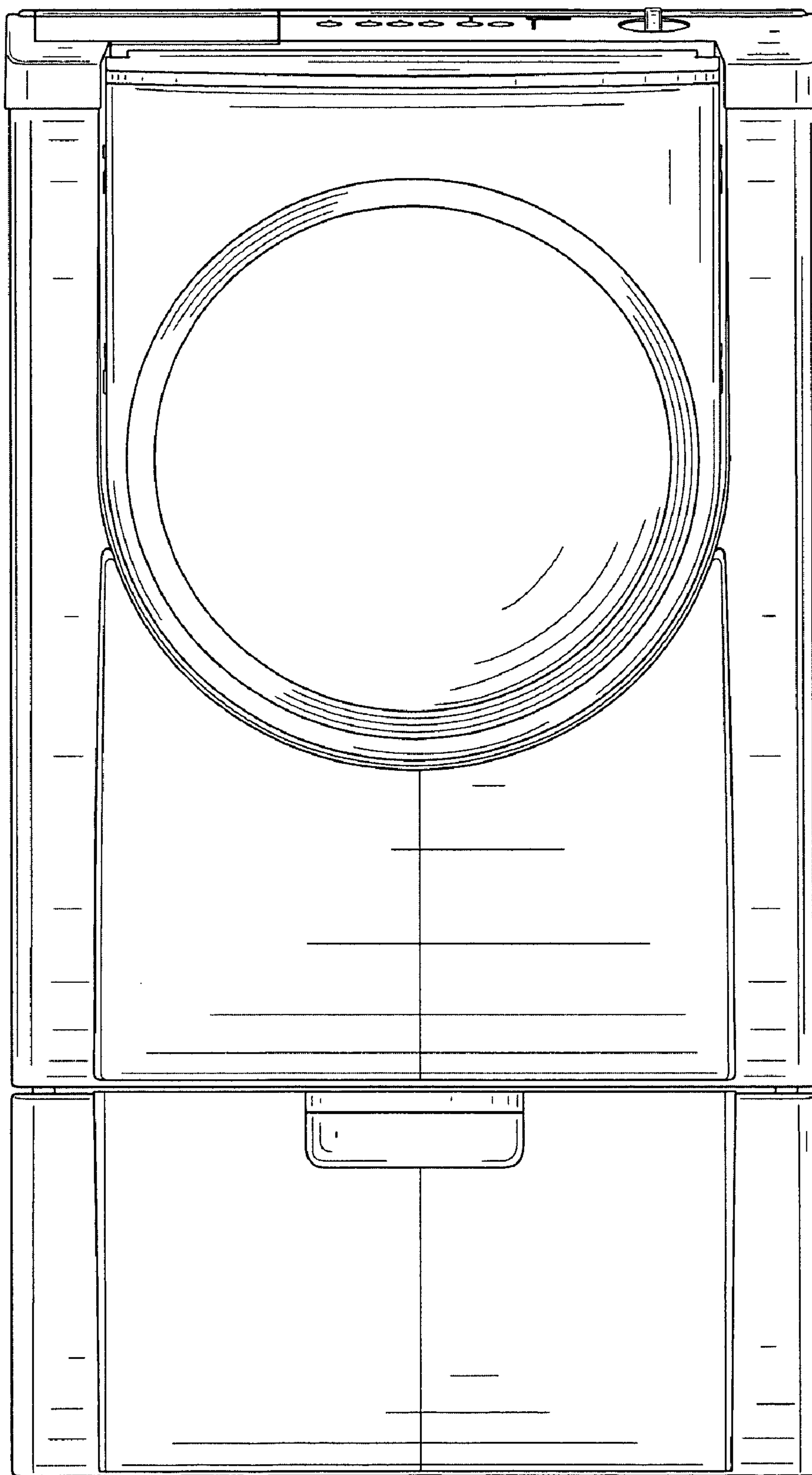


FIG. 3