



US00D596806S

(12) **United States Design Patent**
Murphy

(10) **Patent No.:** **US D596,806 S**
(45) **Date of Patent:** **** Jul. 21, 2009**

(54) **GOLF GLOVE WITH ELASTICALLY ATTACHED FINGER RETAINING COMPONENT**

D570,056 S 5/2008 Metcalf D29/123
2002/0116745 A1 8/2002 Taylor

OTHER PUBLICATIONS

U.S. Appl. No. 29/317,254, filed Apr. 25, 2008, Murphy, David P.
U.S. Appl. No. 29/324,584, filed Sep. 16, 2008, Murphy, David P.
U.S. Appl. No. 12/275,482, filed Nov. 21, 2008, Murphy, David P.

Primary Examiner—Raphael Barkai
Assistant Examiner—Randall H Gholson

(74) *Attorney, Agent, or Firm*—Burns & Levinson LLP;
Jacob N. Erlich; Stephen Ball

(76) **Inventor:** **David P. Murphy**, 14 Landgrand St.,
Quincy, MA (US) 02171

(**) **Term:** **14 Years**

(21) **Appl. No.:** **29/328,483**

(22) **Filed:** **Nov. 25, 2008**

(51) **LOC (9) Cl.** **02-06**

(52) **U.S. Cl.** **D29/116.2**

(58) **Field of Classification Search** D2/610–623;
D29/113, 116.2, 117.1–119, 123; 2/16, 159,
2/161.1–161.8, 162, 198, 455, 19, 910; D24/190;
D28/63; D32/42, 43

See application file for complete search history.

(57) **CLAIM**

The ornamental design for a golf glove with elastically attached finger retaining component, as shown and described.

DESCRIPTION

FIG. 1 is a top view of the back side of the golf glove with elastically attached finger retaining component of the present invention, shown without color for ease of illustration, and wherein the stitching thread (denoted by dashed and/or zig-zag lines) is any color other than white;

FIG. 2 is a perspective view of the thumb side of the golf glove with elastically attached finger retaining component of the present invention, shown without color for ease of illustration, and wherein the stitching thread (denoted by dashed and/or zig-zag lines) is any color other than white;

FIG. 3 is a perspective view of the little finger side of the golf glove with elastically attached finger retaining component of the present invention, shown without color for ease of illustration, and wherein the stitching thread (denoted by dashed and/or zig-zag lines) is any color other than white; and,

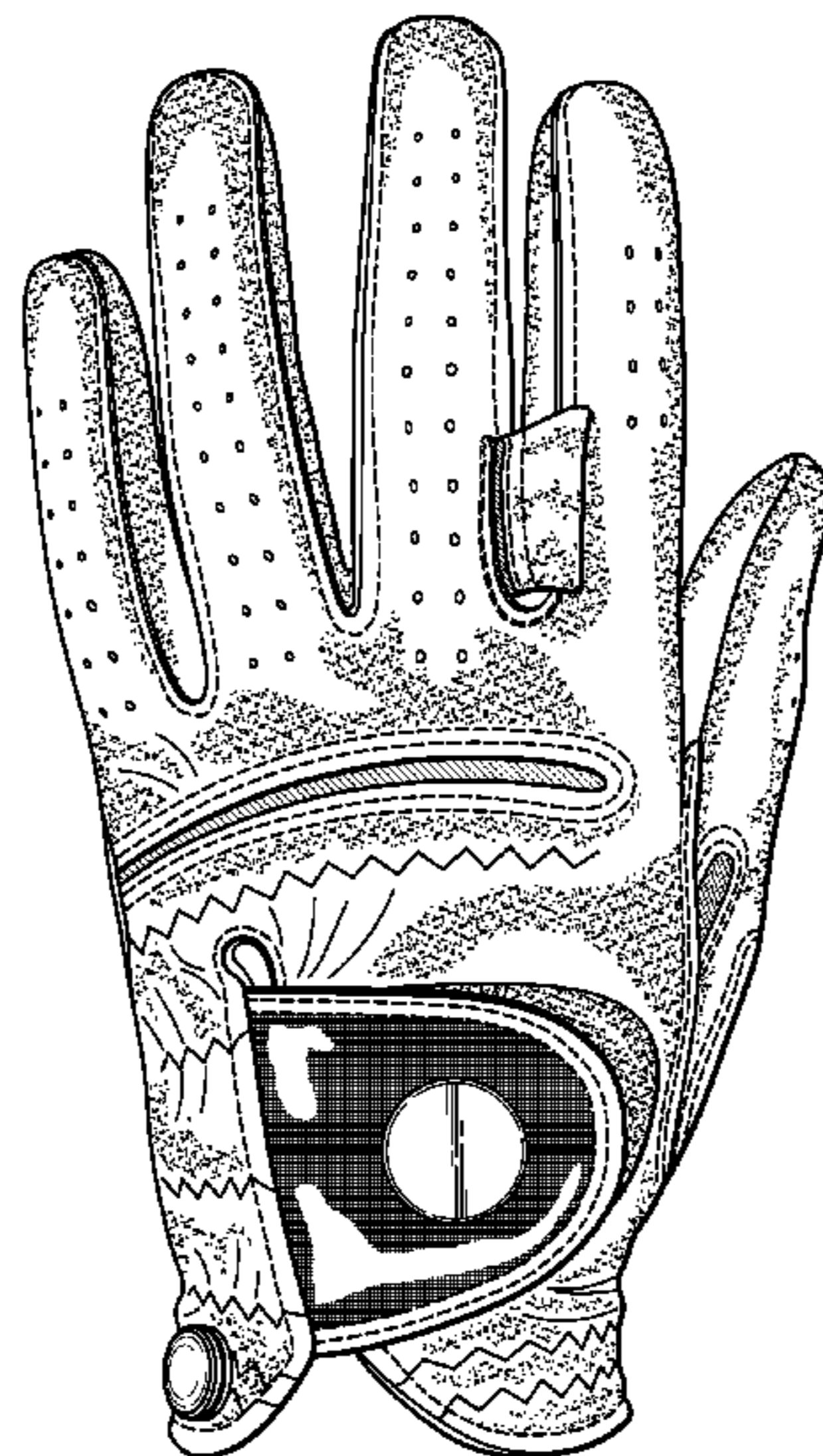
FIG. 4 is a perspective view of the palm side of the golf glove with elastically attached finger retaining component of the present invention, shown without color for ease of illustration, and wherein the stitching thread (denoted by dashed and/or zig-zag lines) is any color other than white.

(56) **References Cited**

U.S. PATENT DOCUMENTS

3,229,307 A	1/1966	Jamison	
3,508,280 A	4/1970	Osborn	2/159
3,930,271 A	1/1976	Kahng	2/161 A
4,665,565 A	5/1987	Odom	2/161
4,850,053 A	7/1989	Tepley et al.	
D308,436 S	6/1990	Weitzell	D2/619
5,033,120 A	7/1991	Myers	2/161 A
5,592,695 A	1/1997	Roche	2/161.2
6,014,775 A	1/2000	Missry	2/161.2
D420,202 S	2/2000	Redwood et al.	
D431,691 S	10/2000	Redwood et al.	
D433,785 S	11/2000	Redwood et al.	
6,205,588 B1	3/2001	Shin	2/161.4
6,415,445 B1	7/2002	Nishijima et al.	
6,421,836 B1	7/2002	Park	2/161.4
6,973,674 B2	12/2005	Jackson, Jr.	
D532,162 S	11/2006	Bonzagni et al.	D29/116.2
D545,002 S	6/2007	Voravan et al.	D29/123
D554,807 S	11/2007	Okumura	

1 Claim, 4 Drawing Sheets



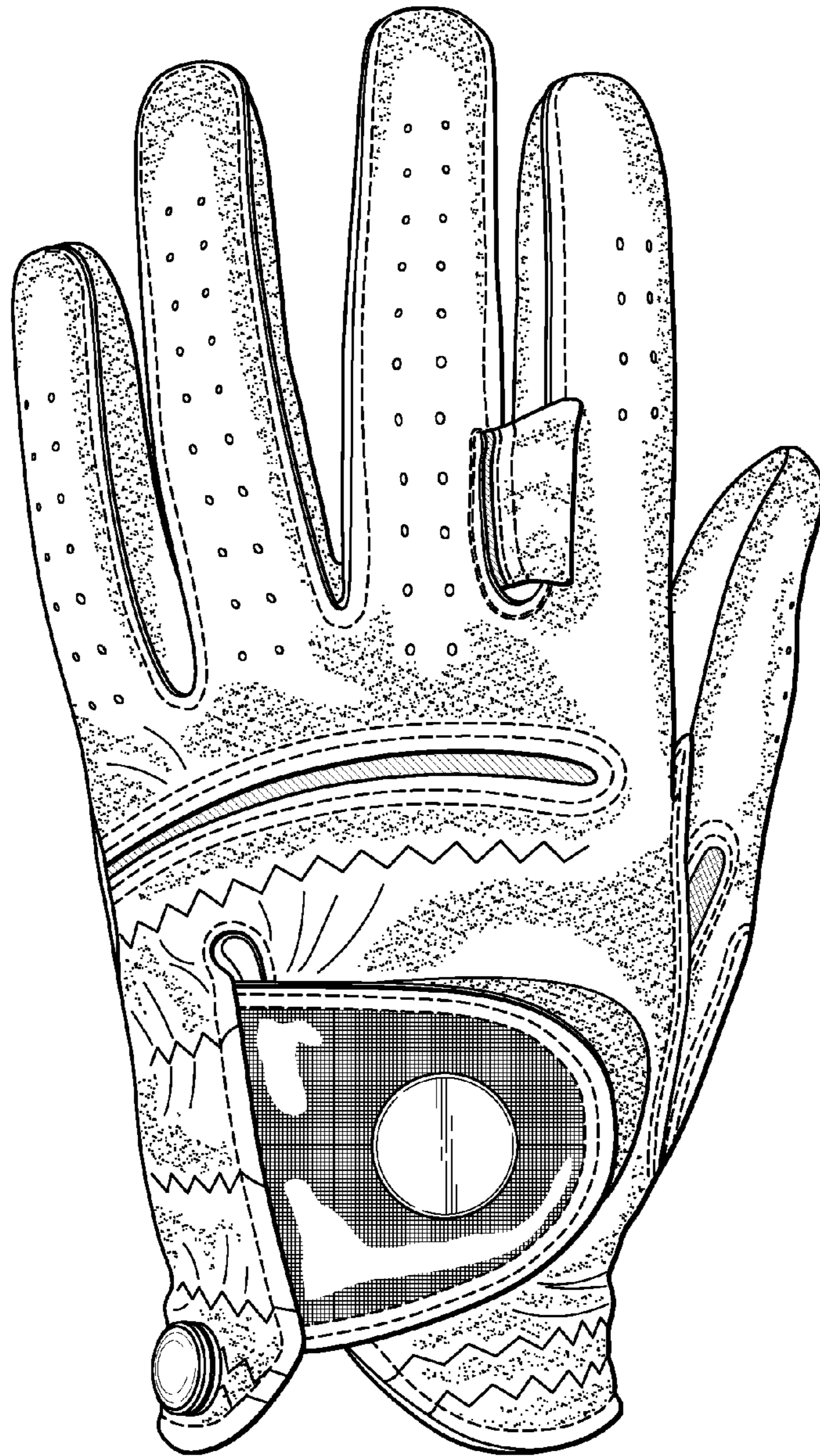


FIG. 1

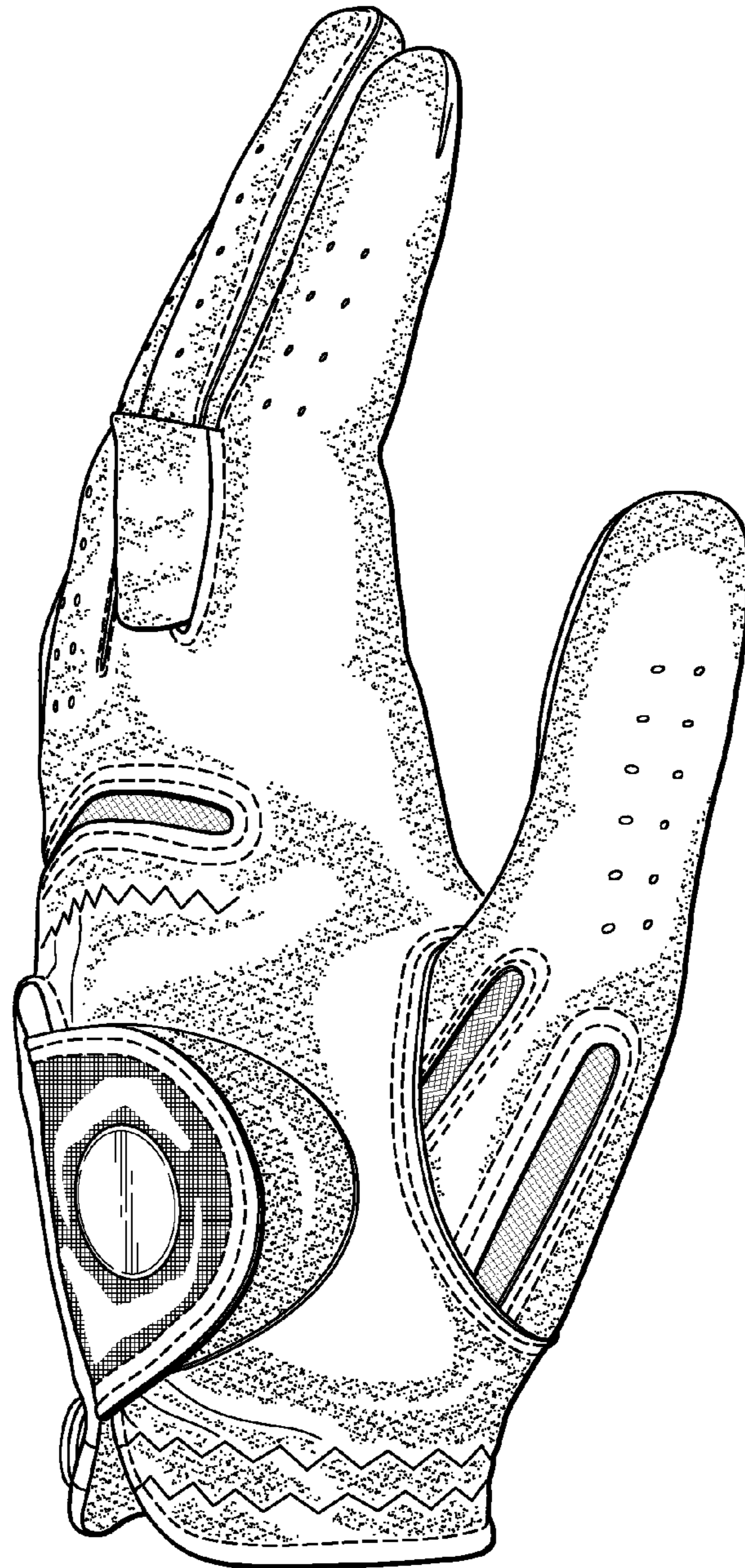


FIG. 2

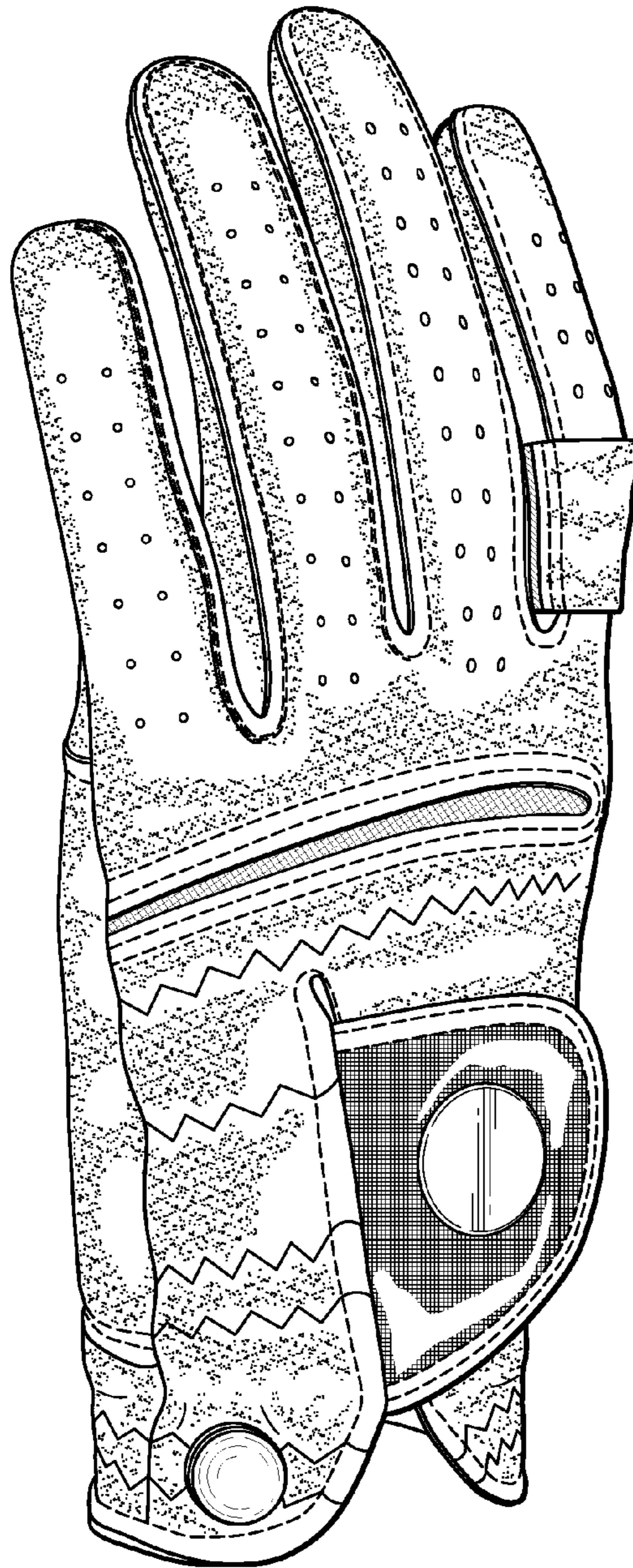


FIG. 3

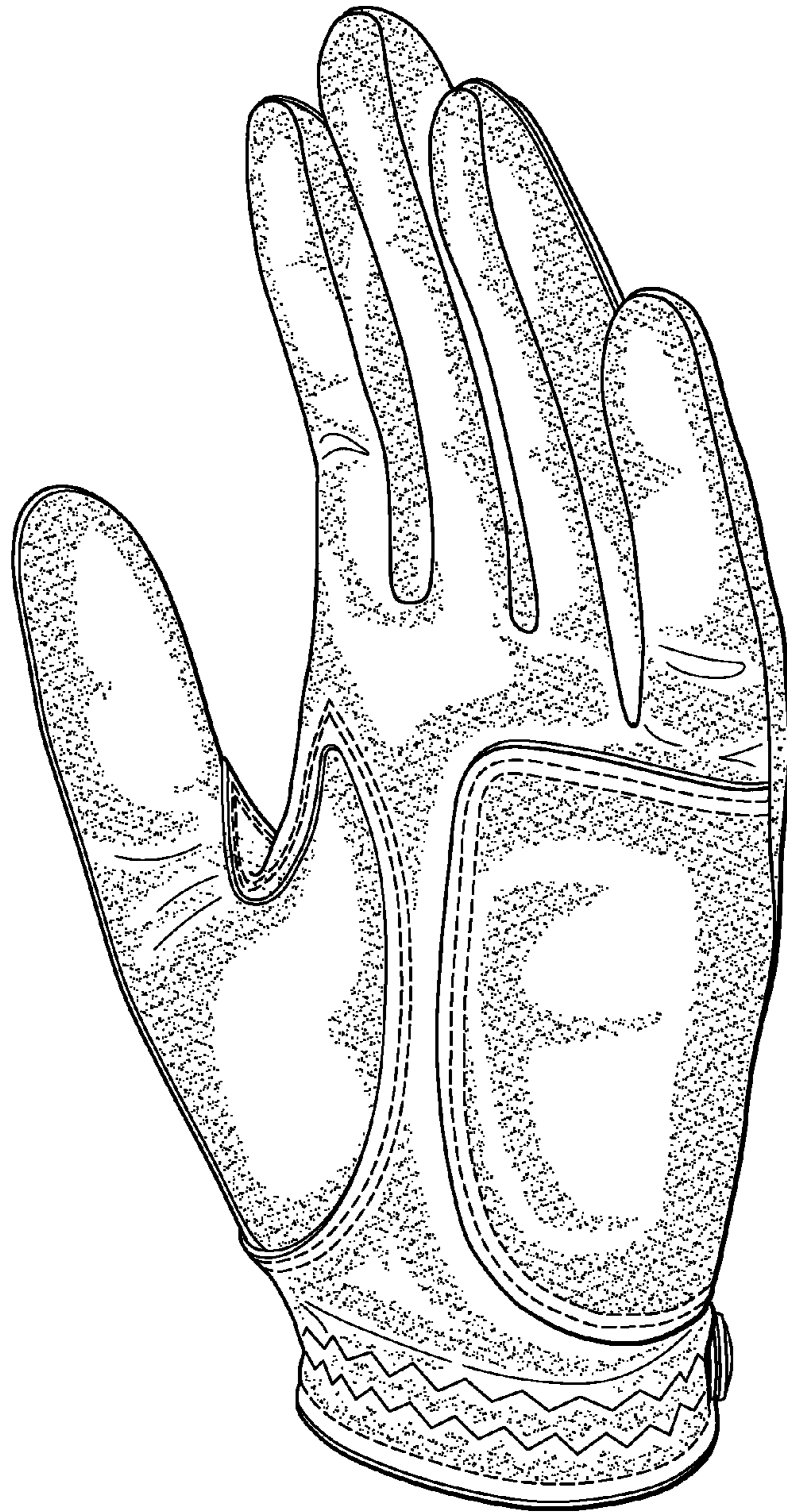


FIG. 4