



US00D596802S

(12) **United States Design Patent**
Yang

(10) **Patent No.:** **US D596,802 S**
(45) **Date of Patent:** **** Jul. 21, 2009**

(54) **FOOT MICRO FILE**

3,762,243 A 10/1973 Borrkfield
3,797,505 A 3/1974 Gilhaus et al.
4,057,053 A 11/1977 Kunz

(75) Inventor: **Jun Yang**, Zhejiang (CN)

(73) Assignee: **International Edge Inc.**, Fairfield, NJ
(US)

(Continued)

(**) Term: **14 Years**

FOREIGN PATENT DOCUMENTS

(21) Appl. No.: **29/308,976**

DE 3320594 12/1984

(22) Filed: **Jul. 17, 2008**

(Continued)

Related U.S. Application Data

OTHER PUBLICATIONS

(63) Continuation of application No. 29/292,719, filed on
Oct. 25, 2007, now abandoned.

English language abstract of West German Patent Application No.
DE 3320594, esp@cenet database, Dec. 13, 1984.

(30) **Foreign Application Priority Data**

(Continued)

Sep. 14, 2007 (CN) 2007 3 0309021

Primary Examiner—Jennifer Rivard

(51) **LOC (9) Cl.** **28-03**

(74) *Attorney, Agent, or Firm*—Cooper & Dunham LLP

(52) **U.S. Cl.** **D28/59; D24/147**

(57) **CLAIM**

(58) **Field of Classification Search** D28/57,
D28/59, 60; 132/73, 73.5, 75, 75.3, 75.4,
132/75.5, 75.6, 76.2, 76.4, 76.5; 30/26–29;
D24/147; D7/678

The ornamental design for a foot micro file, as shown and
described.

See application file for complete search history.

DESCRIPTION

(56) **References Cited**

U.S. PATENT DOCUMENTS

1,498,156 A 6/1924 Drew
1,714,371 A 5/1929 Jackson
2,573,487 A 10/1951 Potvin
D167,270 S 7/1952 Marcus
2,612,683 A 10/1952 Potvin
2,714,908 A 8/1955 Carmack
2,746,461 A 5/1956 Bocchino
D186,752 S 11/1959 Dean
3,279,043 A 10/1966 Wirt
3,600,803 A 8/1971 Nachel
3,636,625 A 1/1972 Pracht

FIG. 1 is a perspective view thereof;

FIG. 2 is a front view thereof;

FIG. 3 is a right side view thereof;

FIG. 4 is a rear view thereof;

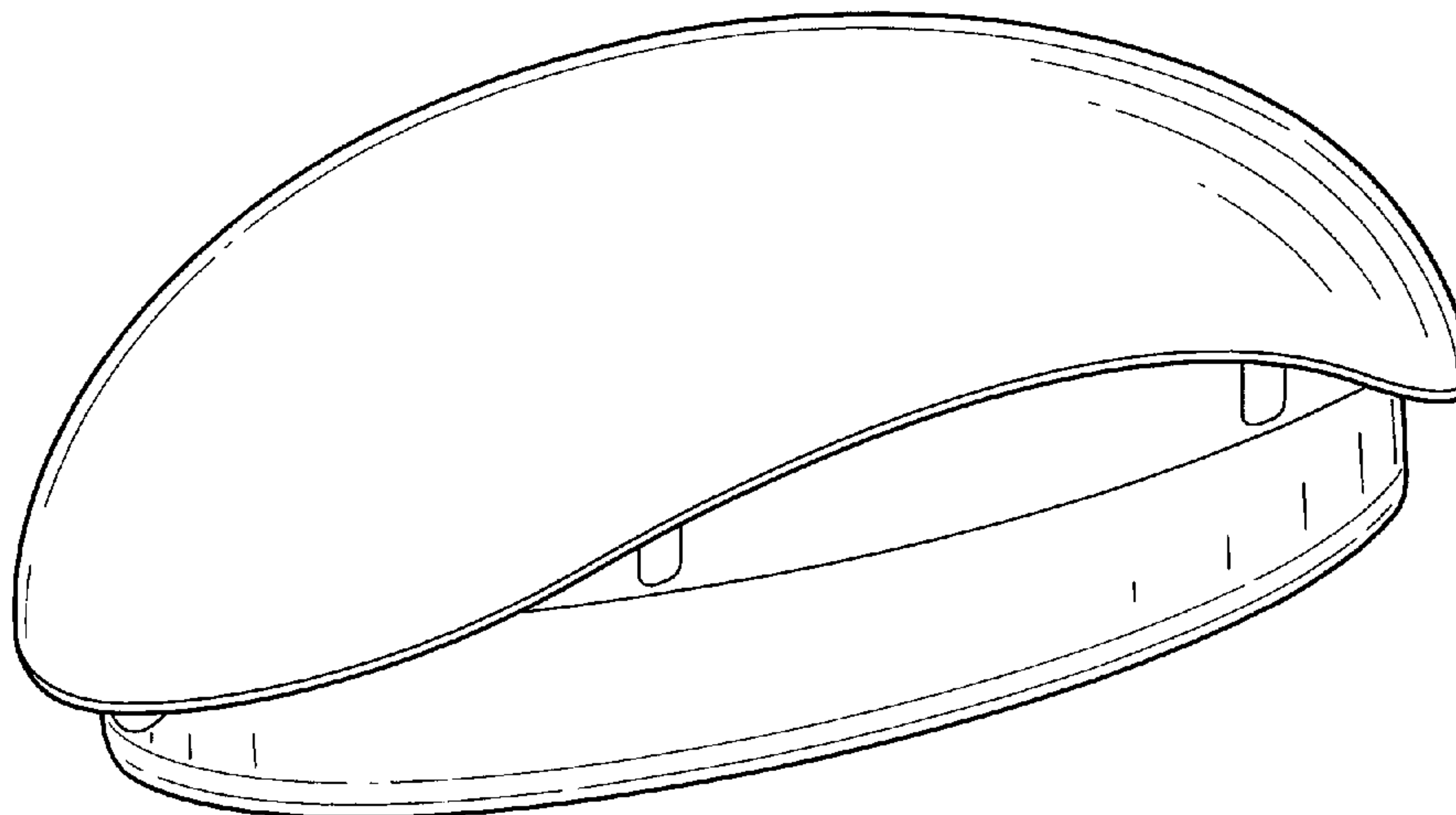
FIG. 5 is a left side view thereof;

FIG. 6 is a top view thereof; and,

FIG. 7 is a bottom view thereof.

The broken lines in FIG. 7 illustrate a portion of the foot micro
file and form no part of the claimed design.

1 Claim, 7 Drawing Sheets



US D596,802 S

Page 2

U.S. PATENT DOCUMENTS

D251,103 S 2/1979 Puustinen
4,422,465 A 12/1983 Haga
D276,812 S * 12/1984 Kanazawa D7/678
4,537,207 A 8/1985 Gilhaus
5,302,234 A 4/1994 Grace et al.
5,522,136 A 6/1996 Larisey
5,564,189 A 10/1996 Lee
5,570,700 A 11/1996 Vogeler
5,653,024 A 8/1997 Cartagena
D393,986 S 5/1998 Joergensen
5,832,610 A 11/1998 Chaplick
5,881,735 A 3/1999 Kutnik
5,913,313 A 6/1999 Brunderman
6,142,156 A * 11/2000 Brunderman 132/76.4
6,283,978 B1 9/2001 Cheski et al.
6,481,443 B1 * 11/2002 Moore-Johnson et al. 132/73
D483,910 S * 12/2003 O'Brien, II D28/57
D486,268 S * 2/2004 Chien D28/59
6,733,595 B1 5/2004 Grillo
D491,774 S 6/2004 Brousseau et al.
D494,026 S 8/2004 Brousseau et al.
D499,313 S * 12/2004 Lawson et al. D7/678
D523,143 S 6/2006 Anderson et al.
7,093,603 B2 8/2006 Han
D550,522 S * 9/2007 Raia D7/678
D568,118 S 5/2008 Chalfant et al.
2002/0087167 A1 * 7/2002 Winitsky 606/131
2005/0061343 A1 3/2005 Ebner

2006/0178676 A1 8/2006 Anderson et al.
2007/0214557 A1 9/2007 Qiu
2008/0000490 A1 * 1/2008 Jo 132/76.4
2008/0045974 A1 * 2/2008 Dixon 606/131
2008/0091216 A1 4/2008 Grace et al.

FOREIGN PATENT DOCUMENTS

DE 19624578 1/1998
KR 20030096747 12/2003
WO WO 03024290 3/2003
WO WO 2004075764 9/2004
WO WO 2006068638 6/2006

OTHER PUBLICATIONS

English language abstract of Republic of Korea Patent Publication No. KR 20030096747, esp@cenet database, Dec. 31, 2003.
"Nutmeg Grater", 4 pages, <<http://www.silvercollection.it>>, before 2007.
Summary Information of European Design No. 000527940-0001, 2 pages, <<http://oami.europa.eu>>, RCD-Online database, Jun. 27, 2006.
"Comfort Callus Rasp", 1 page, <www.tweezerman.com>, 2005.
English language abstract of German Patent Publication No. DE 19624578, esp@cenet database, Jan. 8, 1998.
"Replaceable Cartridge for XL Pro Foot File", 2 pages, <www.microplane.com>, 2006.
"Transform Your Soles!", 2 pages, <www.microplane.com>, 2005.
"Microplane Personal Care", instruction sheet, 1 page, 2008.

* cited by examiner

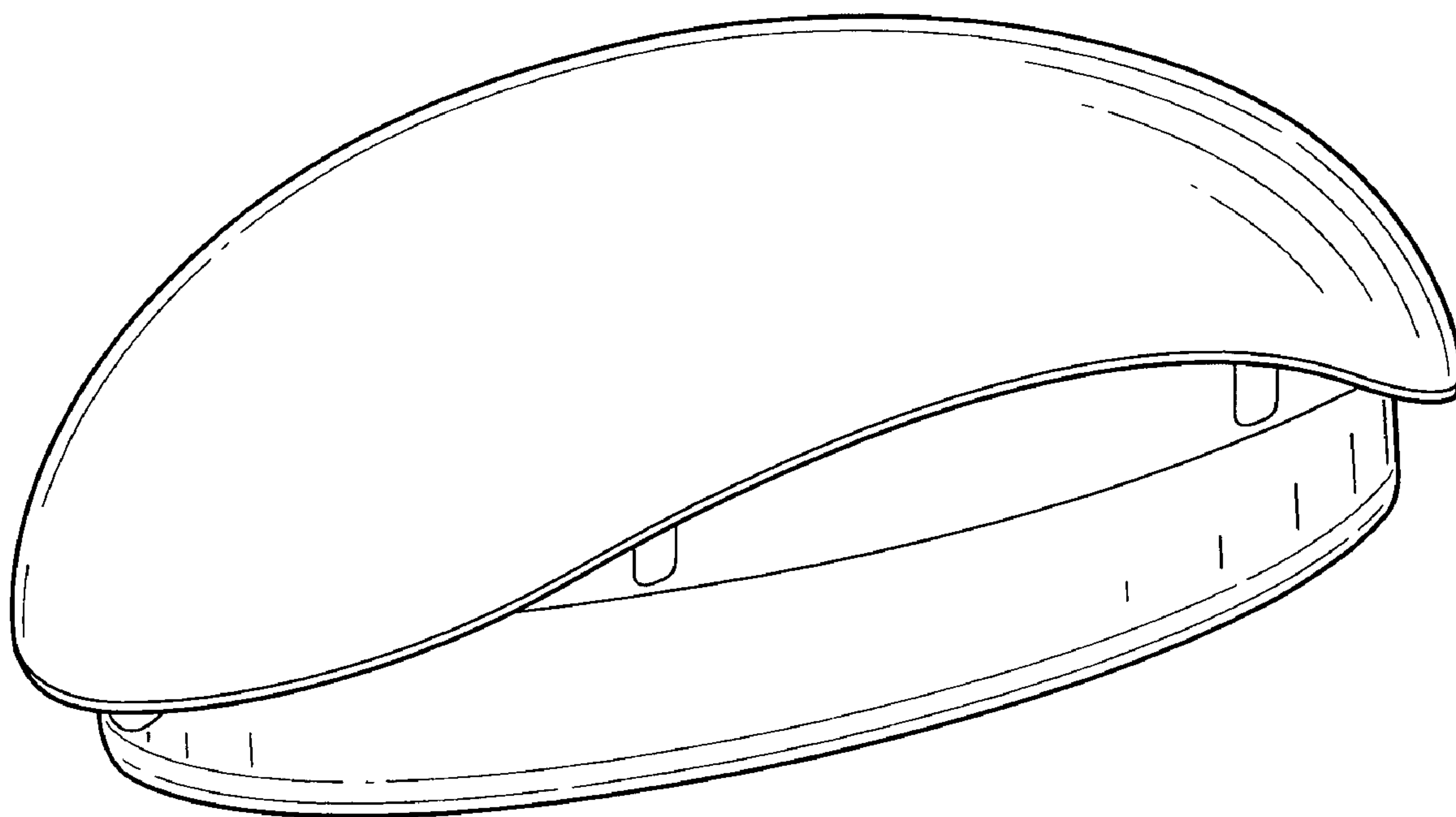


FIG. 1

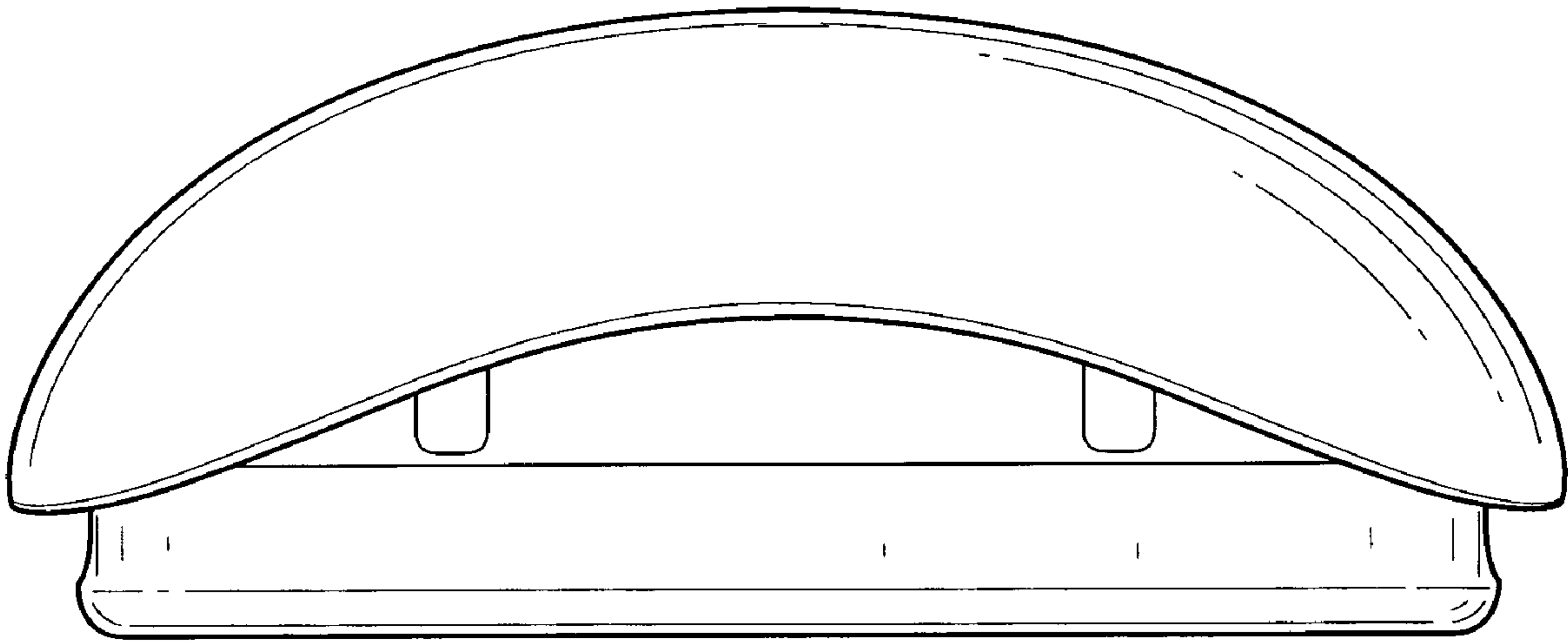


FIG. 2

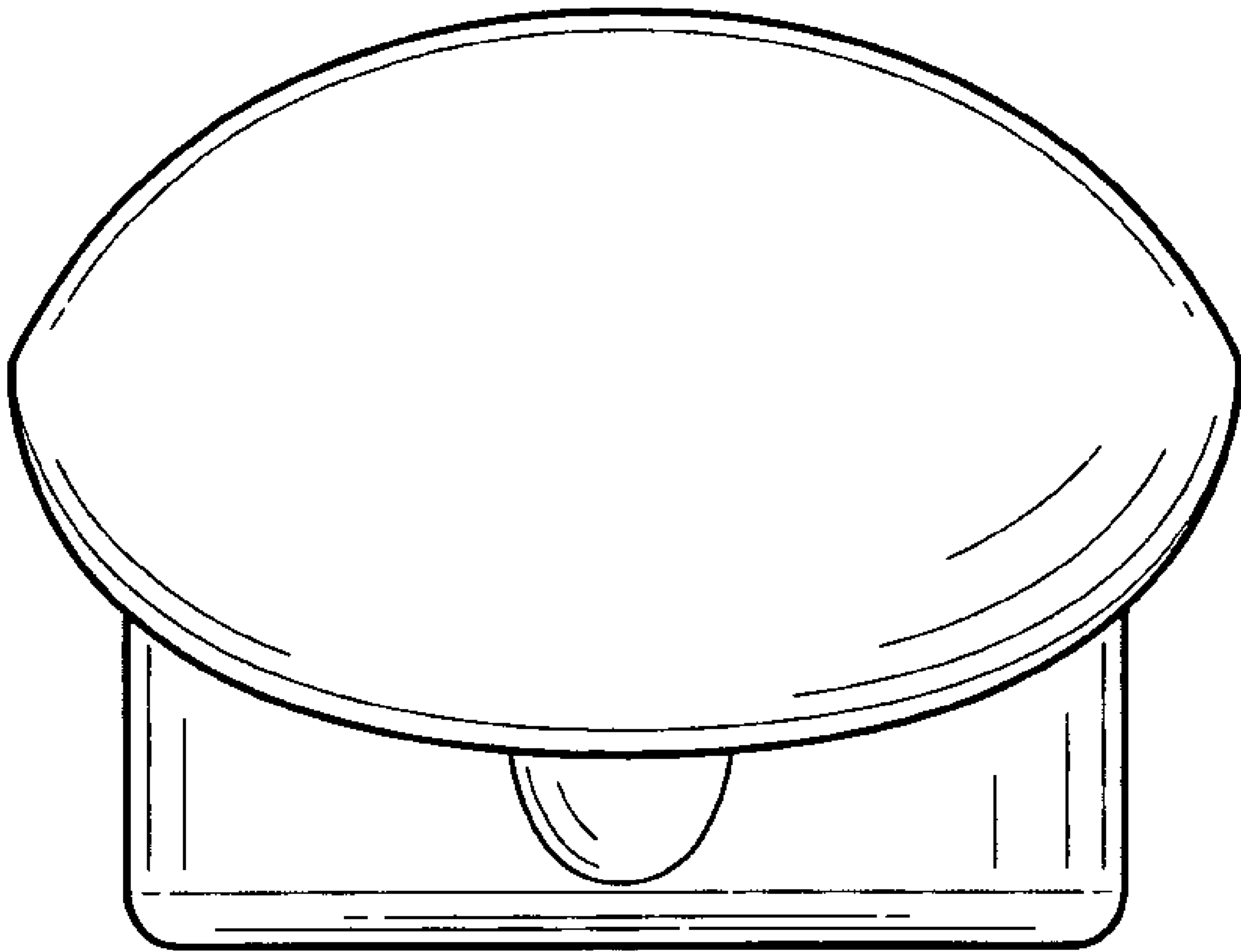


FIG. 3

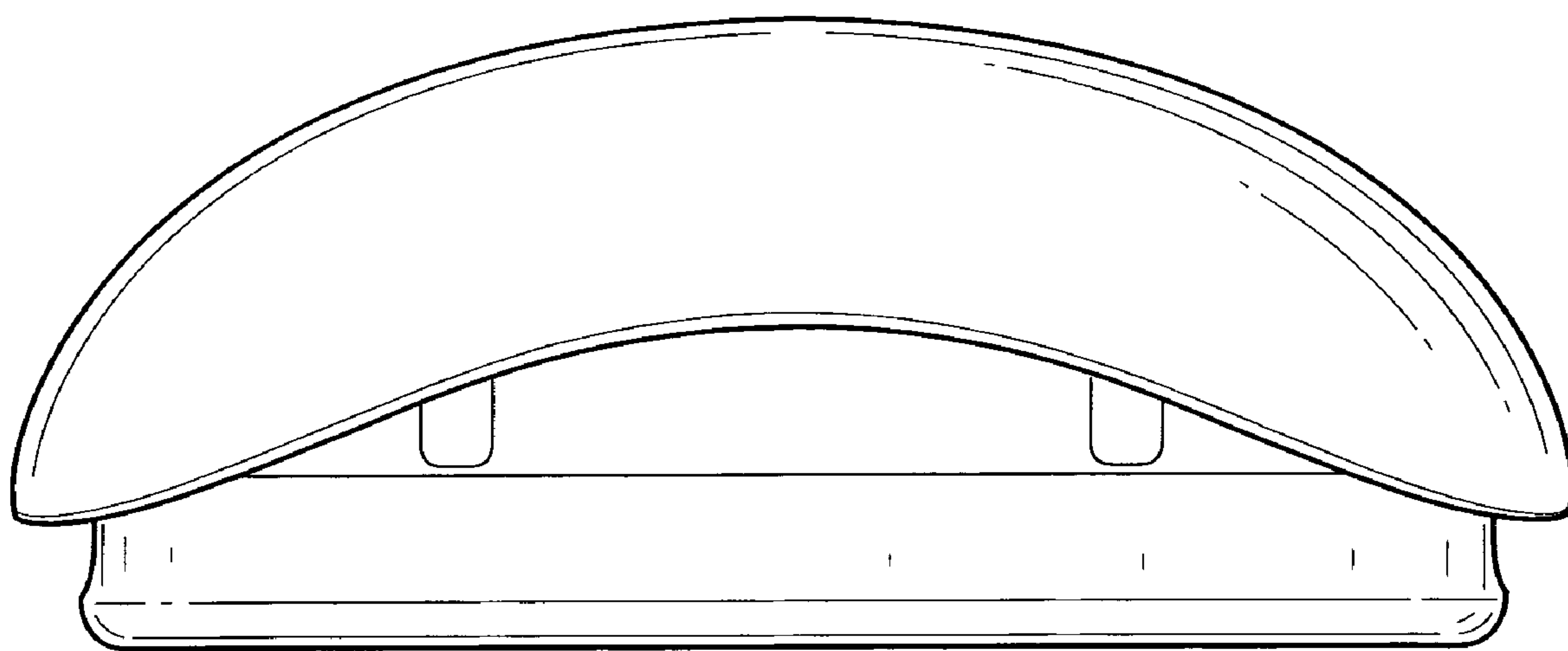


FIG. 4

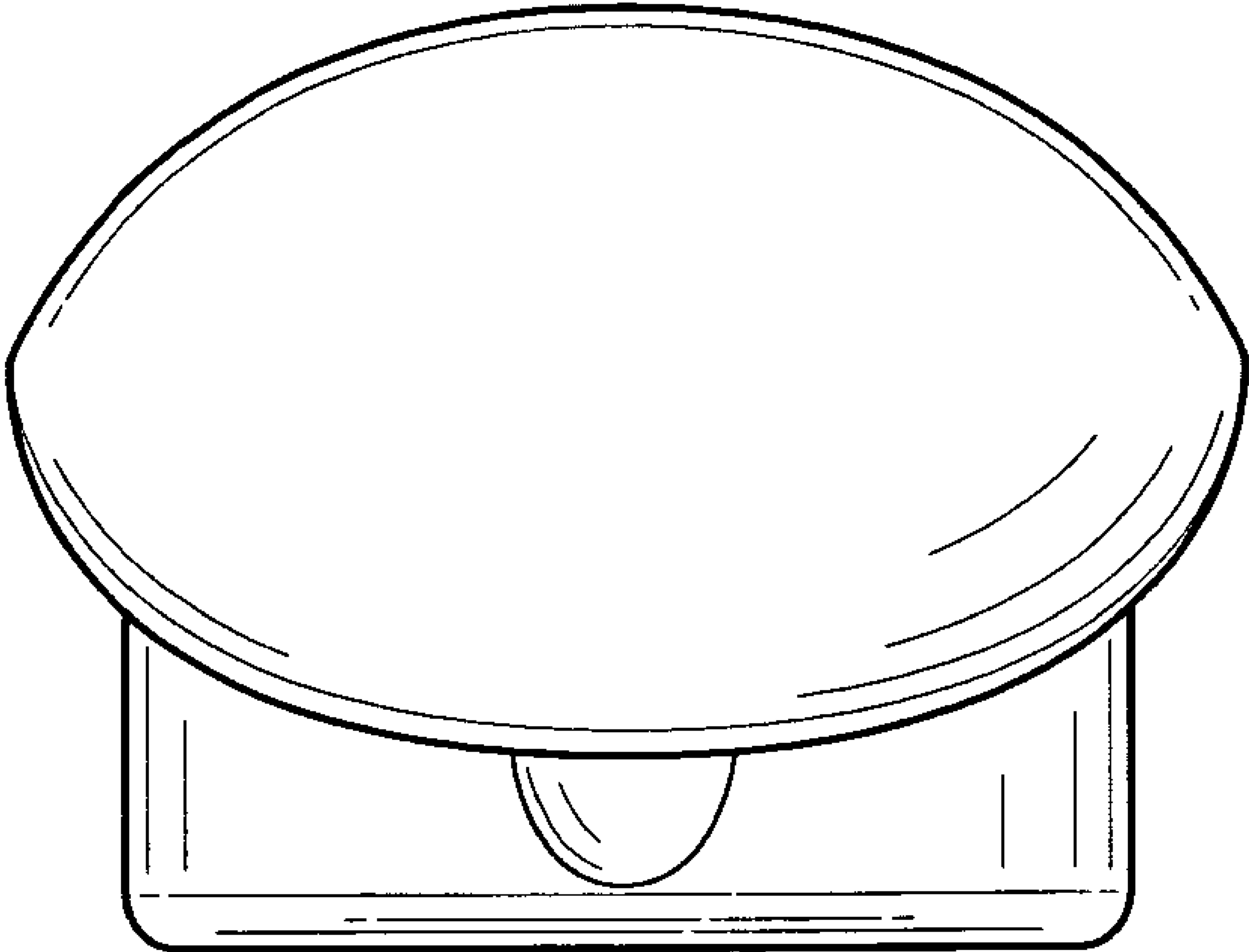


FIG. 5

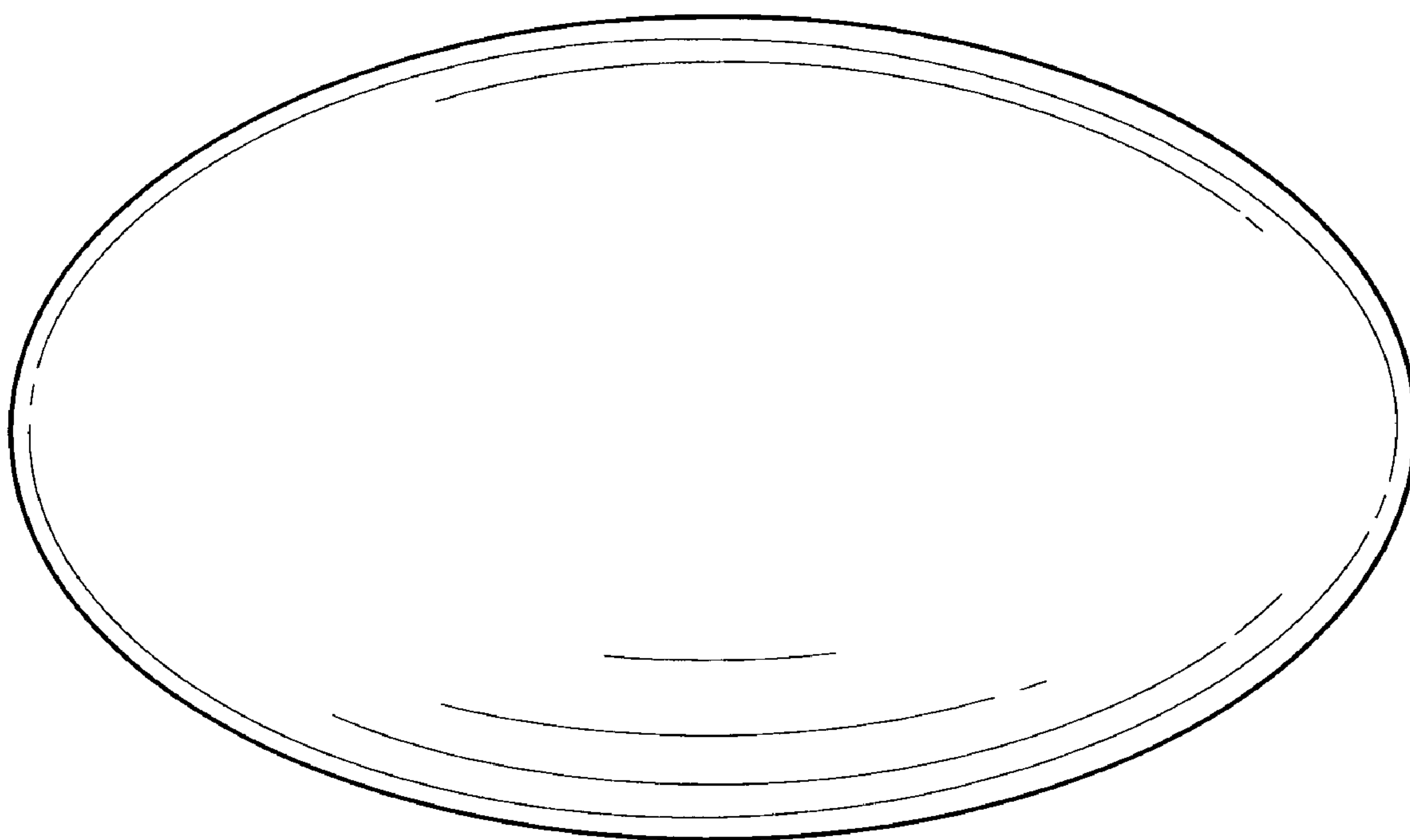


FIG. 6

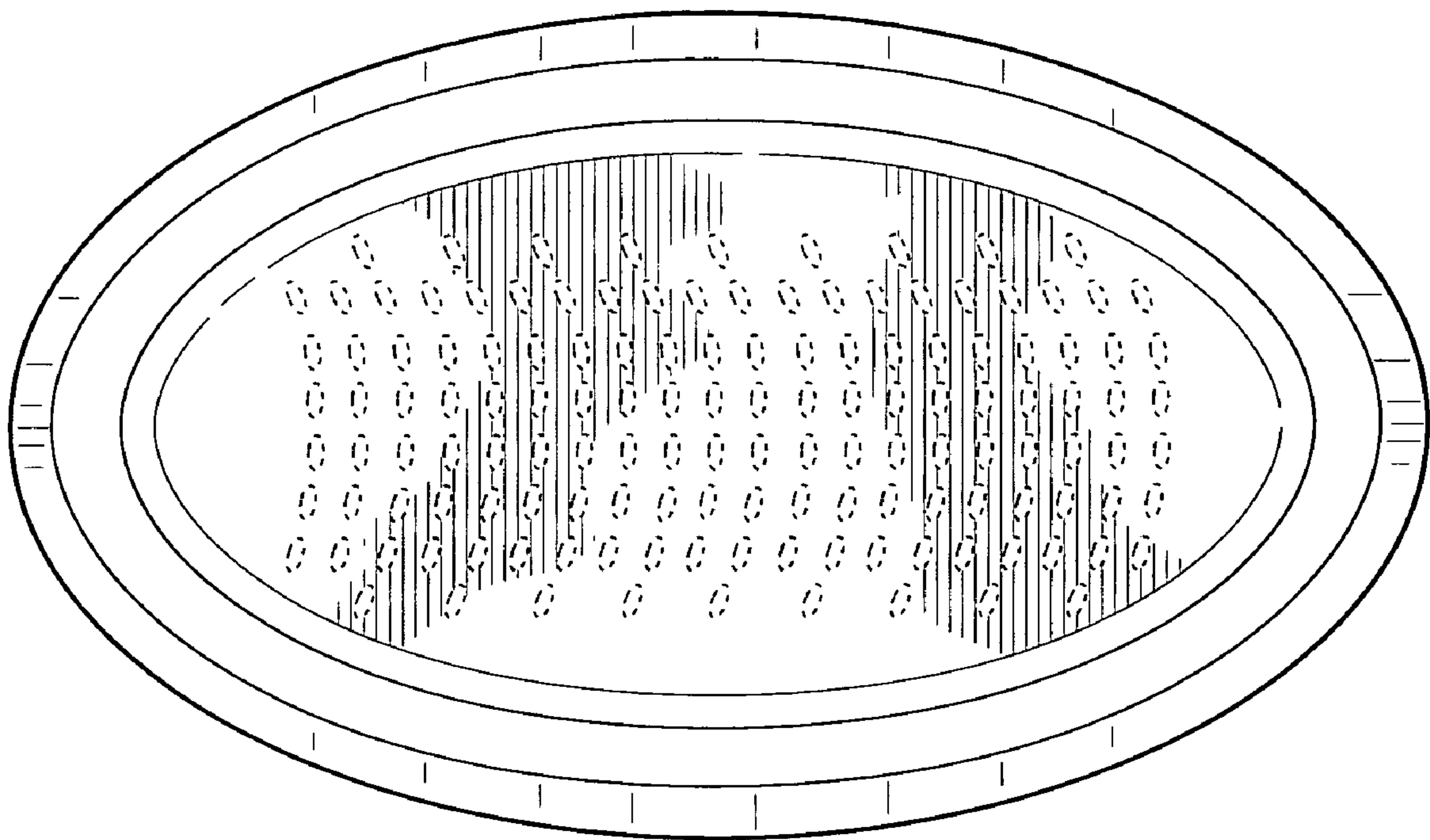


FIG. 7