

US00D596781S

(12) **United States Design Patent**
Sabernig

(10) **Patent No.:** **US D596,781 S**

(45) **Date of Patent:** **** Jul. 21, 2009**

(54) **LIGHT FIXTURE**

(75) Inventor: **Robert Sabernig**, Munster (AT)

(73) Assignee: **EGLO Leuchten GmbH**, Innsbruck (AT)

(**) Term: **14 Years**

(21) Appl. No.: **29/325,943**

(22) Filed: **Oct. 8, 2008**

(51) **LOC (9) Cl.** **26-03**

(52) **U.S. Cl.** **D26/89**

(58) **Field of Classification Search** D26/81,
D26/83, 84, 85, 88-93, 118; 362/147, 404-408
See application file for complete search history.

(56) **References Cited**

U.S. PATENT DOCUMENTS

D61,132	S	*	6/1922	Dahl	D26/88
3,212,713	A	*	10/1965	Chatten	D26/81
3,701,897	A	*	10/1972	Pennington et al.	362/278
D241,066	S	*	8/1976	Schacht	D26/81
D265,512	S	*	7/1982	Thurston	D26/85
D265,513	S	*	7/1982	Thurston	D26/85
D307,329	S	*	4/1990	Segill et al.	D26/91
RE34,449	E	*	11/1993	Segill et al.	D26/91
D559,428	S	*	1/2008	Kravitz	D26/88
D574,545	S	*	8/2008	Baldele	D26/88

OTHER PUBLICATIONS

Model #1991/3 from the "Optix" collection shown on p. 205 of the E.L.K. Lighting Catalog © 2009.*

Model#6740-6H from the "Garbo" collection shown on p. 31 of the AF Lighting Catalog © 2007.*

Triarch International; Luna Prism Round 13-Light 3-tier Chandelier; Product No. 395; printed from Modern Lighting Universe Catalog on Dec. 22, 2008.

Triarch International; Swizzle Round 8-Light Chandelier; Product No. 1426; printed from Modern Lighting Universe Catalog on Dec. 22, 2008.

* cited by examiner

Primary Examiner—Clare E Heflin

(74) *Attorney, Agent, or Firm*—Baker & McKenzie LLP

(57) **CLAIM**

The ornamental design for a light fixture, as shown and described.

DESCRIPTION

FIG. 1 is a bottom perspective view of a light fixture in accordance with my design;

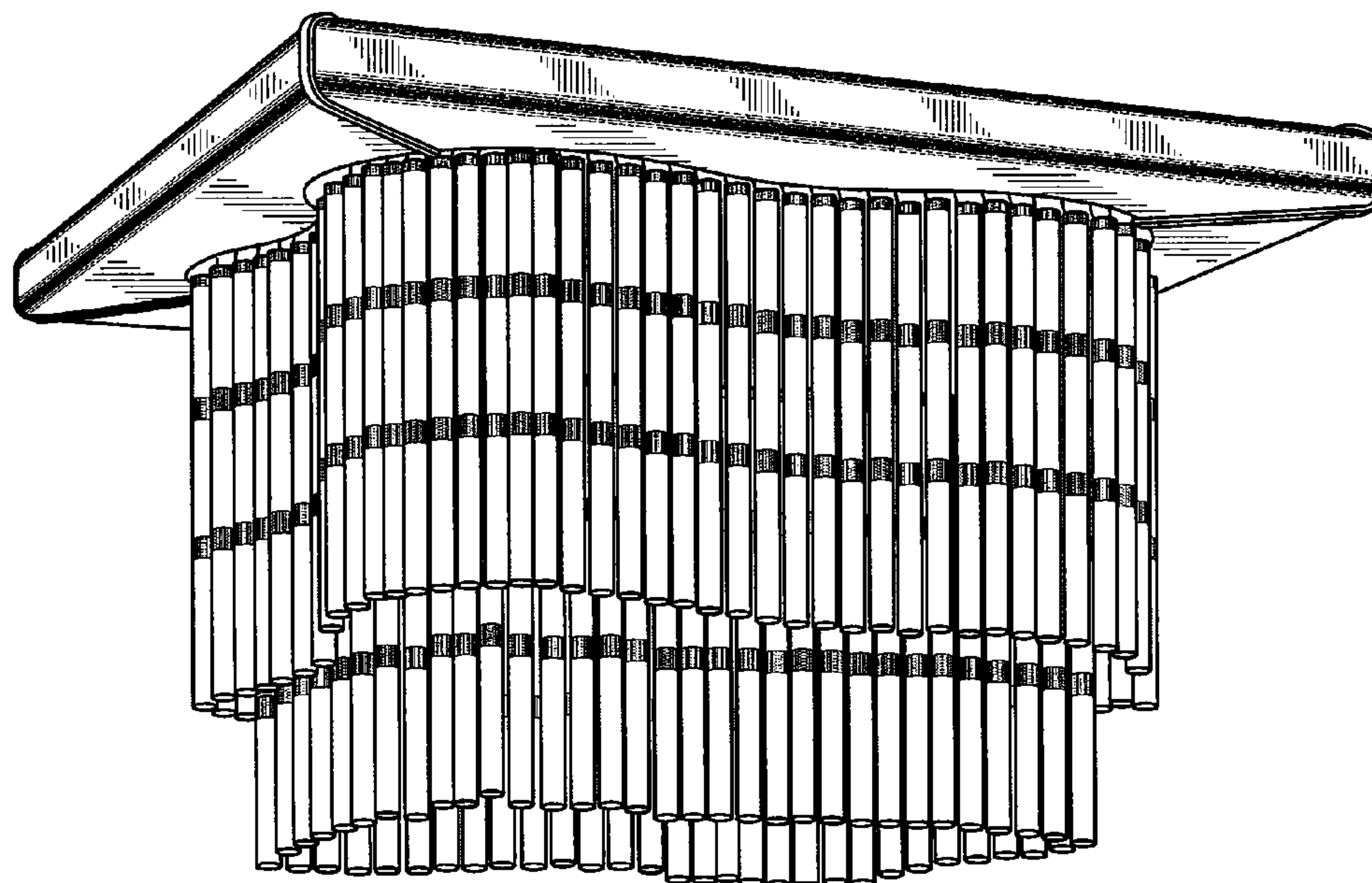
FIG. 2 is a side elevation view of the light fixture in accordance with my design, all side views being substantially identical;

FIG. 3 is a top plan view of the light fixture in accordance with my design; and,

FIG. 4 is a bottom plan view of the light fixture in accordance with my design.

The broken lines showing environmental structure are for illustrative purposes only and form no part of the claimed design.

1 Claim, 2 Drawing Sheets



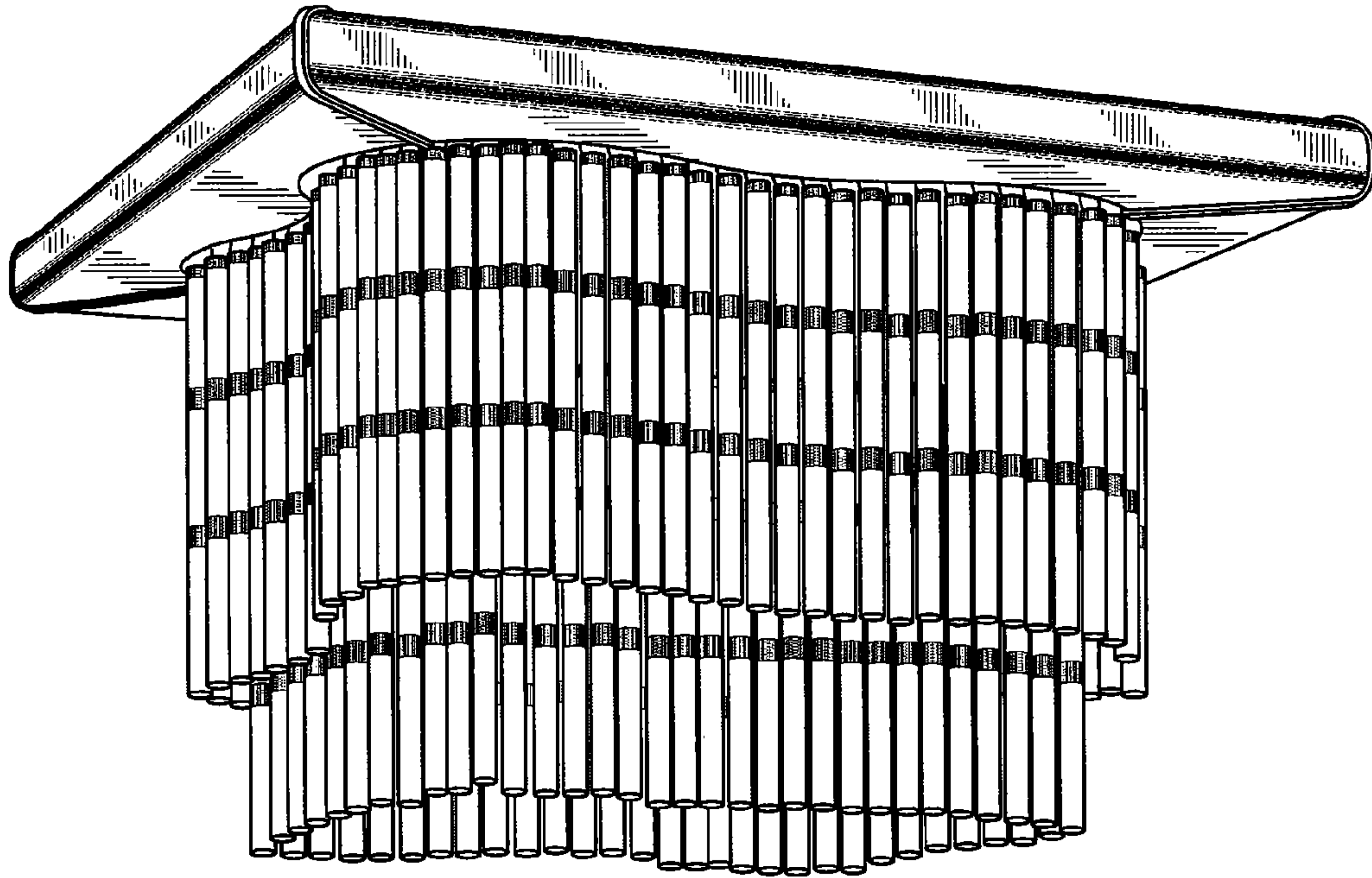


Fig.1

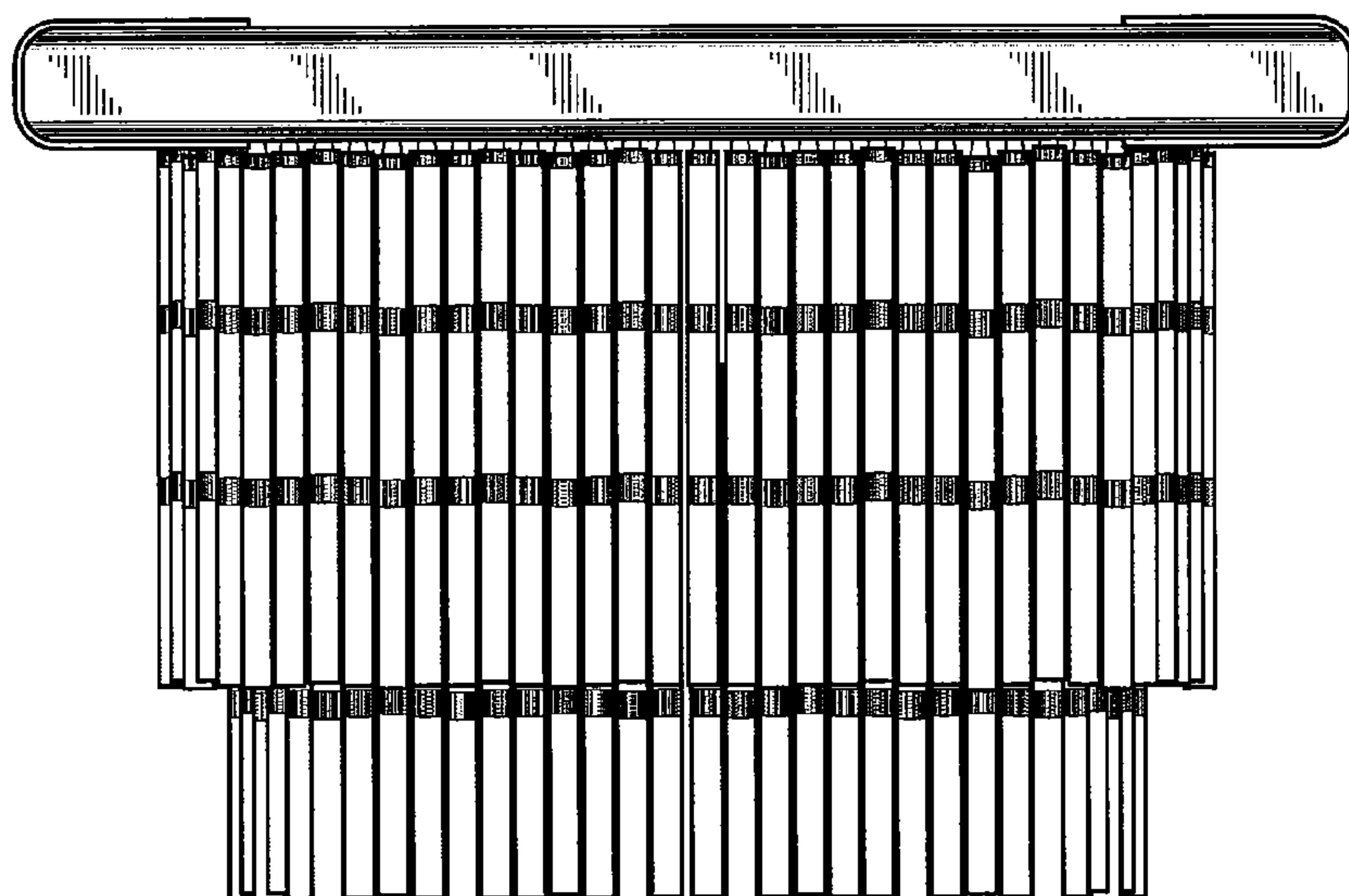


Fig.2

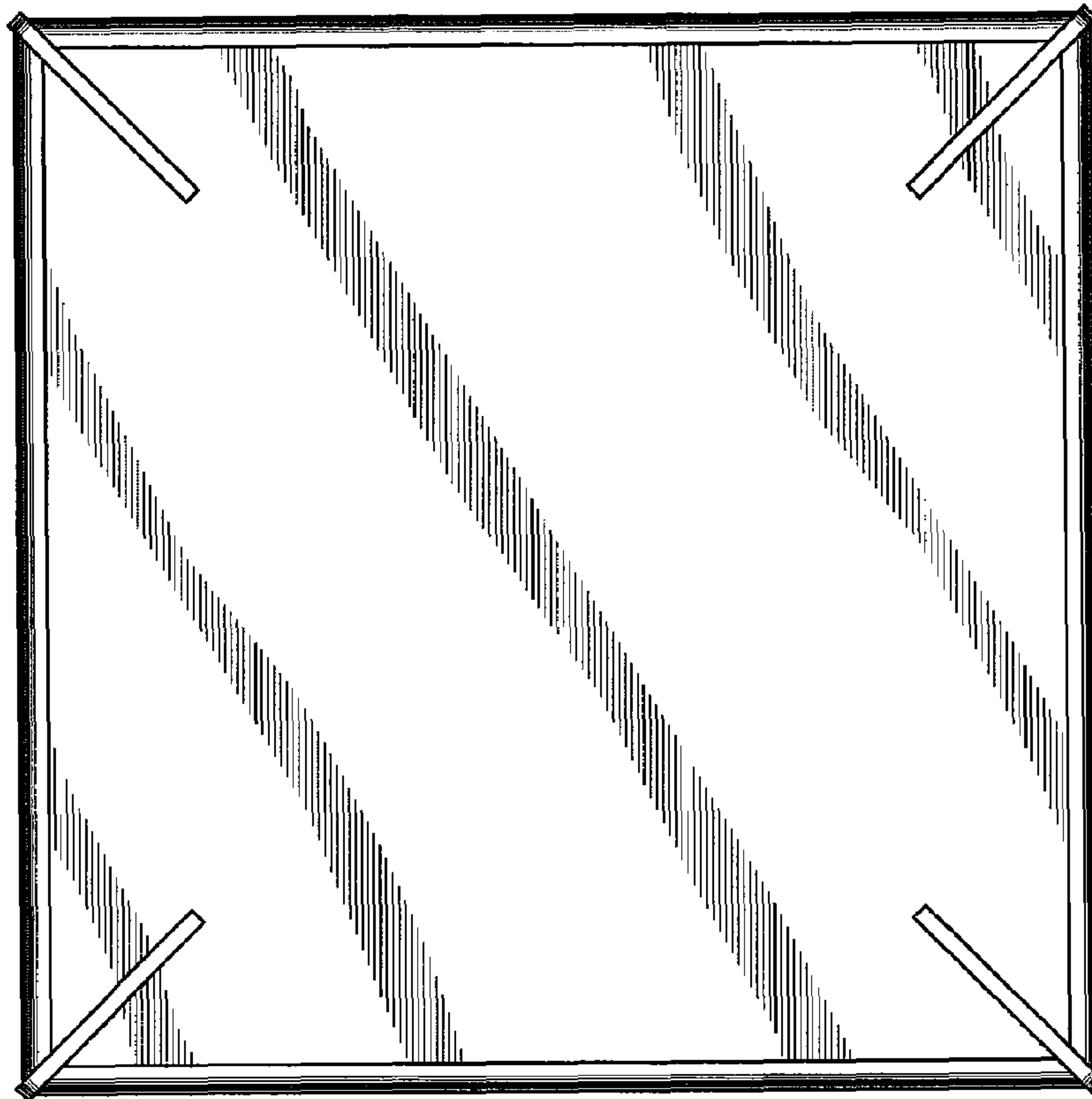


Fig.3




Fig.4