



US00D596744S

(12) **United States Design Patent**  
**Hull, Jr. et al.**

(10) **Patent No.:** **US D596,744 S**  
(45) **Date of Patent:** **\*\* Jul. 21, 2009**

(54) **PERSONAL CARE DEVICE**

(75) Inventors: **Raymond J. Hull, Jr.**, Hampton, NJ  
(US); **Elysha Schafer Huntington**, New  
York, NY (US)

(73) Assignee: **Johnson & Johnson Consumer  
Companies, Inc.**, Skillman, NJ (US)

(\*\*) Term: **14 Years**

(21) Appl. No.: **29/297,076**

(22) Filed: **Nov. 2, 2007**

(51) **LOC (9) Cl.** ..... **24-01**

(52) **U.S. Cl.** ..... **D24/146; D24/133**

(58) **Field of Classification Search** ..... D24/133,  
D24/122, 147, 146; D4/138; 606/131, 10,  
606/3, 9, 14; 451/87, 90, 99; 604/29; 607/88,  
607/89, 91; D28/56-59

See application file for complete search history.

(56) **References Cited**

**U.S. PATENT DOCUMENTS**

3,596,661	A *	8/1971	Motz	.....	606/131
D406,899	S *	3/1999	Cottle	.....	D24/215
6,503,256	B2 *	1/2003	Parkin et al.	.....	606/131
D491,729	S *	6/2004	Woodnorth et al.	.....	D4/138
D497,425	S *	10/2004	McQuaid	.....	D24/122
D500,854	S *	1/2005	Eichel	.....	D24/146
6,887,260	B1 *	5/2005	McDaniel	.....	607/88
D523,144	S *	6/2006	Wenger et al.	.....	D24/155
D533,943	S *	12/2006	Chen	.....	D24/146

7,204,846	B2 *	4/2007	Suzuki	.....	607/88
D551,051	S *	9/2007	Wang	.....	D8/107
D568,473	S *	5/2008	Ashiwa et al.	.....	D24/146
D574,491	S *	8/2008	Baxter et al.	.....	D24/130
7,494,503	B2 *	2/2009	McDaniel	.....	607/88

**OTHER PUBLICATIONS**

SanDisk Sansa Shaker (512 MB, Blue), MP3 Player, SanDisk Corp.,  
(US Marketplace: Apr. 18, 2007).

\* cited by examiner

*Primary Examiner*—Ian Simmons

*Assistant Examiner*—Anna J Burmeister

(74) *Attorney, Agent, or Firm*—Karen G. Horowitz

(57) **CLAIM**

We claim an ornamental design for a personal care device, as  
shown and described.

**DESCRIPTION**

FIG. 1 is a front perspective view of personal care device,  
showing my new design.

FIG. 2 is a front elevational view thereof.

FIG. 3 is a side elevational view thereof.

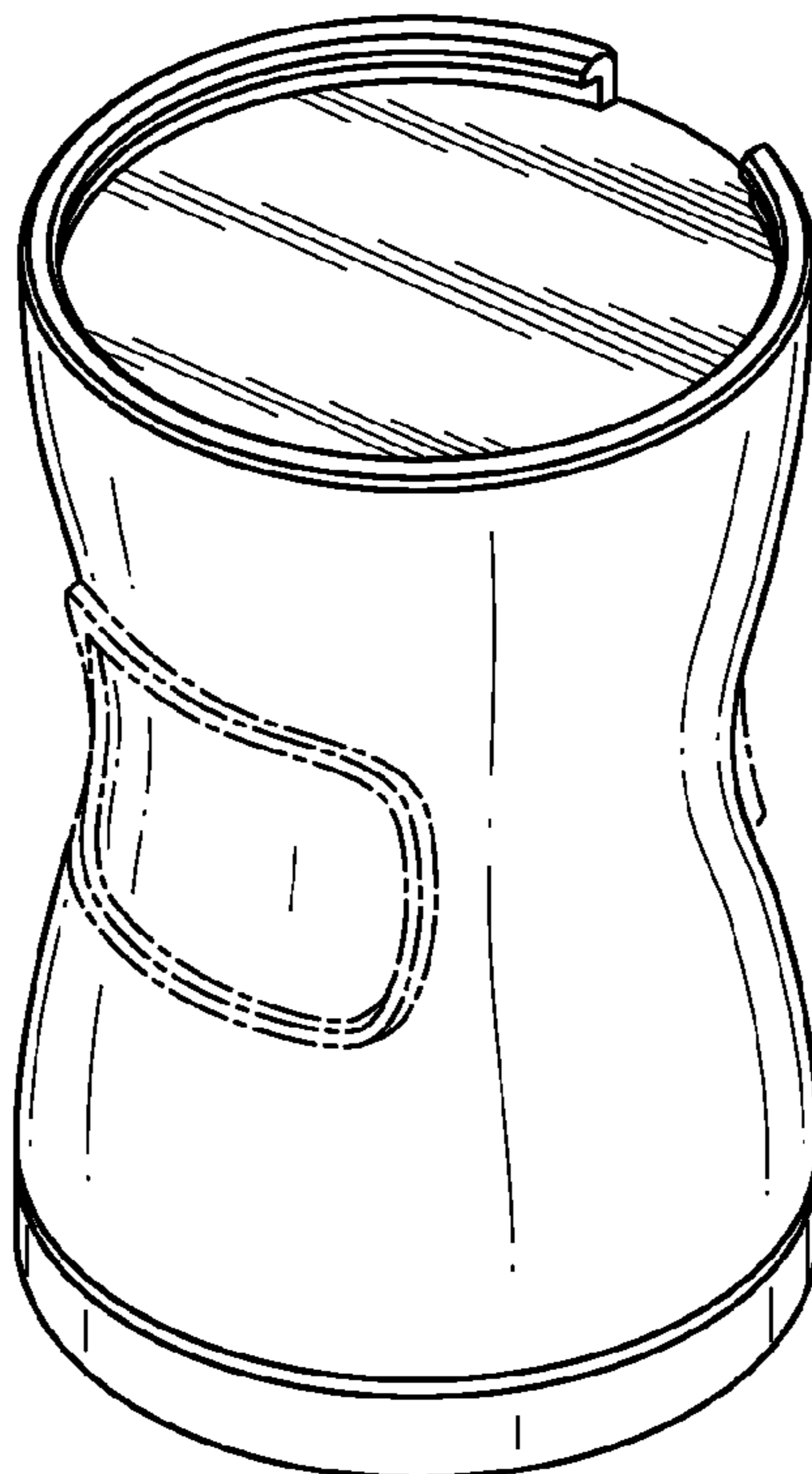
FIG. 4 is a bottom plan view thereof.

FIG. 5 is a top plan view thereof; and,

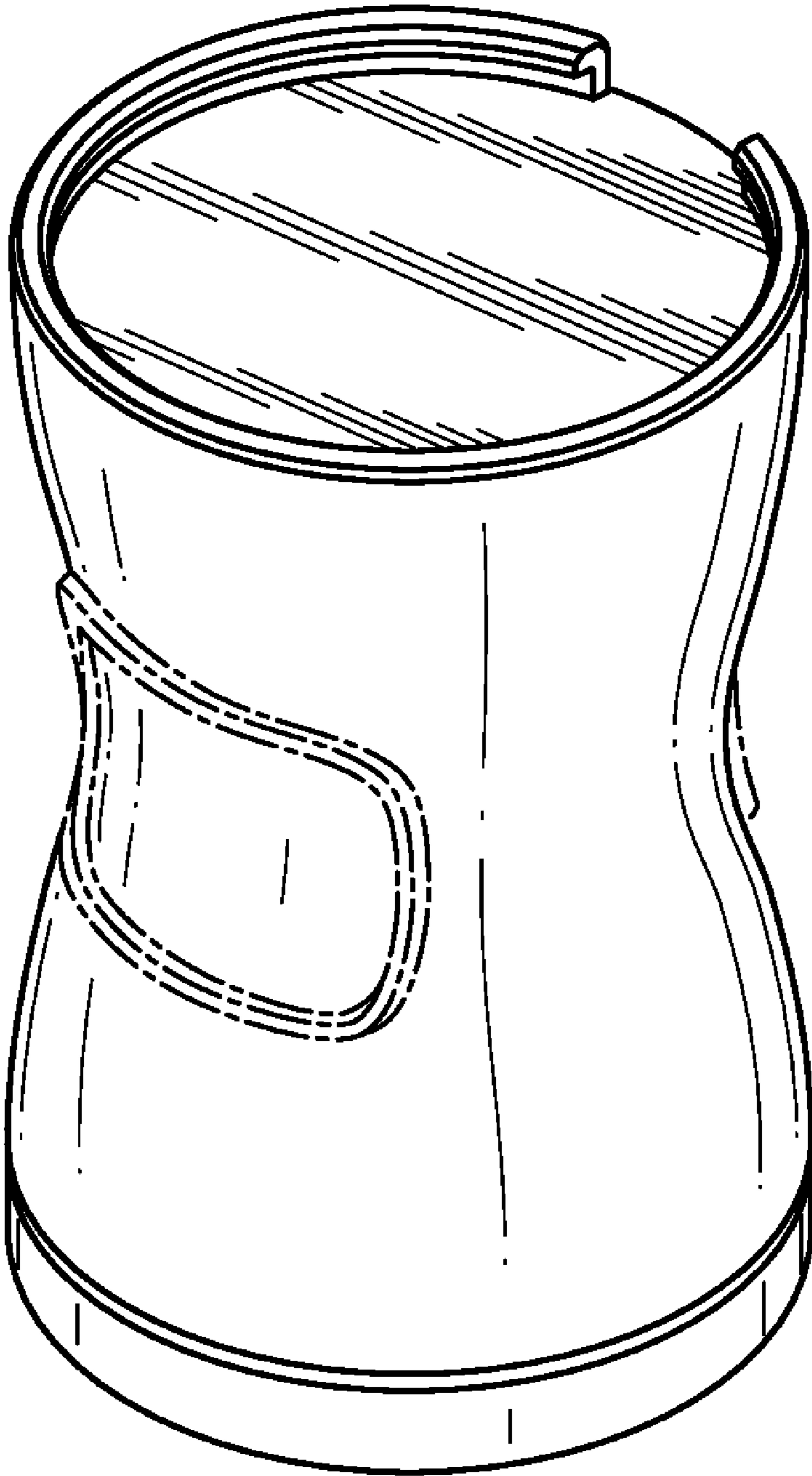
FIG. 6 is a rear elevational view thereof.

The broken lines shown in the drawings are for illustrative  
purposes only and form no part of the claimed design.

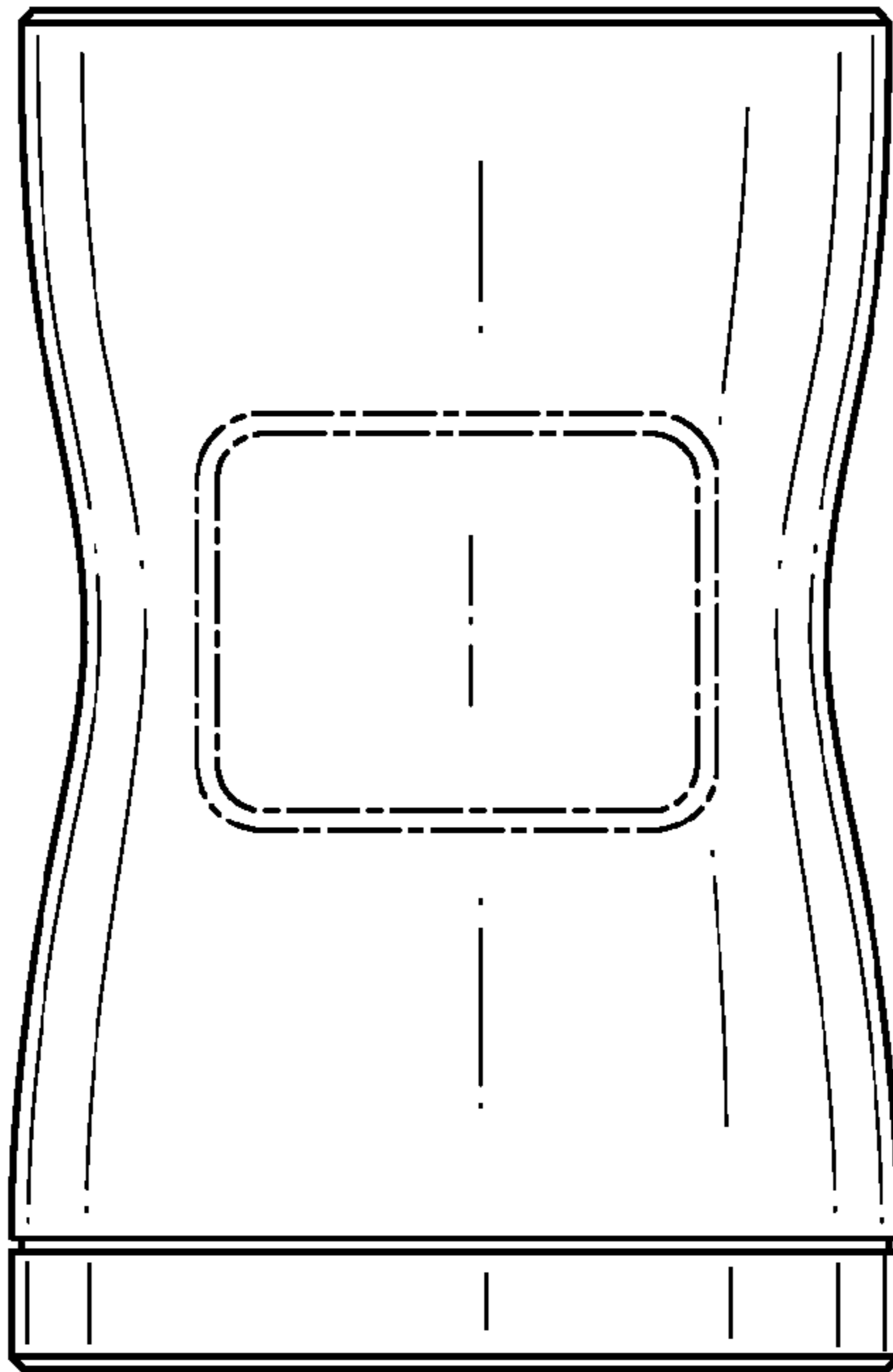
**1 Claim, 4 Drawing Sheets**



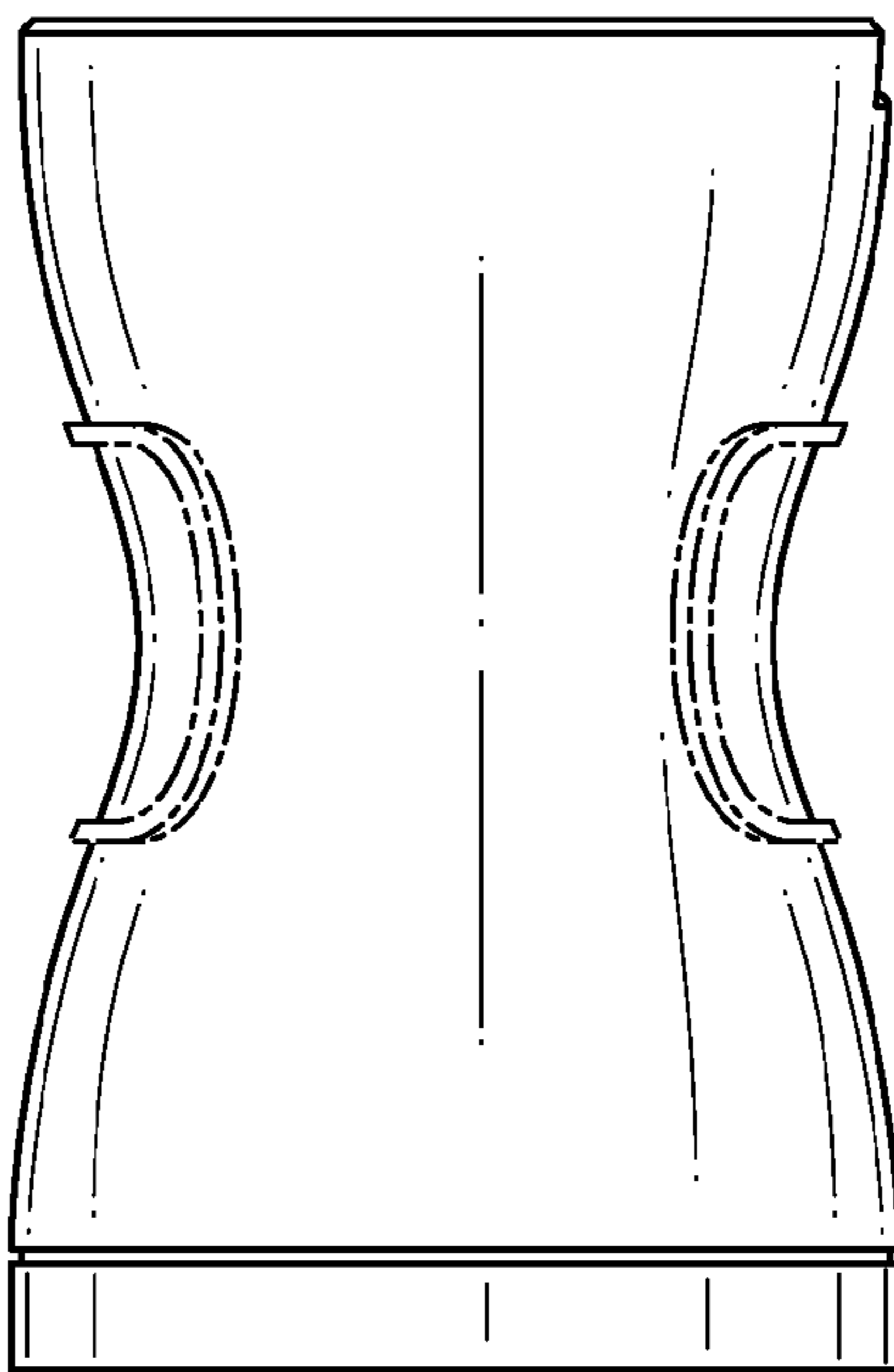
**FIG. 1**



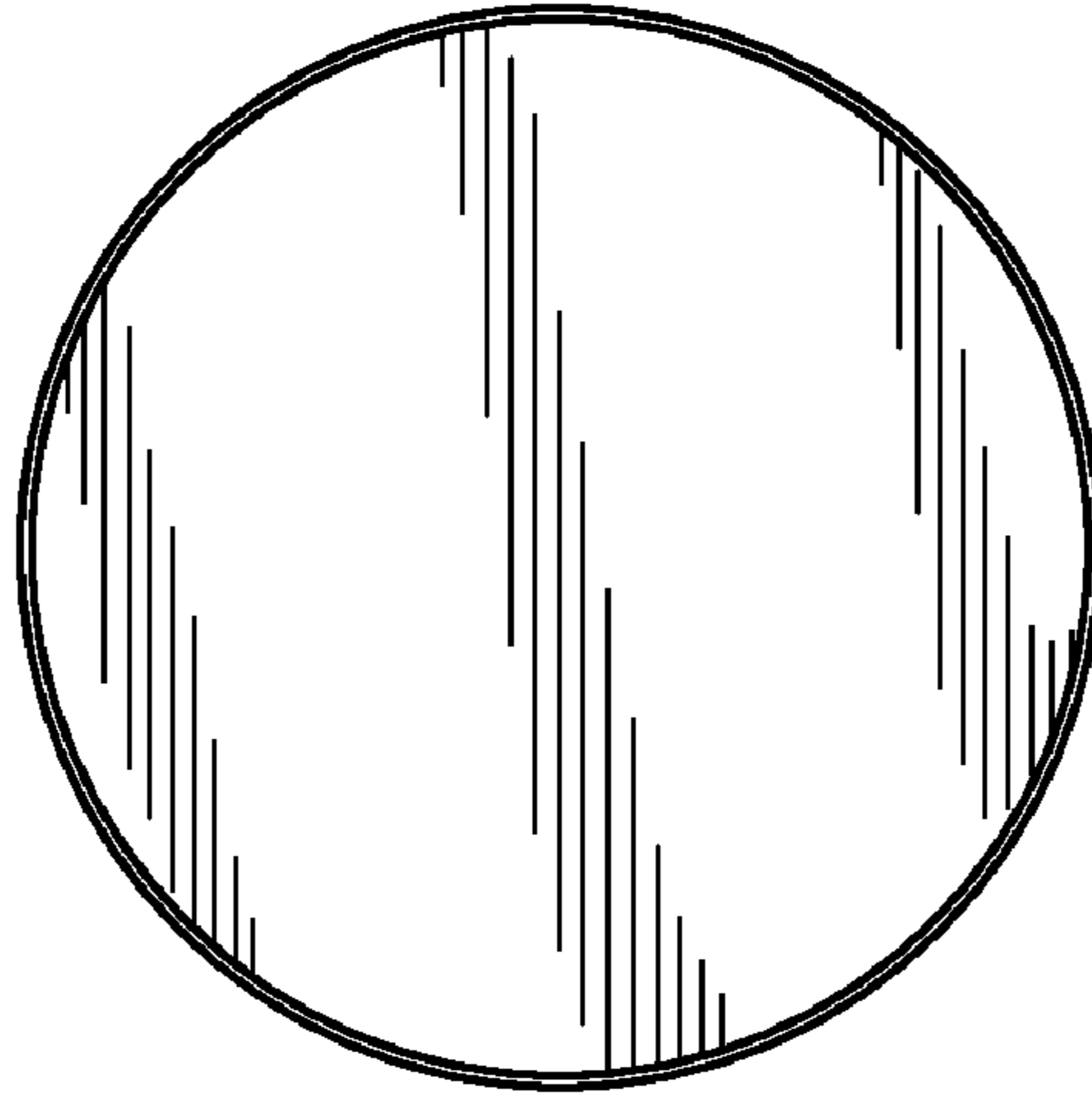
**FIG. 2**



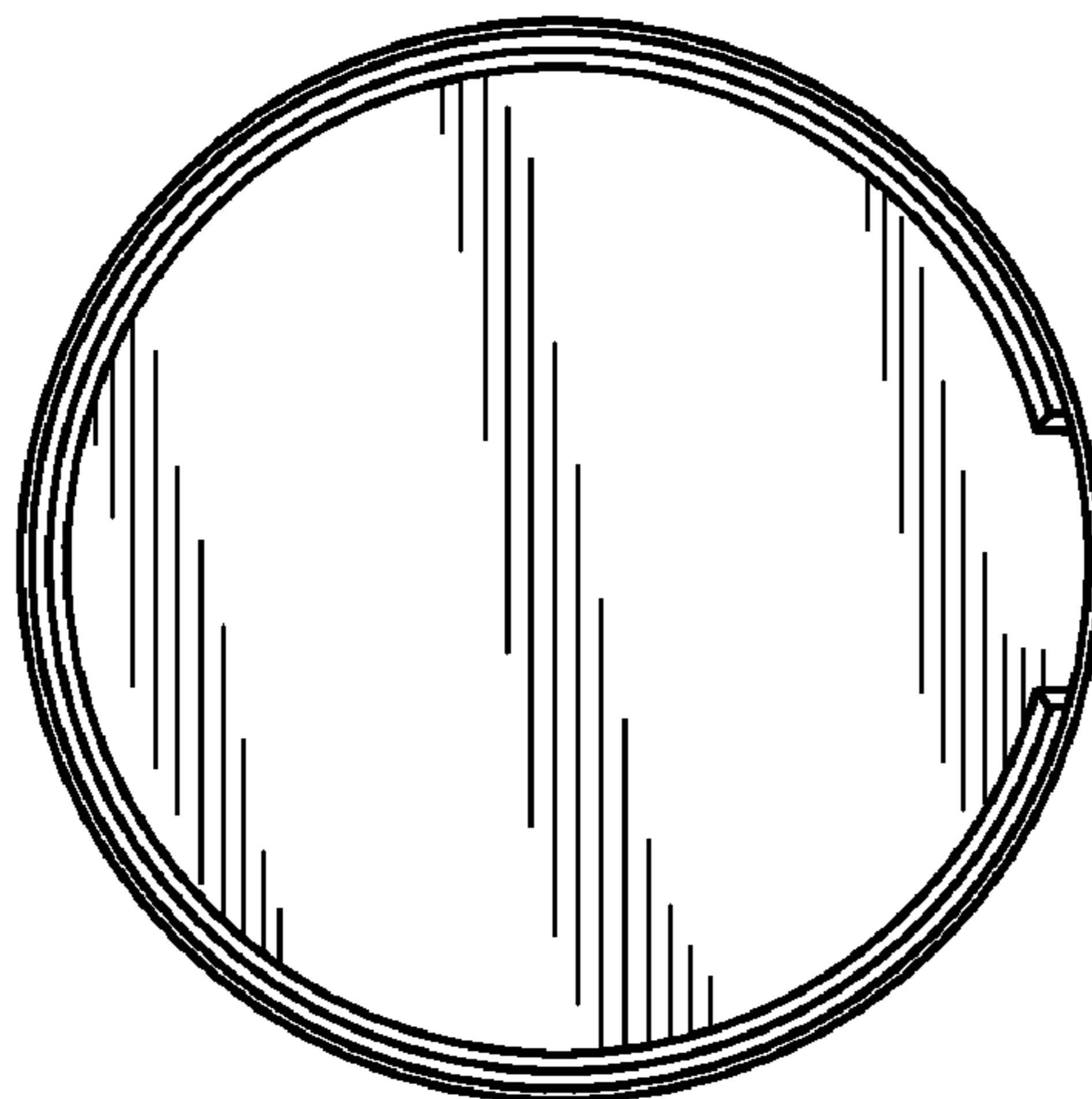
**FIG. 3**



**FIG. 4**



**FIG. 5**



**FIG. 6**

