



US00D596715S

(12) **United States Design Patent**
Haug et al.

(10) **Patent No.:** **US D596,715 S**
(45) **Date of Patent:** **** Jul. 21, 2009**

(54) **FAUCET HANDLE**

D592,281 S * 5/2009 Eilmus D23/252

(75) Inventors: **Andreas Haug**, Stuttgart (DE); **Peter Kolin**, Schwäbisch Gmünd (DE)

(73) Assignee: **Hansgrohe AG**, Schiltach (DE)

(**) Term: **14 Years**

(21) Appl. No.: **29/323,181**

(22) Filed: **Aug. 20, 2008**

(30) **Foreign Application Priority Data**

Feb. 27, 2008 (EP) 000887716

(51) **LOC (9) Cl.** **23-01**

(52) **U.S. Cl.** **D23/254**

(58) **Field of Classification Search** D23/238–243,
D23/250–254; 4/675–677; 137/801, 359;
16/110.1; D8/300, 307–310, 350–358; D6/525,
D6/546, 550, 800

See application file for complete search history.

(56) **References Cited**

U.S. PATENT DOCUMENTS

D405,162 S * 2/1999 Doughty et al. D23/250
D409,288 S * 5/1999 Hyde D23/250
D514,203 S * 1/2006 Kulig D23/252
D568,080 S * 5/2008 Bickler et al. D6/550
D570,962 S * 6/2008 Dolan D23/250
D579,529 S * 10/2008 Bickler et al. D23/254

OTHER PUBLICATIONS

Brochure—ACQUA, 2 pgs., Argo Rubinetterie, Novarese, Italy (at least as early as Mar. 11, 2006).

Brochure—Blair Haus Collection, 3 pgs., Whitehaus Collection, West Haven, CT (at least as early as May 10, 2005).

Brochure—Symmons Kitchen & Bath Products, 3 pgs., Symmons Industries, Inc., Braintree, MA (at least as early as Apr. 2003).

Brochure—Kohler Faucet Upgrade 2006, 3 pgs., Kohler Co., Kohler, WI (at least as early as Apr. 2006).

* cited by examiner

Primary Examiner—Robert A Delehanty

(74) *Attorney, Agent, or Firm*—Nirav D. Parikh; Edgar A. Zarins

(57) **CLAIM**

The ornamental design for a faucet handle, as shown and described.

DESCRIPTION

FIG. 1 is a front perspective view of a faucet handle showing our design;

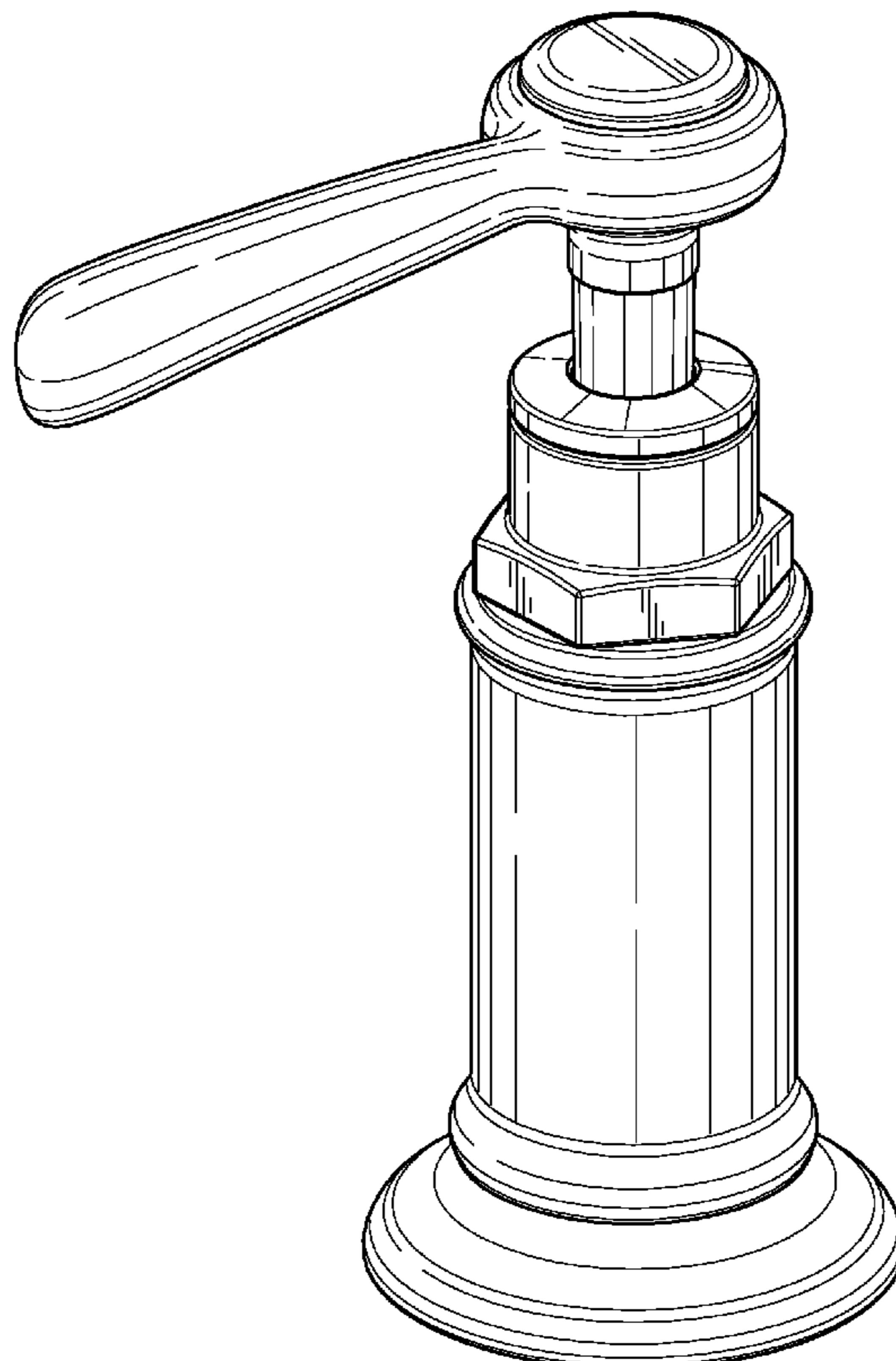
FIG. 2 is a front elevational view thereof;

FIG. 3 is a rear elevational view thereof;

FIG. 4 is a left side elevational view thereof; the right side elevational view being a mirror image thereof; and,

FIG. 5 is a top plan view thereof.

1 Claim, 5 Drawing Sheets



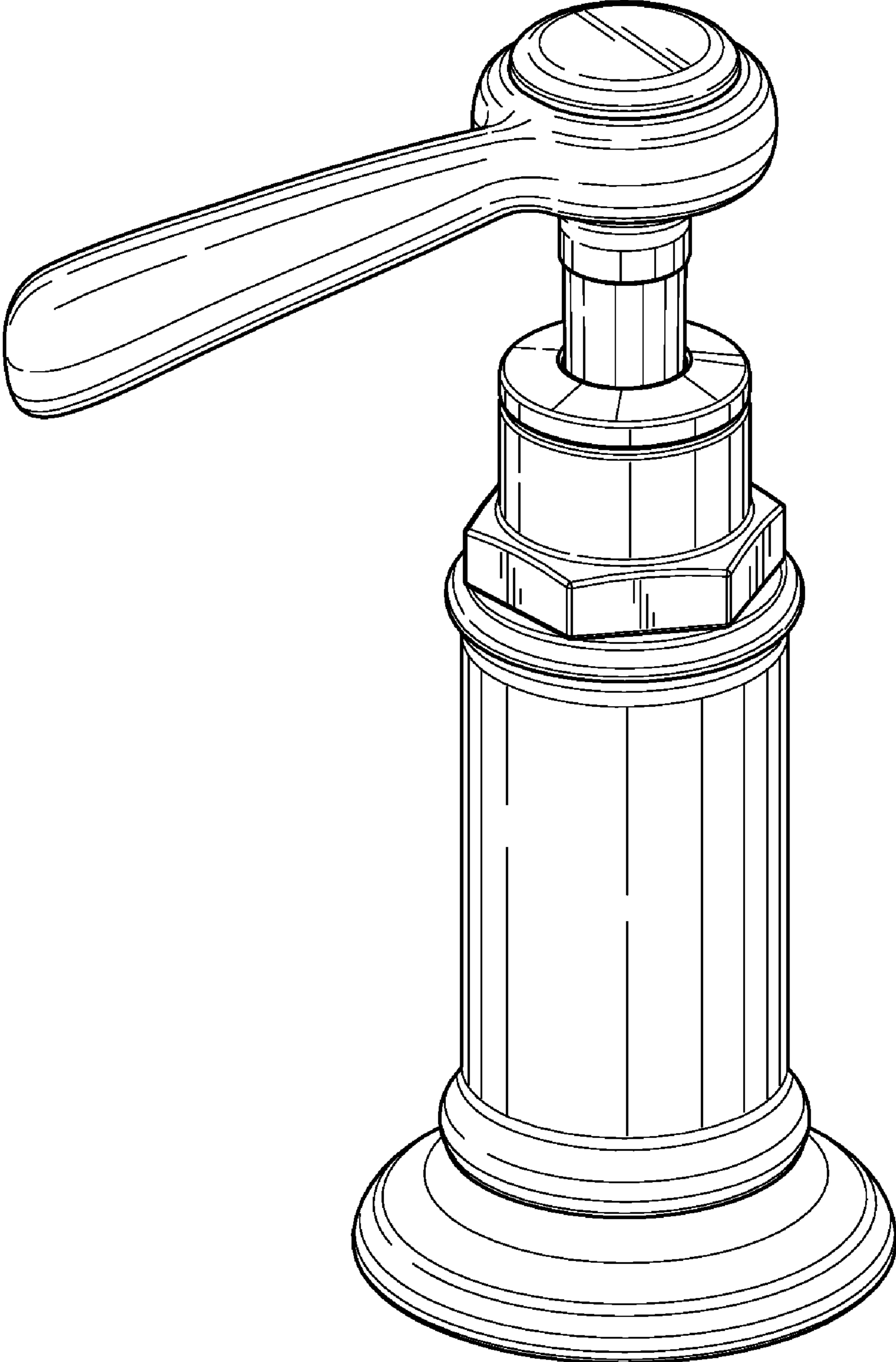


FIG. 1

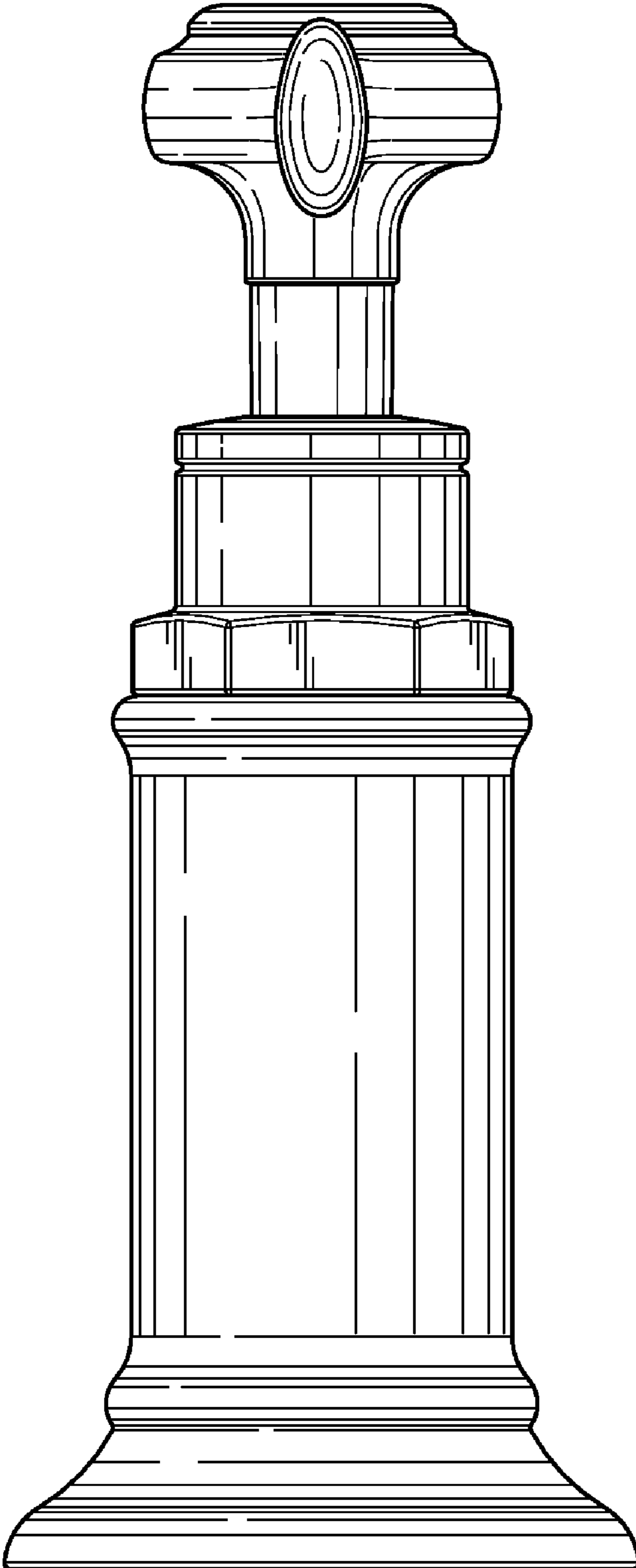


FIG. 2

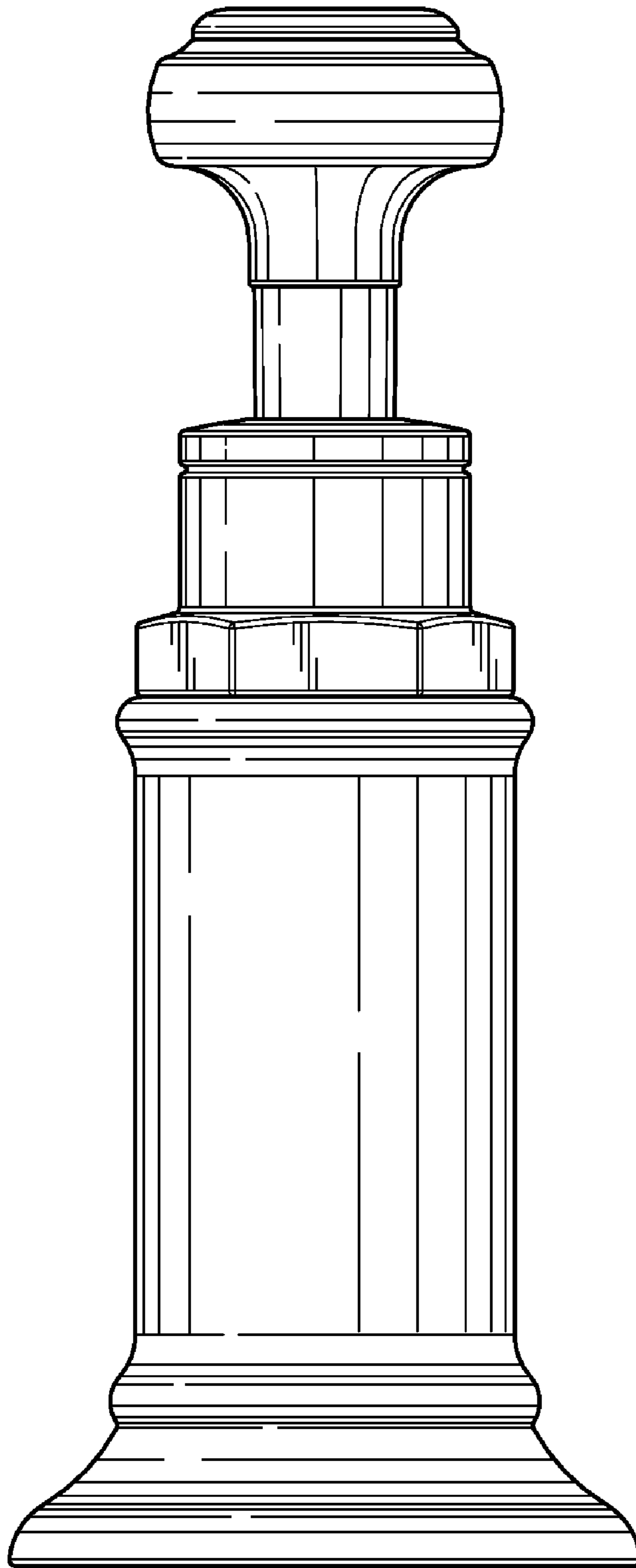


FIG. 3

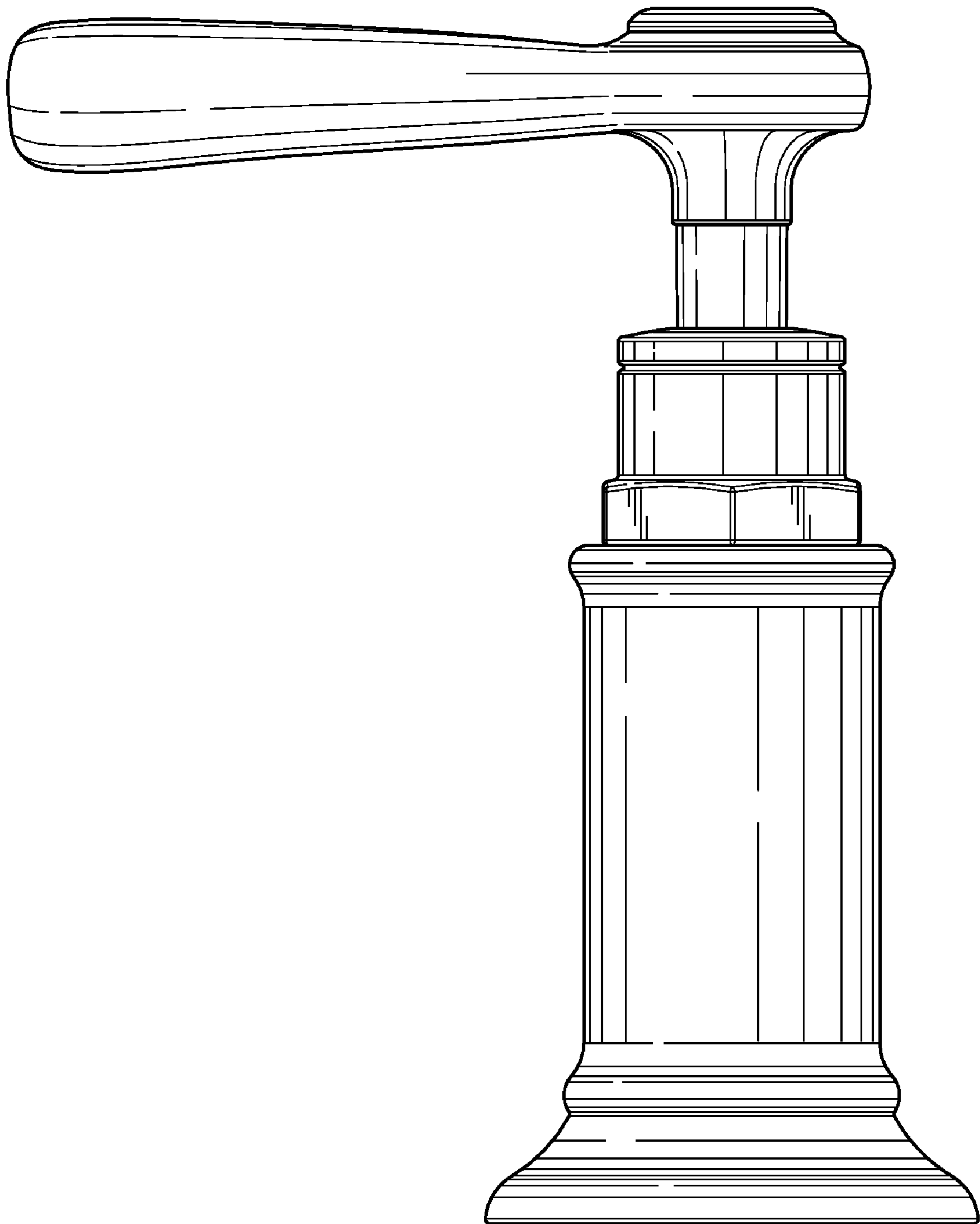


FIG. 4

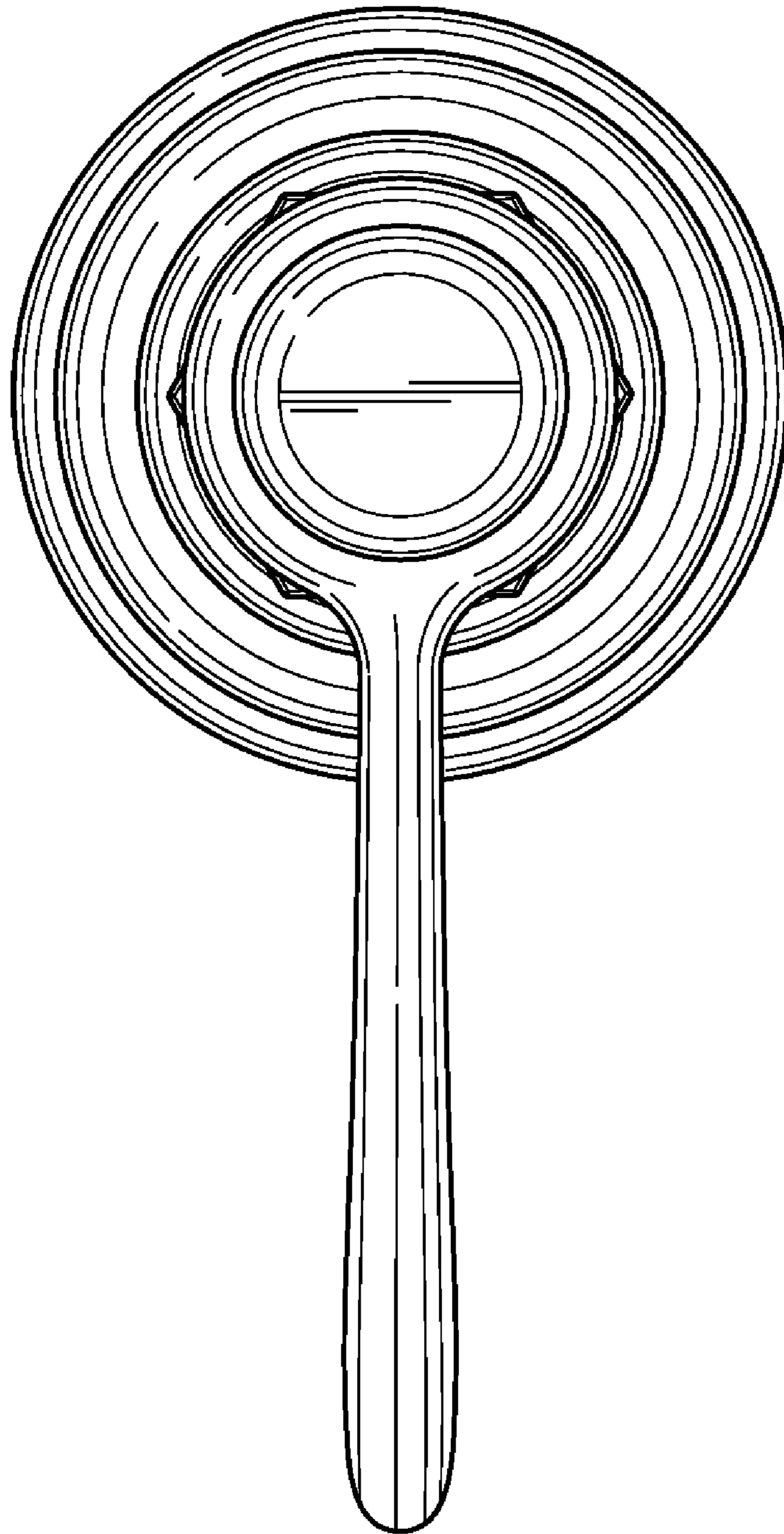


FIG. 5