



US00D596712S

(12) **United States Design Patent**
Schoenherr et al.

(10) **Patent No.:** **US D596,712 S**
(45) **Date of Patent:** **** Jul. 21, 2009**

(54) **FAUCET HANDLE**

D572,345 S * 7/2008 Wang D23/238
D583,034 S * 12/2008 Jones et al. D23/309

(75) Inventors: **Tom Schoenherr**, Stuttgart (DE); **Anke Salomon**, Stuttgart (DE)

* cited by examiner

(73) Assignee: **Hansgrohe AG**, Schiltach (DE)

Primary Examiner—Robert A Delehanty
(74) *Attorney, Agent, or Firm*—Nirav D. Parikh; Edgar A. Zarins

(**) Term: **14 Years**

(21) Appl. No.: **29/322,643**

(57) **CLAIM**

(22) Filed: **Aug. 8, 2008**

The ornamental design for a faucet handle, as shown and described.

(51) **LOC (9) Cl.** **23-01**

(52) **U.S. Cl.** **D23/252**

(58) **Field of Classification Search** D23/238–243,
D23/250–254; 4/675–677; 137/801, 359;
16/110.1; D8/300, 307–310, 350–358; D6/525,
D6/546, 550, 800

DESCRIPTION

See application file for complete search history.

FIG. 1 is a front perspective view of a faucet handle showing our design;

FIG. 2 is a front elevational view thereof;

FIG. 3 is a rear elevational view thereof;

FIG. 4 is a left side elevational view thereof; the right side elevational view being a mirror image thereof; and,


FIG. 5 is a top plan view thereof.

(56) **References Cited**

U.S. PATENT DOCUMENTS

D513,526 S * 1/2006 Marshall D23/238
D526,052 S * 8/2006 Lord D23/252

1 Claim, 4 Drawing Sheets



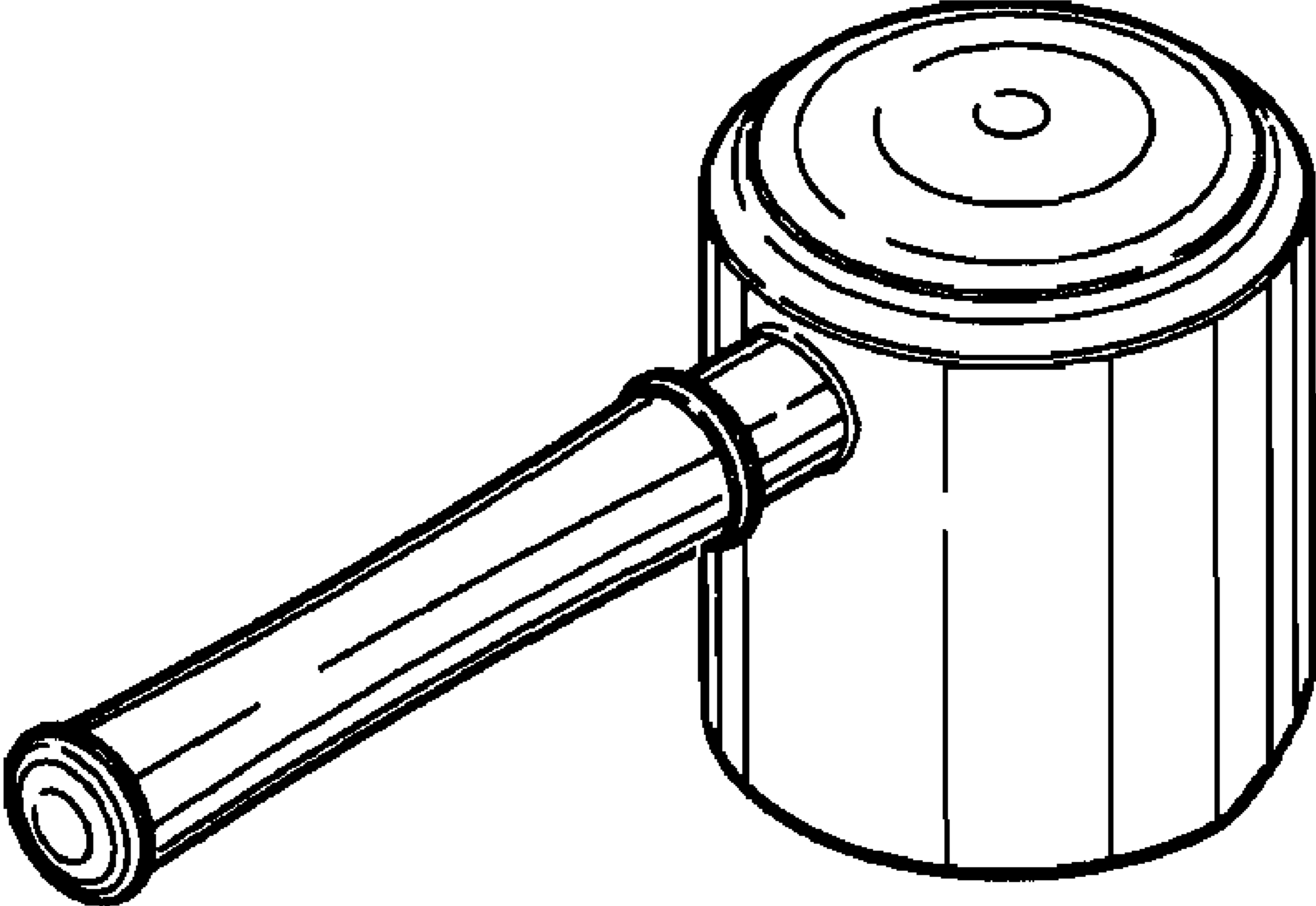


FIG. 1

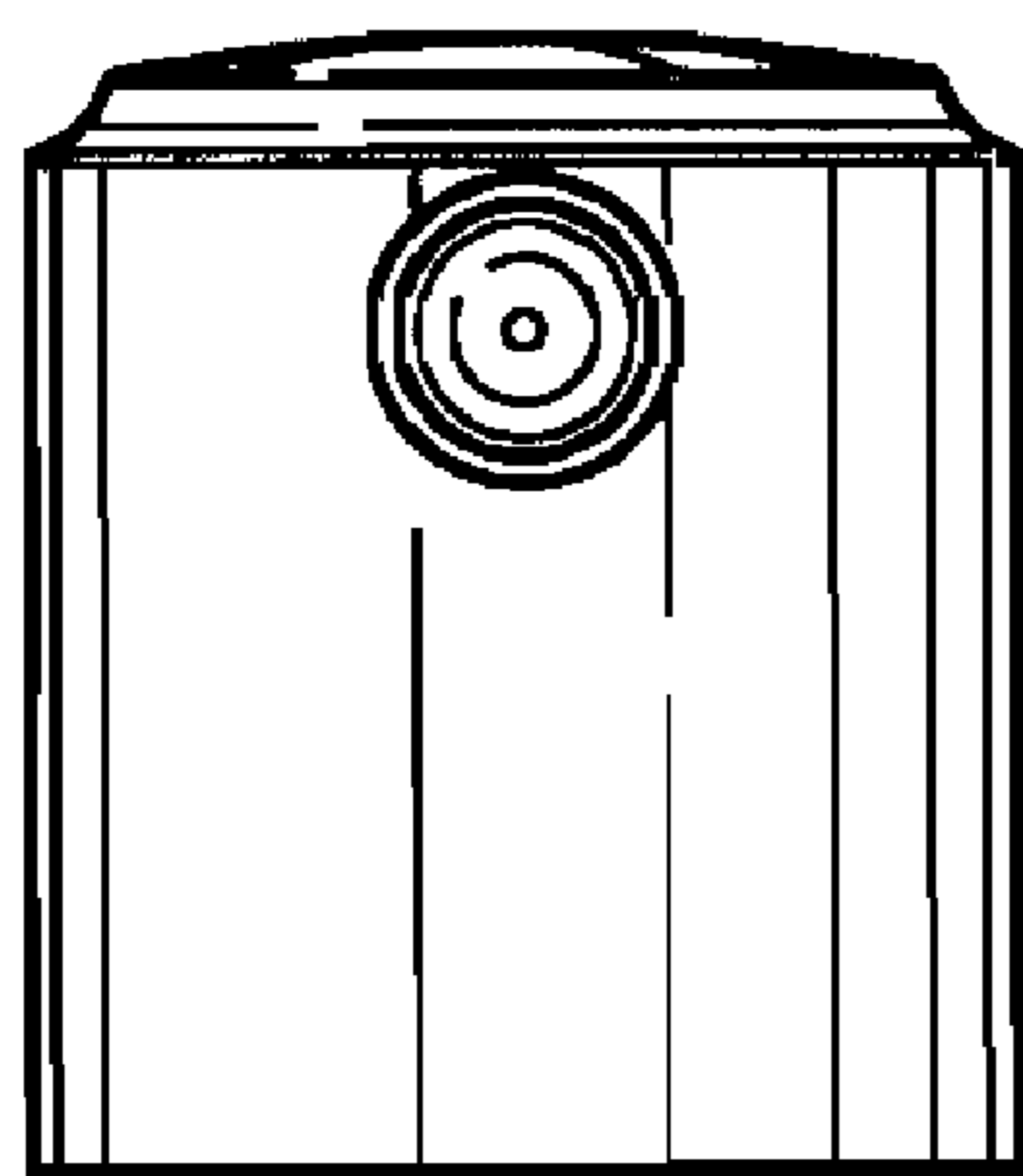


FIG. 2




FIG. 3

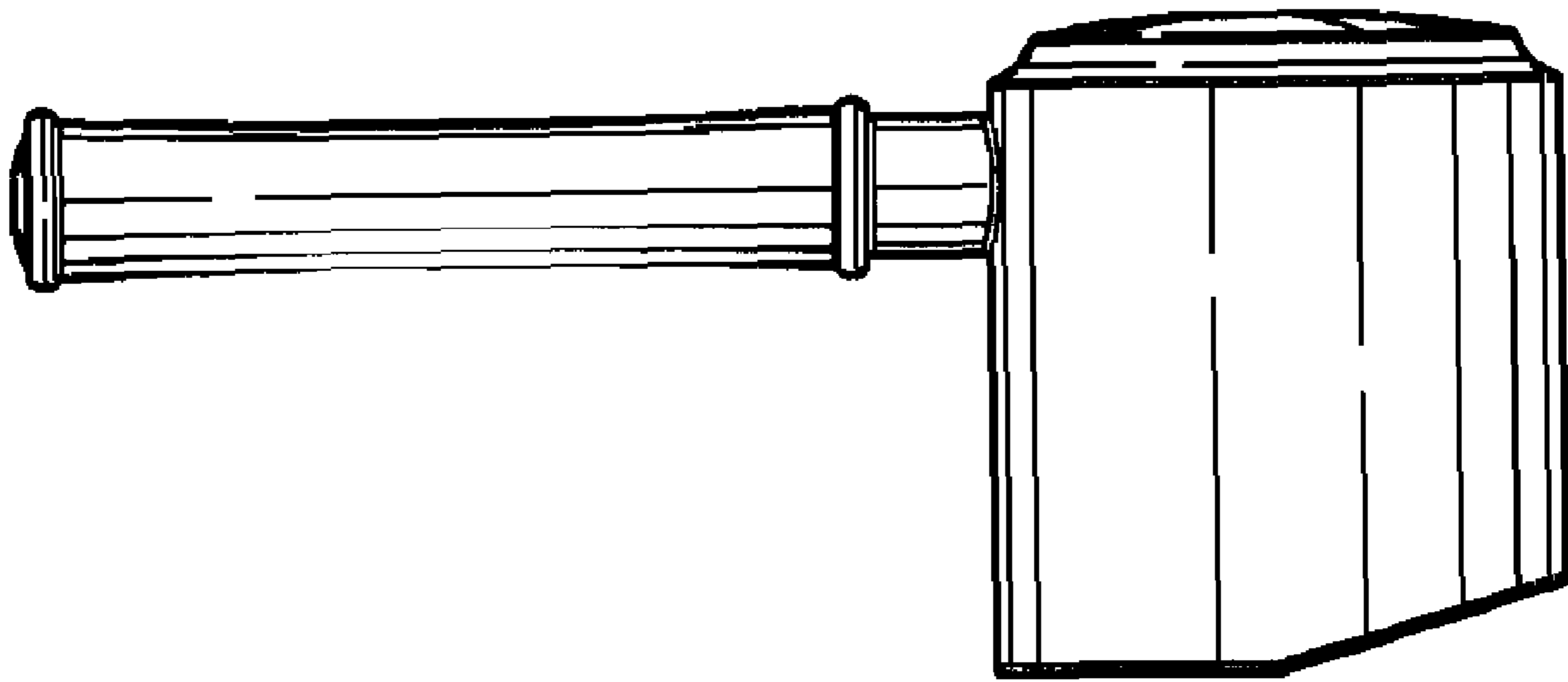


FIG. 4

FIG. 5

