



US00D596690S

(12) **United States Design Patent**  
**Bennett**

(10) **Patent No.:** **US D596,690 S**

(45) **Date of Patent:** **\*\* Jul. 21, 2009**

(54) **GOLFING AID**

(76) Inventor: **Jeremy George Bennett**, 3 Southcote Drive, Camberley (GB) GU15 1JL

(\*\*) Term: **14 Years**

(21) Appl. No.: **29/298,353**

(22) Filed: **Dec. 4, 2007**

(51) **LOC (9) Cl.** ..... **21-02**

(52) **U.S. Cl.** ..... **D21/791**

(58) **Field of Classification Search** ..... D21/789,  
D21/791; 473/218, 251-257, 270

See application file for complete search history.

(56) **References Cited**

U.S. PATENT DOCUMENTS

|           |    |   |         |              |       |         |
|-----------|----|---|---------|--------------|-------|---------|
| D117,600  | S  | * | 11/1939 | Schneider    | ..... | D21/791 |
| 4,235,440 | A  | * | 11/1980 | Hinckley     | ..... | 473/257 |
| D354,107  | S  | * | 1/1995  | Kueng et al. | ..... | D21/791 |
| D397,395  | S  | * | 8/1998  | Massey       | ..... | D21/791 |
| 6,561,920 | B1 | * | 5/2003  | Hamilton     | ..... | 473/257 |
| 6,949,029 | B1 | * | 9/2005  | Strande      | ..... | 473/257 |
| D520,096  | S  | * | 5/2006  | Prestwich    | ..... | D21/791 |
| D524,893  | S  | * | 7/2006  | Rinaldi      | ..... | D21/791 |

|              |    |   |         |          |       |         |
|--------------|----|---|---------|----------|-------|---------|
| D529,568     | S  | * | 10/2006 | Gauer    | ..... | D21/791 |
| D569,471     | S  | * | 5/2008  | Wiersma  | ..... | D21/791 |
| 2006/0019763 | A1 | * | 1/2006  | Anderson | ..... | 473/218 |

\* cited by examiner

*Primary Examiner*—Mitchell I Siegel

(74) *Attorney, Agent, or Firm*—Renner, Otto, Boisselle & Sklar, LLP

(57) **CLAIM**

The ornamental design for a golfing aid, as shown and described.

**DESCRIPTION**

FIG. 1 is a plan view of a golfing aid showing my new design.

FIG. 2 is a bottom view of the golfing aid.

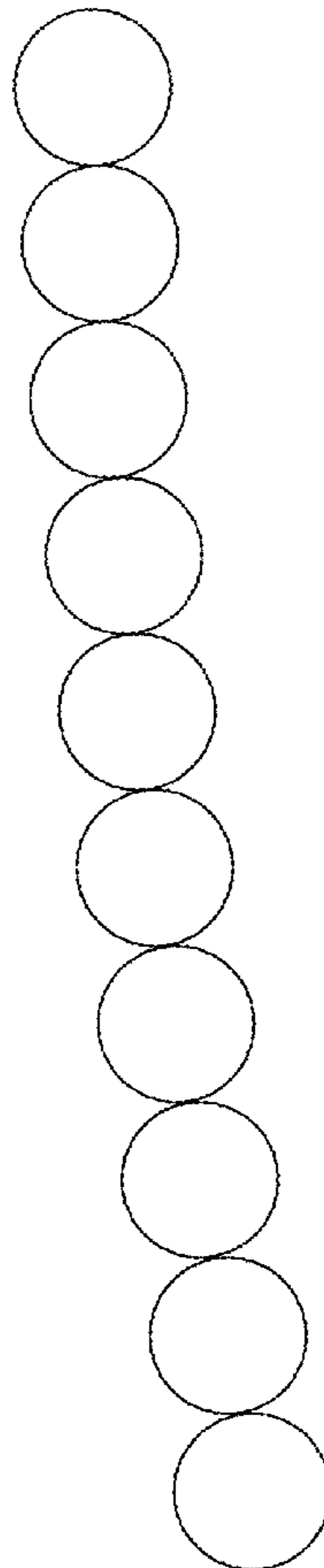
FIG. 3 is a side view of the golfing aid.

FIG. 4 is a side view of the golfing aid, opposite that of FIG. 3.

FIG. 5 is an end view of the golfing aid; and,

FIG. 6 is an end view of the golfing aid, opposite that of FIG. 5.

**1 Claim, 2 Drawing Sheets**



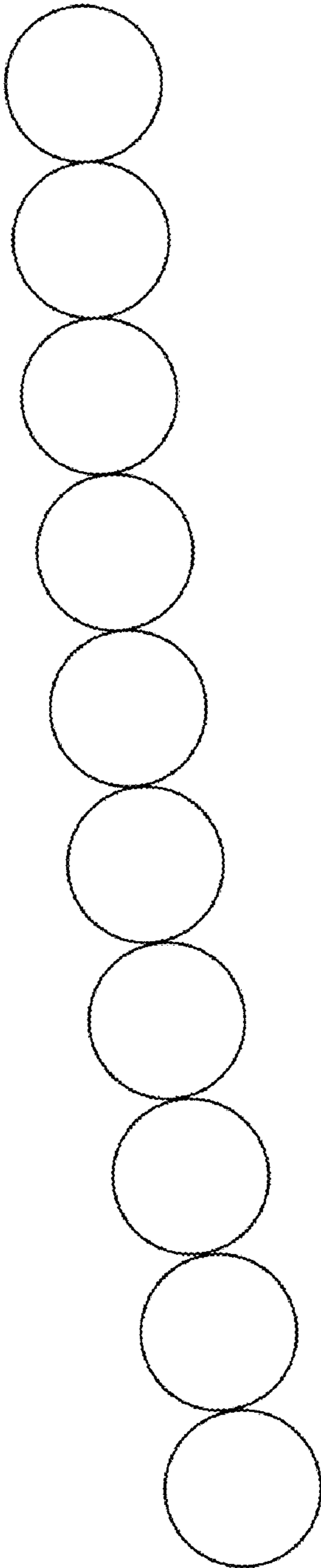


FIG. 1

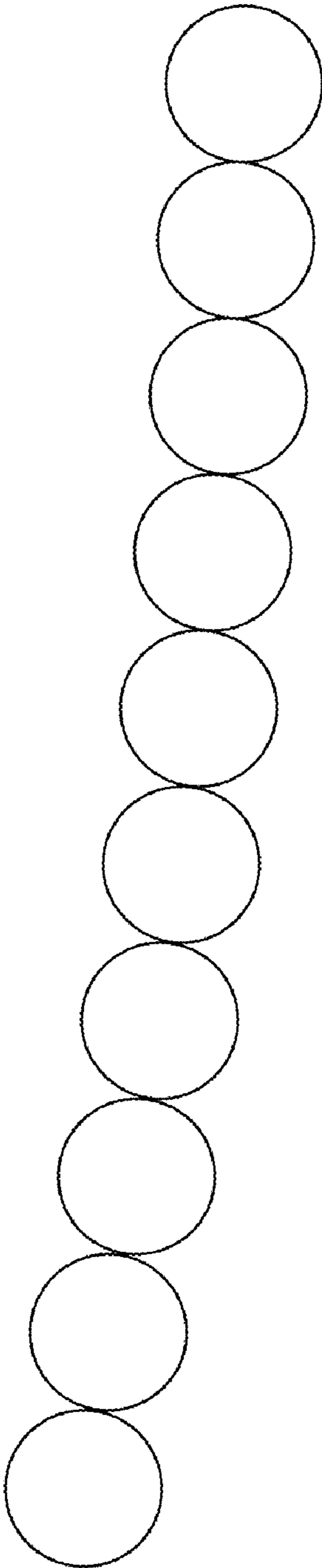


FIG. 2



FIG. 3

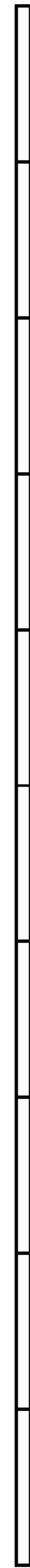


FIG. 4



FIG. 5




FIG. 6