

US00D596682S

(12) **United States Design Patent**
Severa et al.

(10) **Patent No.:** **US D596,682 S**
(45) **Date of Patent:** **** Jul. 21, 2009**

(54) **RACQUET**

2006/0052187 A1 3/2006 Pai 473/546

(75) Inventors: **William D. Severa**, Darien, IL (US);
Donald G. Loeffler, Gilberts, IL (US)

(73) Assignee: **Wilson Sporting Goods Co.**, Chicago,
IL (US)

(**) Term: **14 Years**

(21) Appl. No.: **29/312,826**

(22) Filed: **Nov. 13, 2008**

(51) **LOC (9) Cl.** **21-02**

(52) **U.S. Cl.** **D21/730**

(58) **Field of Classification Search** D21/729-732;
473/524-557

See application file for complete search history.

(56) **References Cited**

U.S. PATENT DOCUMENTS

3,912,268	A	10/1975	Robinson	273/73
4,194,738	A	3/1980	Inoue et al.	273/73
4,394,014	A	7/1983	Balaban	273/73
4,906,002	A	3/1990	Goffney et al.	273/73
5,060,944	A	10/1991	Janes	273/73
D330,925	S *	11/1992	Janes	D21/730
5,282,617	A	2/1994	Hong	273/73
D460,135	S *	7/2002	Lammer	D21/730
D468,380	S *	1/2003	Lammer	D21/730
D469,487	S *	1/2003	Severa et al.	D21/729
6,663,514	B2	12/2003	Niwa et al.	473/521
6,688,997	B2	2/2004	Ashino et al.	473/535
D554,211	S *	10/2007	Severa et al.	D21/730
D565,675	S *	4/2008	Severa et al.	D21/730

FOREIGN PATENT DOCUMENTS

DE	1920584	11/1969
DE	1923910	11/1969
DE	2011868	10/1970
DE	1919461	11/1970
DE	1950258	4/1971
DE	2840198	3/1980
DE	4107700	1/1992
DE	4102901	8/1992
DE	4018818	3/1994
DE	10 2006 004 849 A1	8/2007

* cited by examiner

Primary Examiner—Mitchell I Siegel

(74) *Attorney, Agent, or Firm*—Terence P. O'Brien

(57) **CLAIM**

We claim the ornamental design for a racquet, as shown and described.

DESCRIPTION

FIG. 1 is a side perspective view of a racquet of the present design.

FIG. 2 is an enlarged side perspective of a racquet of FIG. 1.

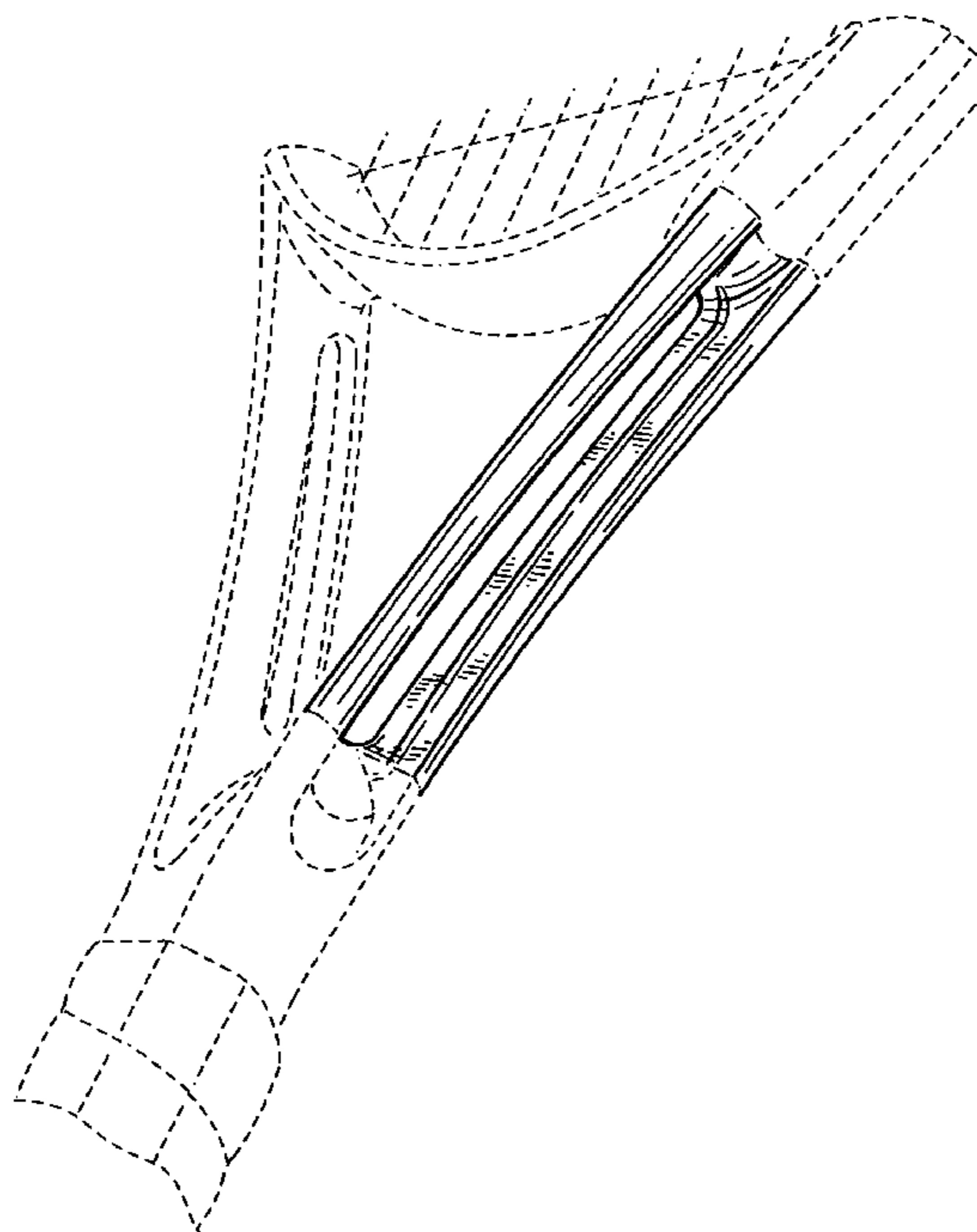
FIG. 3 is a front view of the racquet of FIG. 1.

FIG. 4 is a first side view of the racquet of FIG. 1; and,

FIG. 5 is a second side view of the racquet of FIG. 1.

The ornamental design that is claimed is shown in solid lines in the drawings. The broken (dashed) lines shown in FIGS. 1 through 5 are included for the purpose of illustrating environmental elements only and form no part of the claimed design.

1 Claim, 5 Drawing Sheets



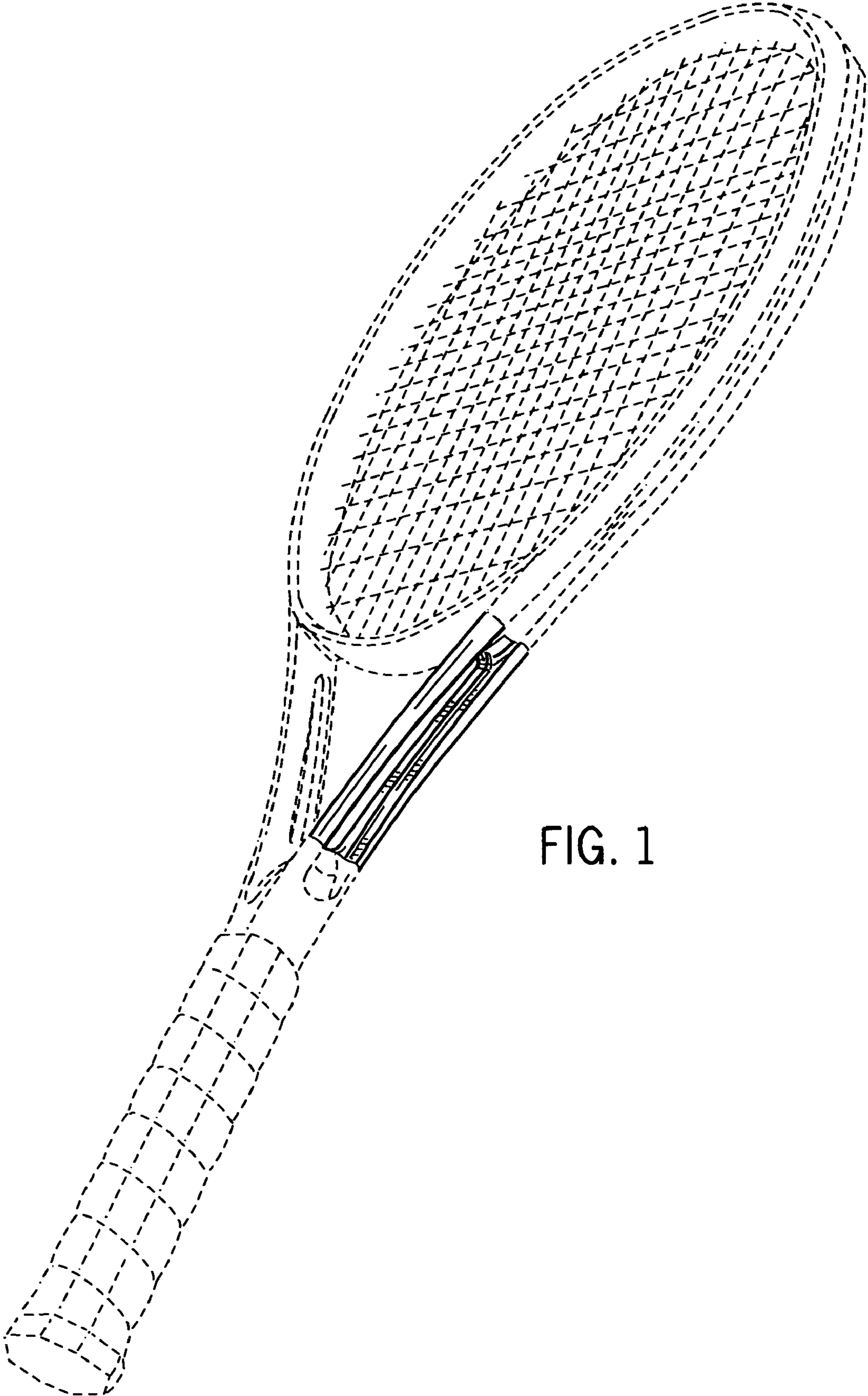


FIG. 1

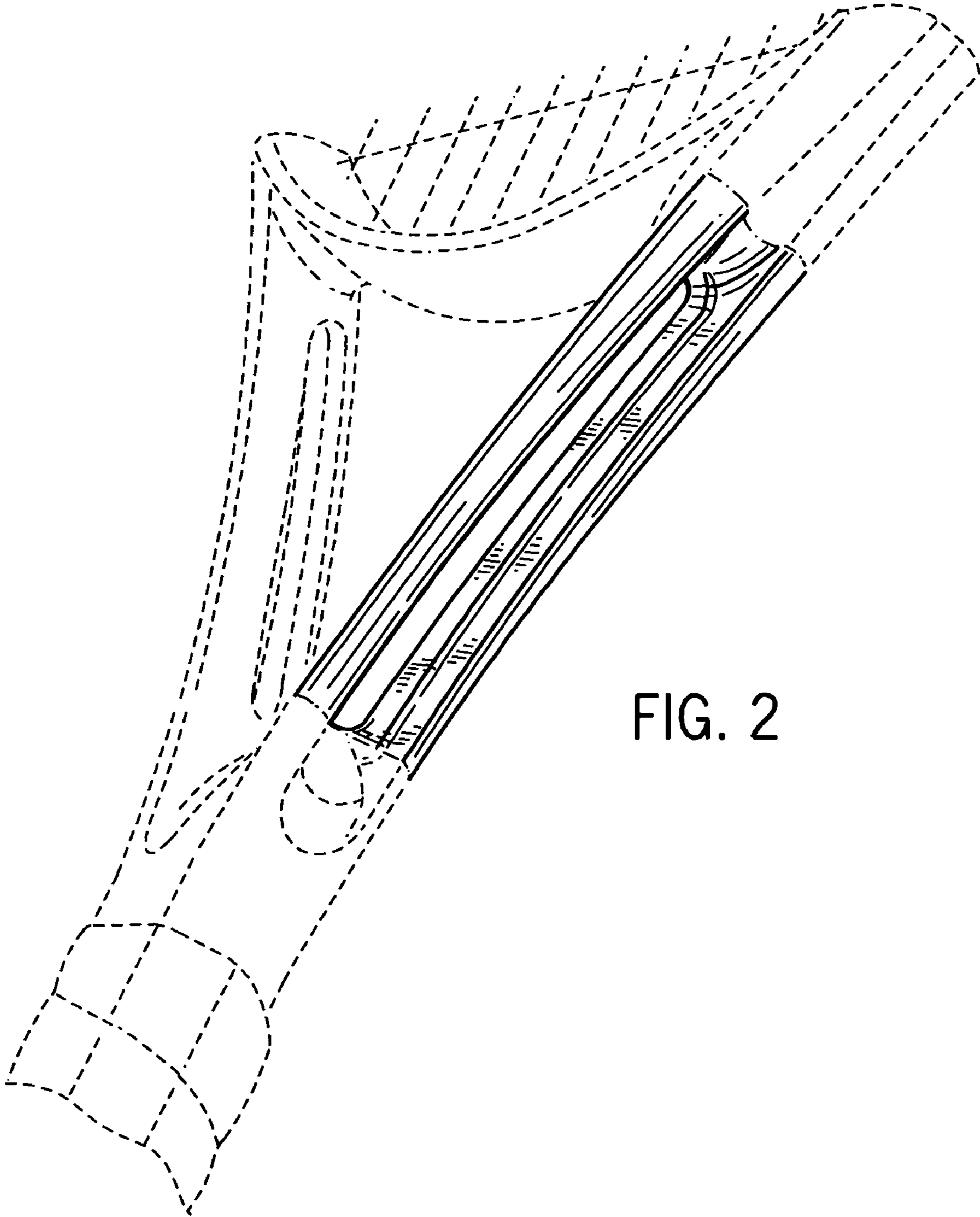


FIG. 2

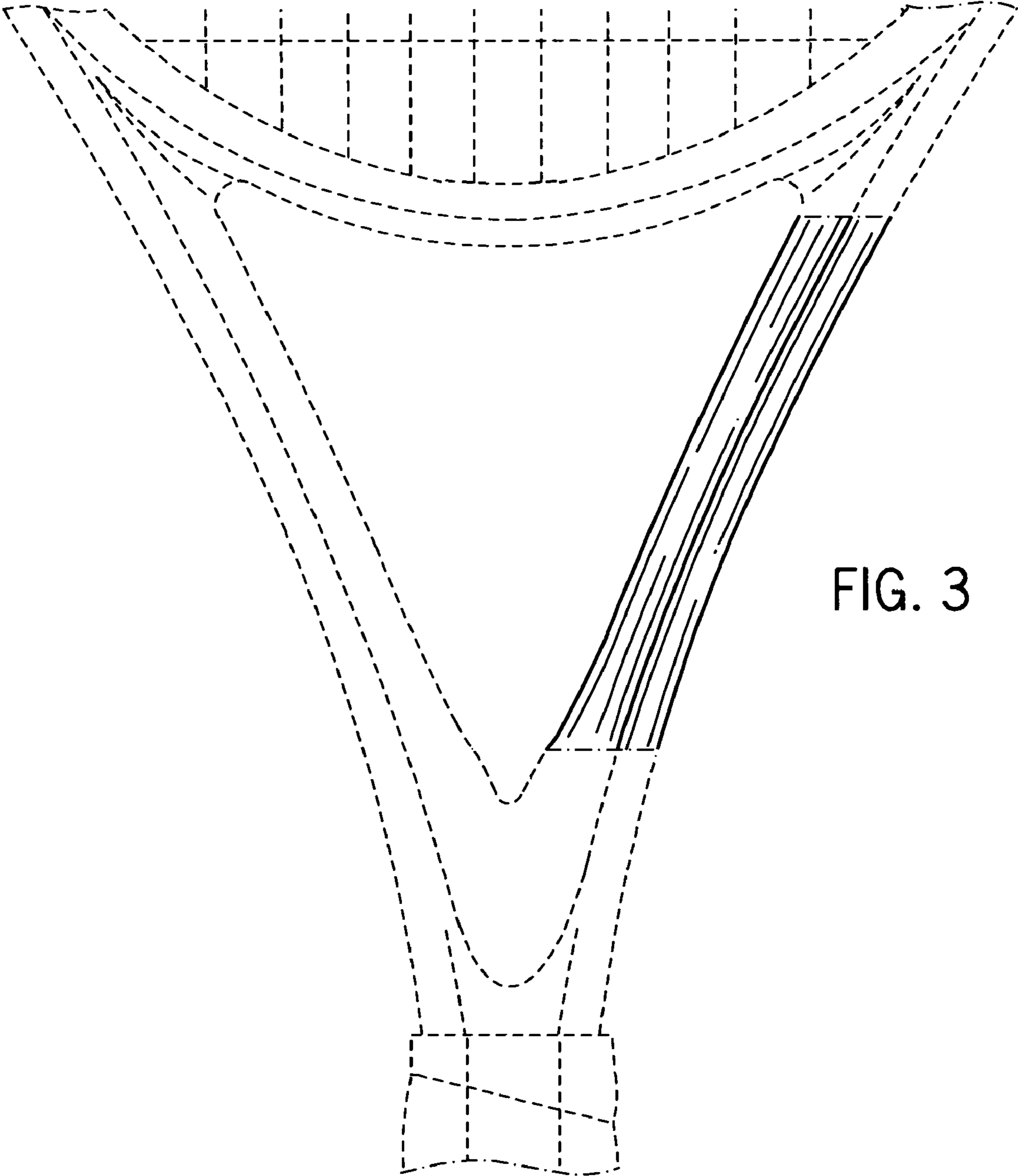


FIG. 3

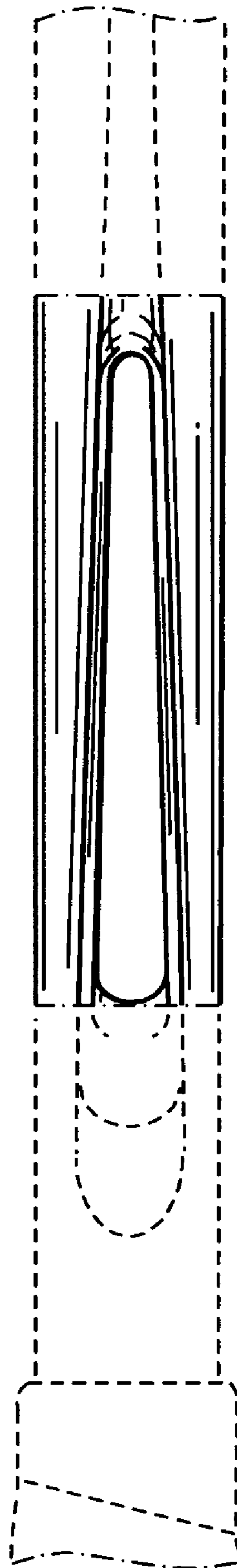


FIG. 4




FIG. 5