

US00D596677S

(12) **United States Design Patent**  
**Tsuda**

(10) **Patent No.:** **US D596,677 S**  
(45) **Date of Patent:** **\*\* Jul. 21, 2009**

(54) **PRIZE CATCHING GAME DEVICE**

(75) Inventor: **Kimio Tsuda**, Tokyo (JP)

(73) Assignee: **Kabushiki Kaisha Sega**, Tokyo (JP)

(\*\*) Term: **14 Years**

(21) Appl. No.: **29/309,384**

(22) Filed: **Aug. 6, 2008**

(30) **Foreign Application Priority Data**

Feb. 7, 2008 (JP) ..... 2008-002705

(51) **LOC (9) Cl.** ..... **21-01**

(52) **U.S. Cl.** ..... **D21/325**

(58) **Field of Classification Search** ..... D21/325,  
D21/329, 369, 811; D20/1-9; 273/148 B,  
273/447, 448, 460, 461; 463/29, 35, 46,  
463/47, 7, 25; 221/75, 133, 155, 212, 282-286,  
221/312 A, 312 C

See application file for complete search history.

(56) **References Cited**

**U.S. PATENT DOCUMENTS**

- 4,306,717 A \* 12/1981 Todokoro ..... 273/447
- 4,614,342 A \* 9/1986 Takashima ..... 463/11
- D378,930 S \* 4/1997 Nobata et al. .... D21/369
- 5,741,013 A \* 4/1998 Hamano et al. .... 273/447
- D411,259 S \* 6/1999 Ishii et al. .... D21/329
- D433,716 S \* 11/2000 Robrahn et al. .... D21/325
- 6,634,940 B2 \* 10/2003 Yoshida et al. .... 463/7

- D505,700 S \* 5/2005 Singer ..... D21/327
- D520,068 S \* 5/2006 Hirato et al. .... D21/327
- D521,074 S \* 5/2006 Hirato et al. .... D21/327
- 2003/0151202 A1 \* 8/2003 Fisher et al. .... 273/447
- 2006/0170164 A1 \* 8/2006 Watanabe ..... 273/447
- 2009/0042653 A1 \* 2/2009 Hamada ..... 463/42

\* cited by examiner

*Primary Examiner*—Prabhakar Deshmukh

(74) *Attorney, Agent, or Firm*—Dickstein Shapiro LLP

(57) **CLAIM**

The ornamental design for a prize catching game device, as shown and described.

**DESCRIPTION**

FIG. 1 is a front elevational view of my new design for a prize catching game device;

FIG. 2 is a rear elevational view of the prize catching game device of FIG. 1;

FIG. 3 is a top plan view of the prize catching game device of FIG. 1;

FIG. 4 is a bottom plan view of the prize catching game device of FIG. 1;

FIG. 5 is a right side elevational view of the prize catching game device of FIG. 1; and,

FIG. 6 is a left side elevational view of the prize catching game device of FIG. 1.

**1 Claim, 6 Drawing Sheets**

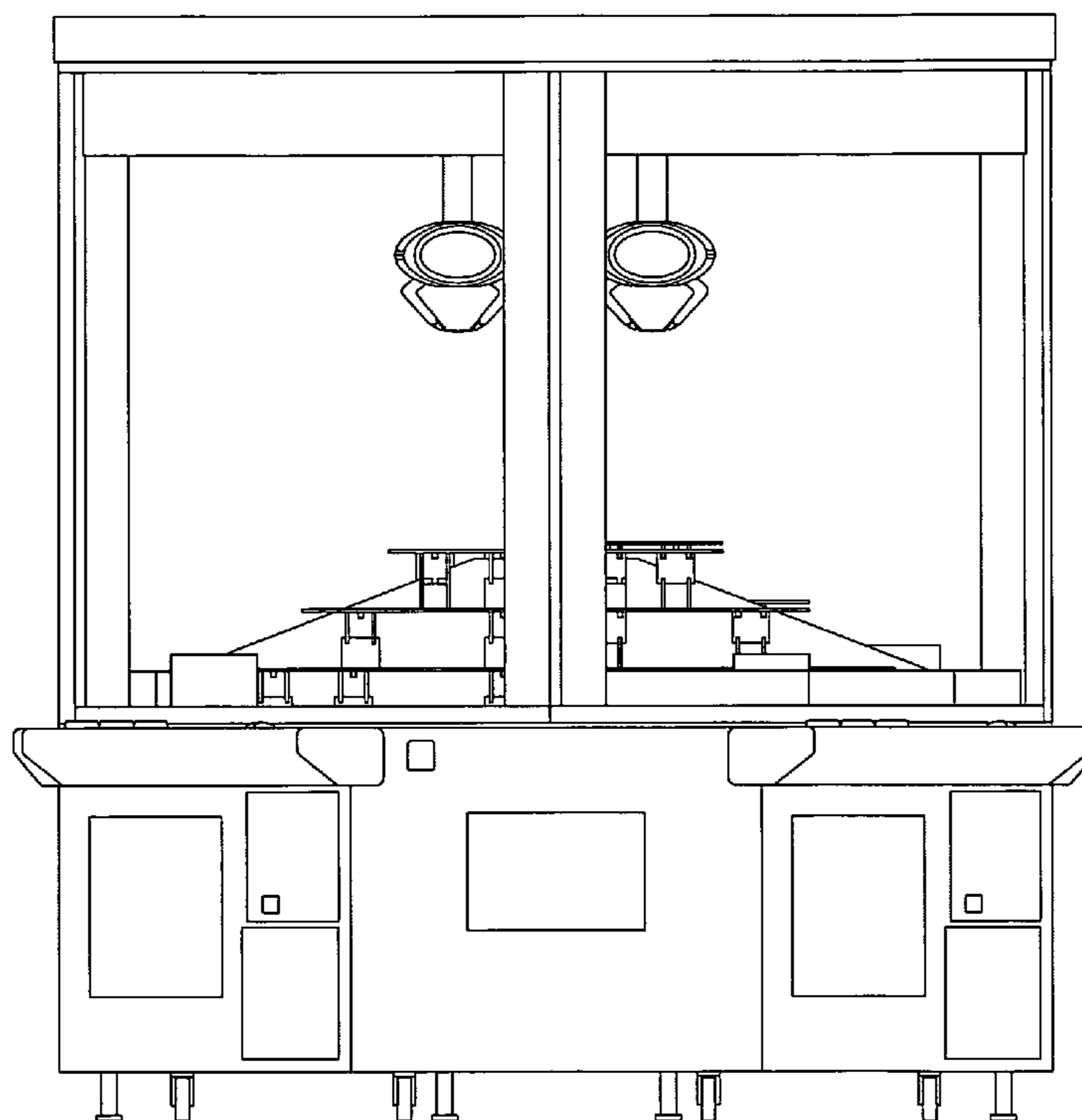


FIG. 1

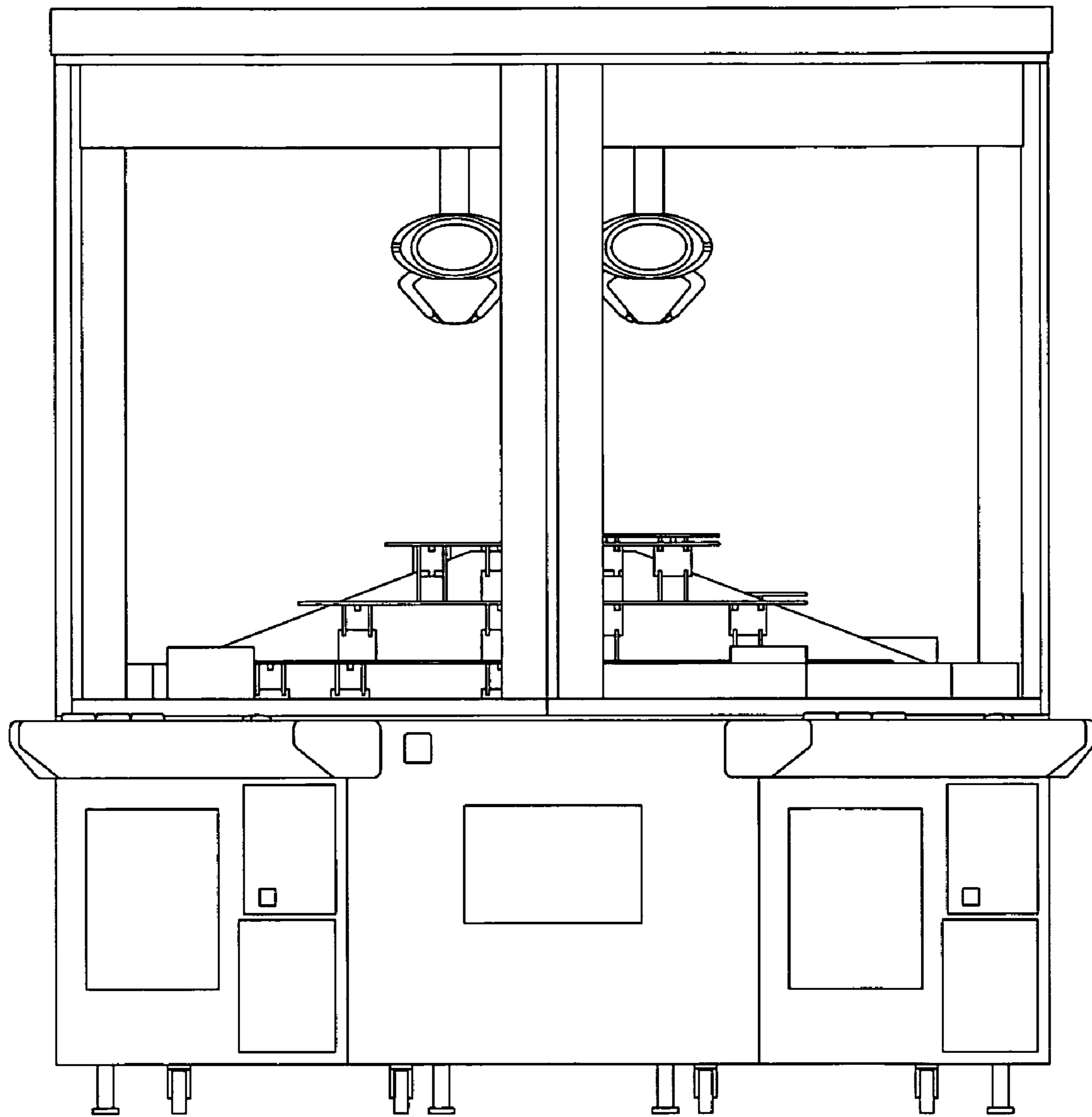


FIG.2

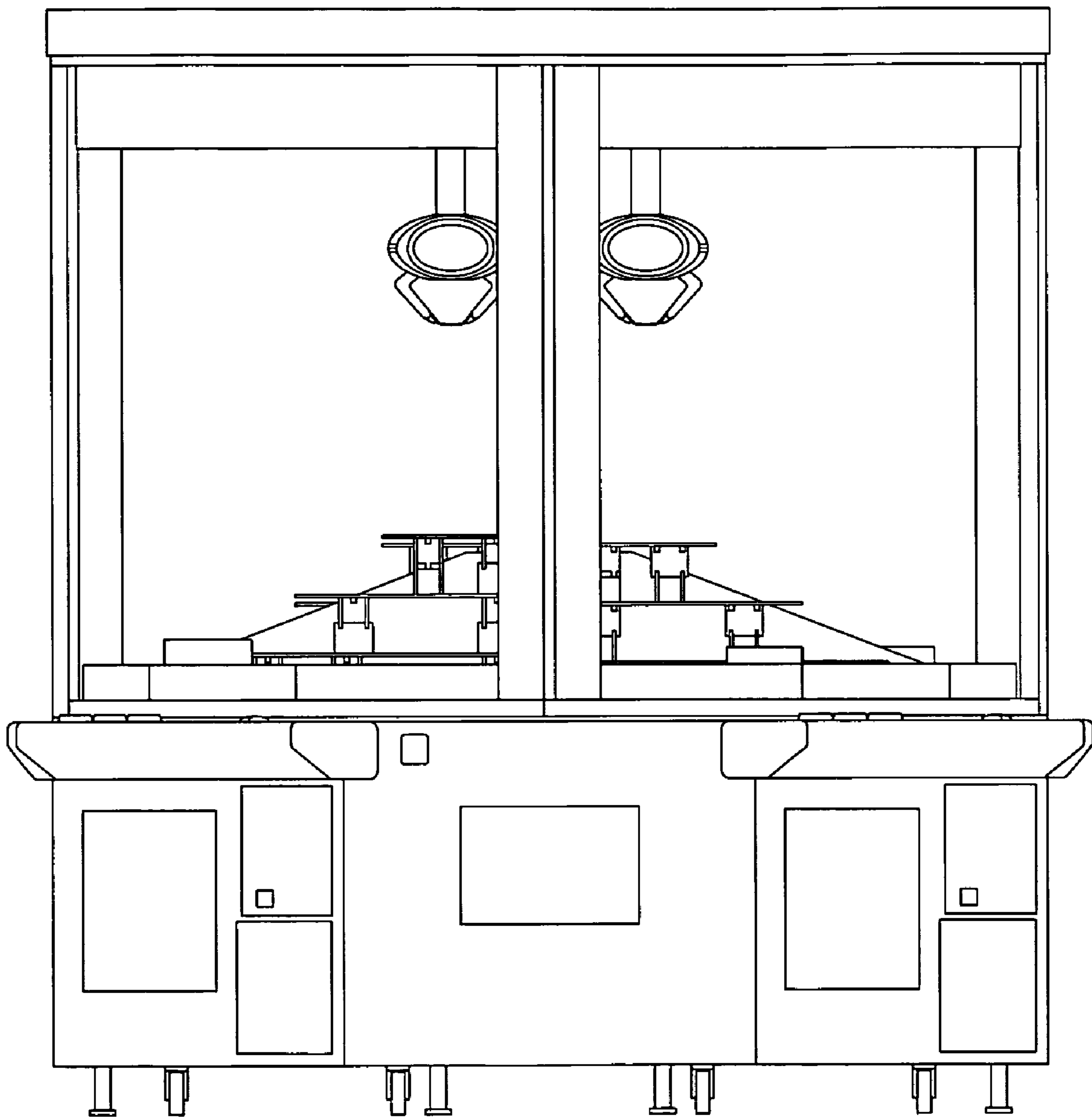


FIG.3

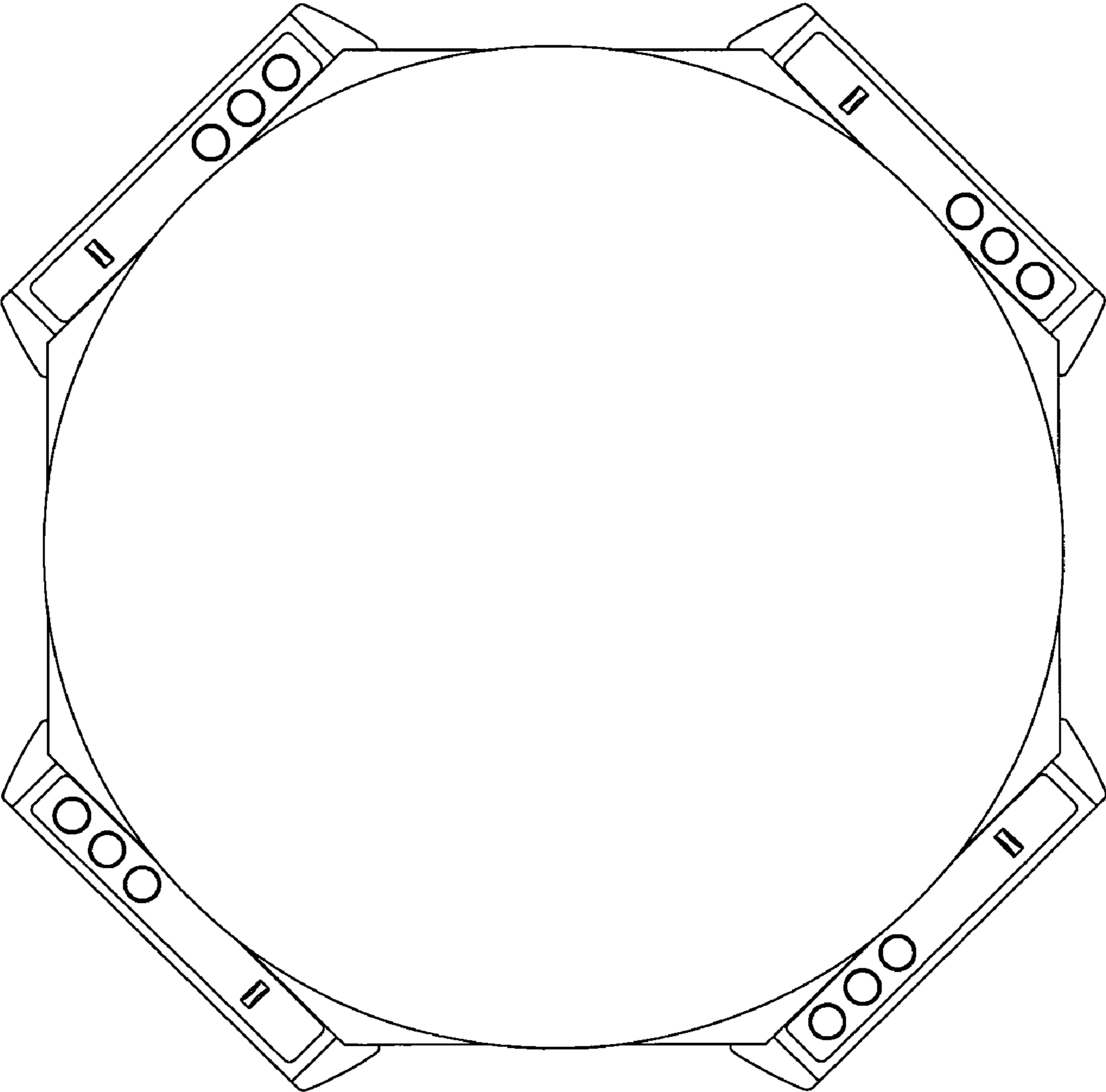


FIG.4

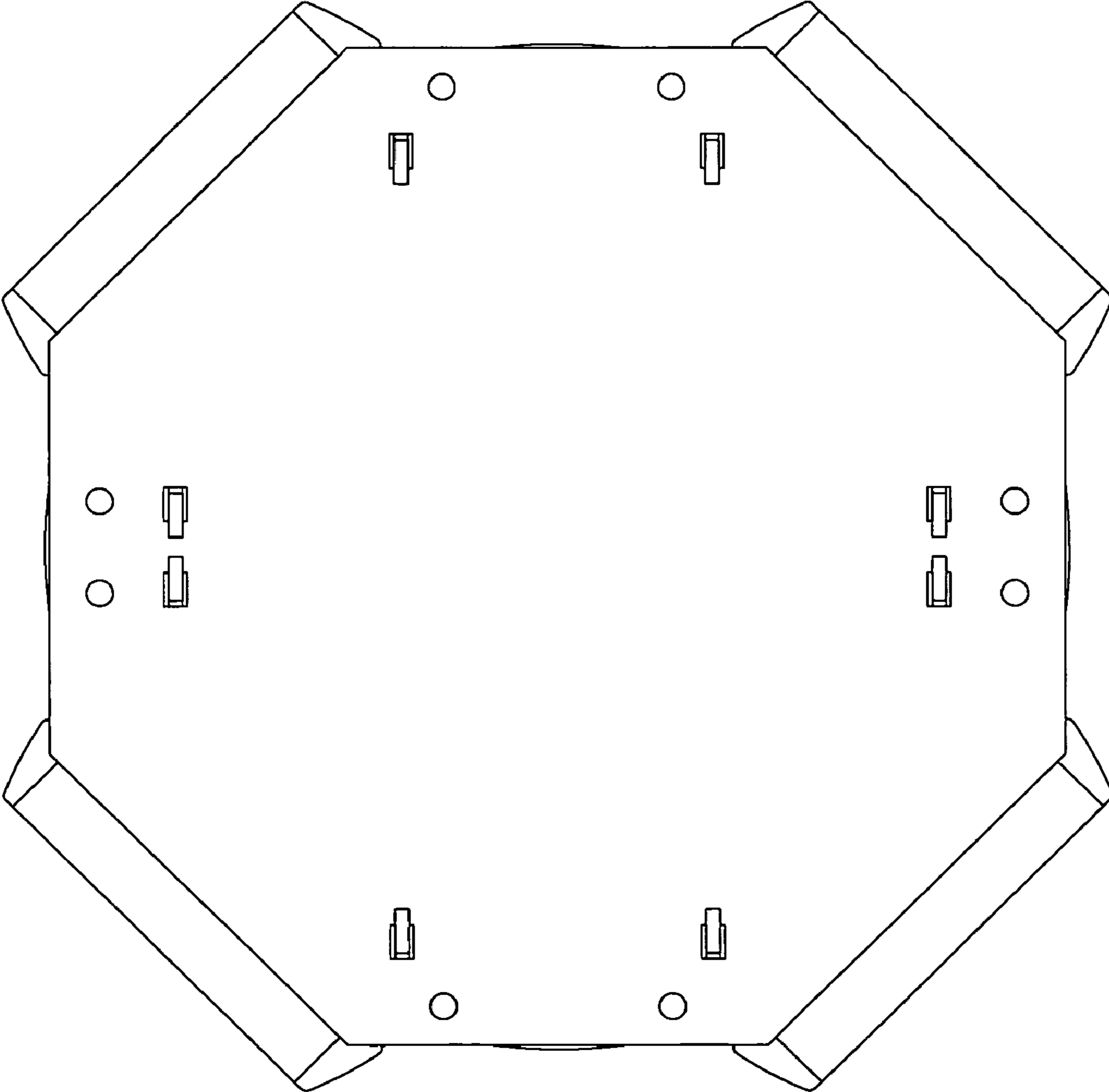


FIG. 5

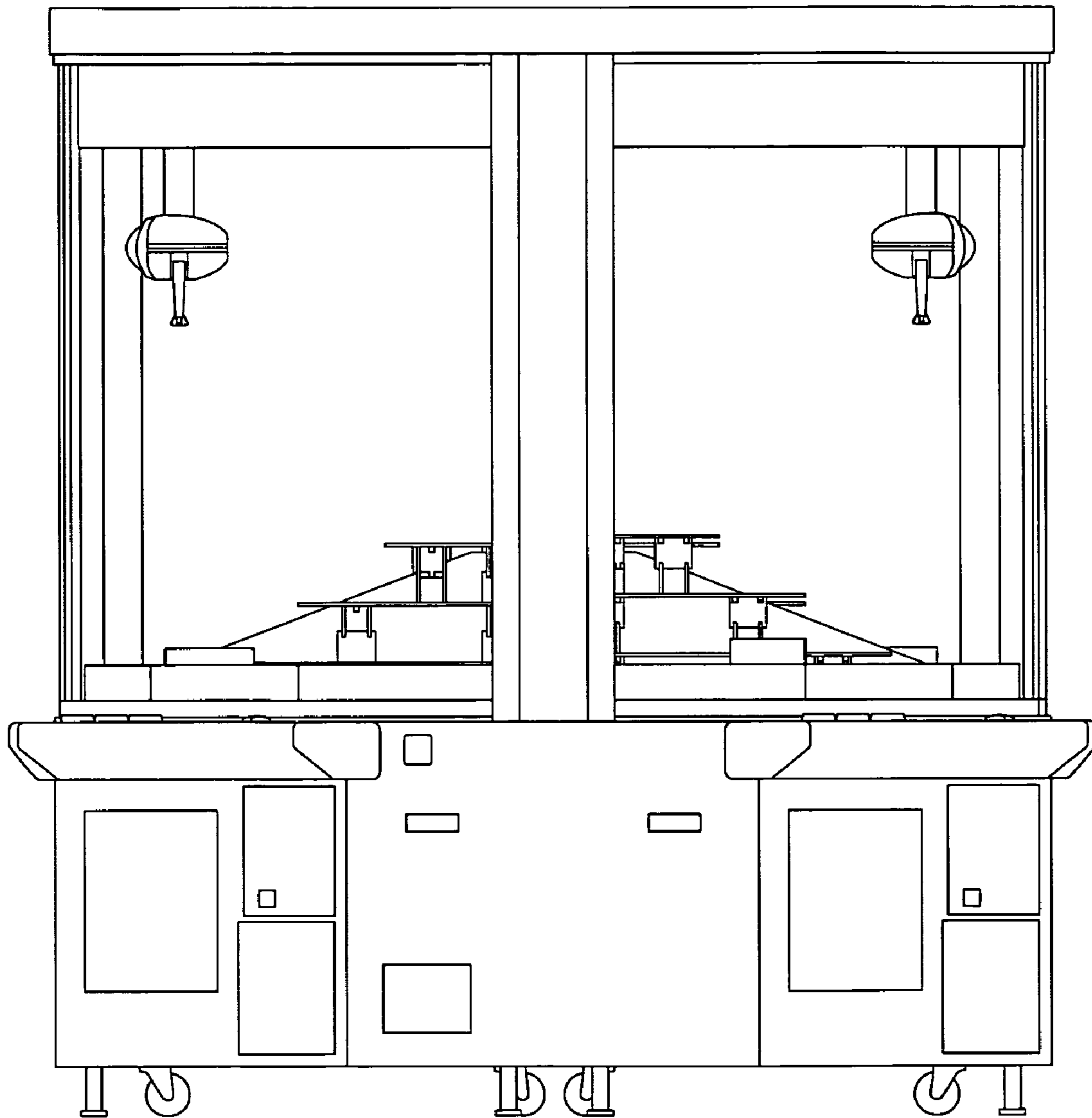


FIG. 6

